


Introductory sub-table (I)(a)

Name of the Company: SUNTECK REALTY LIMITED			
Scrip Code, Name of the scrip, class of security: 512179, SUNTECK, B/BSE500			
Quarter ended: 30th September, 2014			
Partly paid-up shares:-	No. of partly paid-up shares	As a % of total no. of partly paid-up shares	As a % of total no. of shares of the company
Held by promoter/promoter group	0	0	0
Held by public	0	0	0
Total	0	0	0
Outstanding convertible securities: No. of outstanding securities			
As a % of total no. of outstanding convertible securities		As a % of total no. of shares of the company, assuming full conversion of the convertible securities	
Held by promoter/promoter group	0	0	0
Held by public	0	0	0
Total	0	0	0
Warrants:-			
No. of warrants		As a % of total no. of shares of the company, assuming full conversion of warrants	
Held by promoter/promoter group	0	0	0
Held by public	0	0	0
Total	0	0	0
Total paid-up capital of the company, assuming full conversion of warrants and convertible securities			62,966,207 Share of Rs. 2/- each



Statement Showing Shareholding Pattern										
Category code	Category of Shareholder	Number of Shareholders	Table (I)(a)				Total shareholding as a percentage of total number of shares		Shares Pledged or otherwise encumbered	
			Total number of shares	Number of shares held in dematerialized form	As a percentage of (A+B) ¹	As a percentage of (A+B+C)	Number of shares	As a percentage of (IX) = (VIII)/(IV)*100		
(I)	(II)	(III)	(IV)	(V)	(VI)	(VII)	(VIII)	(IX)	(X)	
(A)	Shareholding of Promoter and Promoter Group ²									
1	Indian									
(a)	Individuals/ Hindu Undivided Family	6	31692367	31692367	50.33	50.33	0	0.00		
(b)	Central Government/ State Government(s)	0	0	0	0.00	0.00	0	0.00		
(c)	Bodies Corporate	4	12667928	12667928	20.11	20.11	0	0.00		
(d)	Financial Institutions/ Banks	0	0	0	0.00	0.00	0	0.00		
(e)	Any Others (Specify)	0	0	0	0.00	0.00	0	0.00		
(e-1)	Paripurna Trust	1	1910770	1910770	3.03	3.03	0	0.00		
	Sub Total(A)(1)	11	46271065	46271065	73.48	73.48	0	0.00		
2	Foreign									
a	Individuals (Non-Residents Individuals/ Foreign Individuals)	0	0	0	0.00	0.00	0	0.00		
b	Bodies Corporate	0	0	0	0.00	0.00	0	0.00		
c	Institutions	0	0	0	0.00	0.00	0	0.00		
d	Qualified Foreign Investor	0	0	0	0.00	0.00	0	0.00		
e	Any Others (Specify)	0	0	0	0.00	0.00	0	0.00		
	Sub Total(A)(2)	0	0	0	0.00	0.00	0	0.00		
	Total Shareholding of Promoter and Promoter Group (A) = (A)(1)+(A)(2)	11	46271065	46271065	73.48	73.48	0	0.00		




Sr. No.	Notes
1	Foreign Shareholding= 3811968

Handwritten signature



(I)(b) Statement showing holding of securities (including shares, warrants, convertible securities) of persons belonging to the category "Promoter and Promoter Group"

Sr. No.	Name of the shareholder	Details of Shares held		Encumbered shares (*)			Details of warrants			Details of convertible securities		Total shares (including underlying shares assuming full conversion of warrants and convertible securities) as a % of diluted share capital
		Number of shares held	As a % of grand total (A) + (B) + (C)	No.	As a percentage	As a % of grand total (A)+(B)+(C) of sub-clause (I)(a)	Number of warrants held	As a % total number of warrants of the same class	Number of convertible securities held	As a % total number of convertible securities of the same class		
(I)	(II)	(III)	(IV)	(V)	(VI) = (V)/(III)*100	(VII)	(VIII)	(IX)	(X)	(XI)	(XII)	
1	Manisha Khetan	24251407	38.51	0	0.00	0.00	0	0.00	0	0.00	38.51	
2	Kamal Khetan	2982167	4.74	0	0.00	0.00	0	0.00	0	0.00	4.74	
3	Kamal Khetan HUF	1668363	2.65	0	0.00	0.00	0	0.00	0	0.00	2.65	
4	Akrur Khetan	1120310	1.78	0	0.00	0.00	0	0.00	0	0.00	1.78	
5	Anupma Khetan	1176330	1.87	0	0.00	0.00	0	0.00	0	0.00	1.87	
6	Shanti Khetan	493790	0.78	0	0.00	0.00	0	0.00	0	0.00	0.78	
7	Satguru Infocorp Services Pvt. Ltd.	1500000	2.38	0	0.00	0.00	0	0.00	0	0.00	2.38	
8	Starlight Systems Private Limited	1500000	2.38	0	0.00	0.00	0	0.00	0	0.00	2.38	




9	Samagra Wealthmax Private Limited	804083	1.28	0	0.00	0	0.00	0	0.00	0	0.00	0	0.00	0	0.00	1.28
10	Sanchit Derivatives Private Limited	8863845	14.08	0	0.00	0	0.00	0	0.00	0	0.00	0	0.00	0	0.00	14.07
11	Paripurna Trust	1910770	3.03	0	0.00	0	0.00	0	0.00	0	0.00	0	0.00	0	0.00	3.03
TOTAL			73.48	0	0.00	0	0.00	0	0.00	0	0.00	0	0.00	0	0.00	73.48

(*) The term "encumbrance" has the same meaning as assigned to it in regulation 28(3) of the SAST Regulations, 2011




(1)(c)(f) Statement showing holding of securities (including shares, warrants, convertible securities) of persons belonging to the category "Public" and holding more than 1% of the total number of shares

Sr. No.	Name of the shareholder	Number of shares held	Shares as a percentage of total number of shares {i.e., Grand Total (A)+(B)+(C) indicated in Statement at para (1)(a) above}	Details of warrants		Details of convertible securities		Total shares (including underlying shares assuming full conversion of warrants and convertible securities) as a % of diluted share capital
				Number of warrants held	As a % total number of warrants of the same class	Number of convertible securities held	% w.r.t total number of convertible securities of the same class	
1	Kotak Mahindra Trusteeship Services Limited A/c Kotak Alternate Opportunities (India) Fund	4282804	6.80	0	0	0	0	6.80
2	Akshar Fincom Private Limited	2915730	4.63	0	0	0	0	4.63
3	College Retirement Equities Fund-Stock Account	1828634	2.90	0	0	0	0	2.90
4	Pavitra Finlease Pvt Ltd	875000	1.39	0	0	0	0	1.39
5	College Retirement Equities Fund-Global Equities Account	813513	1.29	0	0	0	0	1.29
6	Tree Line Asia Master Fund (Singapore) Pte Ltd.	700000	1.11	0	0	0	0	1.11
7	Bestdeal Finadvisors LLP	700000	1.11	0	0	0	0	1.11
	TOTAL	12115681	19.24	0	0	0	0	0 19.24



(D)(d) Statement showing details of locked-in shares

Sr. No.	Name of the shareholder	Number of locked-in shares	Locked-in shares as a percentage of total number of shares {i.e., Grand Total (A)+(B)+(C) indicated in Statement at para (1)(a) above}
1	NIL	NIL	NIL
TOTAL		0	0.00



(II)(a) Statement showing details of Depository Receipts (DRs)

Sr. No.	Type of outstanding DR (ADRs, GDRs, SDRs, etc.)	Number of outstanding DRs	Number of shares underlying outstanding DRs	Shares underlying outstanding DRs as a percentage of total number of shares {i.e., Grand Total (A)+(B)+(C) indicated in Statement at para (I)(a) above}
1	NIL	0	0	0.00
TOTAL				0.00

