

(1)(a) STATEMENT SHOWING SHAREHOLDING PATTERN IN CLAUSE-35			
NAME OF THE COMPANY: TV18 Broadcast Limited			
SCRIP CODE:	532800	Name of the Scrip: TV18 Broadcast Limited	
Class of Security:	Equity		
Quarter Ended :	30.09.2014		
Partly paid-up shares	No. of partly paid-up shares	As a % of total no. of partly paid-up shares	As a % of total no. of shares of the Company.
Held by promoter/promoter group	NIL	NIL	NIL
Held by Public	NIL	NIL	NIL
Total:	NIL	NIL	NIL
Outstanding convertible securities:	No. of outstanding securities	As a % of total no. of outstanding convertible securities.	As a % of total no. of shares of the Company assuming full conversion of the convertible securities
Held by promoter/promoter group	NIL	NIL	NIL
Held by Public	NIL	NIL	NIL
Total:	NIL	NIL	NIL
Warrants:	No. of warrants	As a % of total no. of warrants	As a % of total no. of shares of the Company, assuming full conversion of warrants
Held by promoter/promoter group	NIL	NIL	NIL
Held by Public	NIL	NIL	NIL
Total:	NIL	NIL	NIL
Total paid-up capital of the Company, assuming full conversion of warrants and convertible securities	1714145746		

For TV18 Broadcast Limited


Company Secretary

CATEGORY CODE	CATEGORY OF SHAREHOLDER	NO OF SHARE HOLDERS	TOTAL NUMBER OF SHARES	NO OF SHARES HELD IN DEMATERIALIZED FORM	TOTAL SHAREHOLDING AS A % OF TOTAL NO OF SHARES		SHARES PLEDGE OR OTHERWISE ENCUMBERED	
					AS a PERCENTAGE of (A+B)	As a PERCENTAGE of (A+B+C)	NUMBER OF SHARES	AS a PERCENTAGE
(I)	(II)	(III)	(IV)	(V)	(VI)	(VII)	(VIII)	(IX)=(VIII)/(I)*100
(A)	PROMOTER AND PROMOTER GROUP							0
(1)	INDIAN							
(a)	Individual /HUF	0	0	0	0.00	0.00	0	0.00
(b)	Central Government/State Government(s)	0	0	0	0.00	0.00	0	0.00
(c)	Bodies Corporate	11	1030105311	1030105311	60.09	60.09	0	0.00
(d)	Financial Institutions / Banks	0	0	0	0.00	0.00	0	0.00
(e)	Others (Trusts)	0	0	0	0.00	0.00	0	0.00
	Sub-Total A(1) :	11	1030105311	1030105311	60.09	60.09	0	0.00
(2)	FOREIGN							
(a)	Individuals (NRIs/Foreign Individuals)	0	0	0	0.00	0.00	0	0.00
(b)	Bodies Corporate	0	0	0	0.00	0.00	0	0.00
(c)	Institutions	0	0	0	0.00	0.00	0	0.00
(d)	Qualified Foreign Investor	0	0	0	0.00	0.00	0	0.00
(e)	Others	0	0	0	0.00	0.00	0	0.00
	Sub-Total A(2) :	0	0	0	0.00	0.00	0	0.00
	Total Shareholding of Promoter and Promoter Group A= A(1)+A(2)	11	1030105311	1030105311	60.09	60.09	0	0.00
(B)	PUBLIC SHAREHOLDING						N A	N A
(1)	INSTITUTIONS						N A	N A
(a)	Mutual Funds /UTI	14	22166465	22166465	1.29	1.29		
(b)	Financial Institutions /Banks	6	2036141	2036141	0.12	0.12		
(c)	Central Government / State Government(s)	0	0	0	0.00	0.00		
(d)	Venture Capital Funds	0	0	0	0.00	0.00		
(e)	Insurance Companies	0	0	0	0.00	0.00		
(f)	Foreign Institutional Investors	72	175494948	175494948	10.24	10.24		
(g)	Foreign Venture Capital Investors	0	0	0	0.00	0.00		
(h)	Qualified Foreign Investor	0	0	0	0.00	0.00		
(i)	Others	0	0	0	0.00	0.00		
	Sub-Total B(1) :	92	199697554	199697554	11.65	11.65		
B(2)	NON-INSTITUTIONS						N A	N A
(a)	Bodies Corporate	1593	199901417	199897340	11.66	11.66		
(b)	Individuals							
	(i) Individuals holding nominal share capital upto Rs.1 lakh	82664	83063253	82762938	4.85	4.85		
	(ii) Individuals holding nominal share capital in excess of Rs.1 lakh	370	161646531	161577551	9.43	9.43		
(c)	Qualified Foreign Investor	0	0	0	0.00	0.00		
(d)	Others							
	FOREIGN BODIES	0	0	0	0.00	0.00		
	DIRECTORS AND THEIR RELATIVES	6	1260536	1260536	0.07	0.07		
	FOREIGN NATIONALS	5	2025	2025	0.0001	0.0001		
	NON RESIDENT INDIANS	704	4808299	4807539	0.28	0.28		
	OVERSEAS CORPORATE BODIES	1	1904	1904	0.0001	0.0001		
	CLEARING MEMBERS	281	2999221	2999221	0.17	0.17		
	TRUSTS	15	30659695	30659627	1.79	1.79		
	Sub-Total B(2) :	85639	484342881	483968681	28.26	28.26		
	Total Public Shareholding B = (B)(1) + B(2)	85731	684040435	683666235	39.91	39.91		
	Total (A+B) :	85742	1714145746	1713771546	100.00	100.00		
(C)	Shares held by custodians, against which Depository Receipts have been issued	0	0	0	0	0	N A	N A
(1)	Promoter and Promoter Group	0	0	0	0.00	0.00	0	0.00
(2)	Public	0	0	0	0.00	0.00	0	0.00
	GRAND TOTAL (A+B+C) :	85742	1714145746	1713771546	100.00	100.00	0	0.00

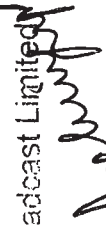
For TV18 Broadcast Limited

Company Secretary

(I)(b) Sr.No	Statement showing holding of securities (including shares, warrants, convertible securities) of persons belonging to the category "Promoter and Promoter Group" Name of the Shareholder	Encumbered shares (#)					Details of Warrants			Details of convertible securities		Total Shares (including underlying shares assuming full conversion of warrants and convertible securities) as a % of diluted share capital
		Details of Shares held		Pledge Shares	AS a percentage (VI)=(V)/(III)*100	AS a % of grand total (A) + (B) + (C) of sub-clause (I)(a)	Number of warrants held	As a % total number of warrants of the same class	Number of convertible securities held	As a % total number of convertible securities of the same class	(XII)	
(ii)	(iii)	(iv)	(v)									(vi)
1	NETWORK18 MEDIA & INVESTMENTS LIMITED	532712856	31.08	0	0.00	0	0.00	0	0.00	0	0.00	31.08
2	NETWORK18 MEDIA & INVESTMENTS LIMITED	311946638	18.20	0	0.00	0	0.00	0	0.00	0	0.00	18.20
3	NETWORK18 MEDIA & INVESTMENTS LIMITED	32375568	1.89	0	0.00	0	0.00	0	0.00	0	0.00	1.89
4	SHINANO RETAIL PRIVATE LIMITED	85173200	4.97	0	0.00	0	0.00	0	0.00	0	0.00	4.97
5	RB MEDIASOFT PRIVATE LIMITED	26050431	1.52	0	0.00	0	0.00	0	0.00	0	0.00	1.52
6	ADVENTRUE MARKETING PRIVATE LIMITED	10420173	0.61	0	0.00	0	0.00	0	0.00	0	0.00	0.61
7	WATERMARK INFRA TECH PRIVATE LIMITED	10420173	0.61	0	0.00	0	0.00	0	0.00	0	0.00	0.61
8	COLORFUL MEDIA PRIVATE LIMITED	10420173	0.61	0	0.00	0	0.00	0	0.00	0	0.00	0.61
9	RB MEDIA HOLDINGS PRIVATE LIMITED	10420173	0.61	0	0.00	0	0.00	0	0.00	0	0.00	0.61
10	RRB INVESTMENTS PRIVATE LIMITED	163563	0.01	0	0.00	0	0.00	0	0.00	0	0.00	0.01
11	RRB MEDIASOFT PRIVATE LIMITED	2363	0.00	0	0.00	0	0.00	0	0.00	0	0.00	0.00
12	RELIANCE INDUSTRIES LIMITED (RIL)*	0	0.00	0	0.00	0	0.00	0	0.00	0	0.00	0.00
13	INDEPENDENT MEDIA TURST (IMT)*	0	0.00	0	0.00	0	0.00	0	0.00	0	0.00	0.00
14	RB HOLDINGS PRIVATE LIMITED*	0	0.00	0	0.00	0	0.00	0	0.00	0	0.00	0.00
	TOTAL :	1030105311	60.09	0	0.00	0	0.00	0	0.00	0	0.00	60.09

The term "encumbrance" has the same meaning as assigned to it in the Regulation 28(3) of the SAST Regulation, 2011.

* Currently these Promoter entities do not hold any share in the Company.


For TV18 Broadcast Limited

Company Secretary

(l)(c)(i) Statement showing holding of securities (including shares, warrants, convertible securities) of persons belonging to the category "Public" and holding more than 1% of the total number of shares.								
Sr.No.	Name of the shareholder	Number of shares held	Shares as a percentage of total number of shares (i.e., Grant total (A)+(B)+(C) indicated in Statement at para (l)(a) above)	Details of warrants		Details of convertible securities		Total shares (including underlying shares assuming full conversion of warrants and convertible securities) as a % of diluted share capital)
				Number of warrants held	As a % total number of warrants of the same class	Number of convertible securities held	% w.r.t total number of convertible securities of the same class	
1	GOVERNMENT PENSION FUND GLOBAL	37700000	2.20	0	0.00	0	0.00	2.20
2	JHUNJHUNWALA REKHA RAKESH	29560000	1.72	0	0.00	0	0.00	1.72
3	NETWORK18 GROUP SENIOR PROFESSIONAL WELFARE TRUST	28725006	1.68	0	0.00	0	0.00	1.68
4	DERIVE TRADING P LTD	26398291	1.54	0	0.00	0	0.00	1.54
5	ROUTE ONE INVESTMENT COMPANY, L.P. A/C ROUTE ONE FUND I, L.P.	24528334	1.43	0	0.00	0	0.00	1.43
6	RELIANCE CAPITAL LIMITED	21812156	1.27	0	0.00	0	0.00	1.27
7	ROUTE ONE INVESTMENT COMPANY, L.P. A/C ROUTE ONE OFFSHORE MASTER FUND L.P.	21591748	1.26	0	0.00	0	0.00	1.26
8	DANSKE INVEST MANAGEMENT COMPANY S.A A/C DANSKE INVEST SICAV-SIF-EMERGING AND FRONTIER MARKETS SMID	18650000	1.09	0	0.00	0	0.00	1.09
9	BRIGHT STAR INVESTMENTS PVT LTD	17724888	1.03	0	0.00	0	0.00	1.03
	TOTAL :	226690423	13.22	0	0.00	0	0.00	13.22

For TV18 Broadcast Limited


[Handwritten Signature]
Company Secretary

Statement showing holding of securities (including shares, warrants, convertible securities) of persons (together with PAC) belonging to the category "Public" and holding more than 5% of the total number of shares of the company							
(I)(c)(ii)	Name(s) of the shareholder(s) and the Persons Acting in Concert (PAC) with them	Number of shares held	Shares as a percentage of total number of shares (i.e., Grant total (A)+(B)+(C) indicated in Statement at para (I)(a) above)	Details of warrants	Details of convertible securities	Total shares (including underlying shares assuming full conversion of warrants and convertible securities) as a % of diluted share capital)	
Sr.No.				Number of warrants held	As a % total number of warrants of the same class	Number of convertible securities held	% w.r.t total number of convertible securities of the same class
1			0.00	0	0.00	0	0.00
TOTAL :		0	0.00	0	0.00	0	0.00

For TV18 Broadcast Limited

Company Secretary

STATEMENT SHOWING DETAILS OF LOCKED-IN SHARES"			
(i)(d)			
SLNO	NAME OF THE SHAREHOLDER	CAT. CODE	NO OF SHARES
			PERCENTAGE
			0
TOTAL :			0


For TV18 Broadcast Limited



Company Secretary


STATEMENT SHOWING DETAILS OF DEPOSITORY RECEIPTS (DRS)				
(iii)(a)				
Sr.No.	Type of outstanding DR (ADRs,GDRs,SDRs,etc.)	Number of outstanding DRS	Number of shares underlying outstanding DRS	Shares underlying outstanding DRS as a percentage of total number of shares {i.e., Grand Total (A)+(B)+(C) indicated in Statement at Para(i)(a) above}
TOTAL :		0	0	0

For TV18 Broadcast Limited


Company Secretary

Statement showing Holding of Depository Receipts (DRs), where underlying shares held by "Promoter/Promoter group" are in excess of 1% of the total number shares.				
(ii)(b)	Name of the DR Holder	Type of outstanding DR (ADRs, GDRs, SDRs, etc.)	Number of shares underlying outstanding DRs	Shares underlying outstanding DRs as a percentage of total number of shares {i.e., Grand Total (A)+(B)+(C) indicated in Statement at para(I)(a) above}
	TOTAL :		0	0

For TV18 Broadcast Limited


Company Secretary