


Introductory sub-table I (a) Statement showing Shareholding Pattern

Name of the Company : Time Technoplast Limited		Name of the Scrip : Equity	
Scrip Code : BSE - 532856 & NSE - TIMETECHNO		Quarter Ended : 30.09.2014	
Partly Paid-up shares	No. of Partly Paid-up shares	As a % of total no. of partly paid-up shares	As a % of total no. of shares of the Company
Held by promoter / promoter group	-	-	-
Held by public	-	-	-
Total (D)	-	-	-
Outstanding convertible securities	No. of outstanding securities	As a % of total no. of outstanding convertible securities	As a % of total no. of shares of the Company, assuming full conversion of the convertible securities
Held by promoter / promoter group	-	-	-
Held by public	-	-	-
Total (E)	-	-	-
Warrants	No. of warrants	As a % of total no. of warrants	As a % of total no. of shares of the Company, assuming full conversion of warrants
Held by promoter / promoter group	-	-	-
Held by public	-	-	-
Total (F)	-	-	-
Total paid-up capital of the company, assuming full conversion of warrants and convertible securities	210,117,750		100.00
Grand Total (A+B+C) +D+E+F			




Name of Company
Scrip Code

Statement Showing Shareholding Pattern

Time Technoplast Limited
BSE : 532856

Quarter : 30.09.2014
NSE : TIMETECHNO

Category code	Category of Shareholder	Number of Shareholders	Total number of shares	Total Number of shares held in dematerialized form	Total shareholding as a percentage of total number of shares of		Shares Pledged or otherwise encumbered	
					As a percentage of (A+B)	As a percentage of (A+B+C)	Number of shares	As a percentage
(I)	(II)	(III)	(IV)	(V)	(VI)	(VII)	(VIII)	(IX) = (VIII/IV)*100
(A)	Promoter and Promoter Group							
1	Indian							
(a)	Individuals/ Hindu Undivided Family	8	17,346,258	16,158,758	8.2555	8.2555	-	-
(b)	Central Government/ State Government(s)	-	-	-	-	-	-	-
(c)	Bodies Corporate	6	112,672,371	110,497,371	53.6234	53.6234	24,070,000	21.3628
(d)	Financial Institutions/ Banks	-	-	-	-	-	-	-
(e)	Person Acting in Concert	1	92,968	92,968	0.04	0.0442	-	-
	Sub Total(A)(1)	15	130,111,597	126,749,097	61.9232	61.9232	24,070,000	18.4995
2	Foreign							
	Sub Total(A)(2)							
	Total Shareholding of Promoter and Promoter Group (A)= (A)(1)+(A)(2)	15	130,111,597	126,749,097	61.9232	61.9232	24,070,000	18.4995
(B)	Public shareholding							
0	Institutions							
(a)	Mutual Funds/ UTI	2	18,165,996	18,165,996	8.6456	8.6456	-	-
(b)	Financial Institutions / Banks	2	36,752	36,752	0.0175	0.0175	5,022	13.6646
(c)	Central Government/ State Government(s)	-	-	-	-	-	-	-
(d)	Venture Capital Funds	-	-	-	-	-	-	-
(e)	Insurance Companies	-	-	-	-	-	-	-
(f)	Foreign Institutional Investors	22	31,800,244	31,800,244	15.1345	15.1345	-	-
(g)	Foreign Venture Capital Investors	-	-	-	-	-	-	-
(h)	Any Other (specify)	-	-	-	-	-	-	-
	Sub-Total (B)(1)	26	50,002,992	50,002,992	23.7976	23.7976	5,022	0.01
B 2	Non-institutions							
(a)	Bodies Corporate	379	6,883,777	6,883,777	3.2762	3.2762	612,970	8.9046
(b)	Individuals							
i	Individuals -i. Individual shareholders holding nominal share capital up to Rs 1 lakh	16622	9,340,478	9,329,958	4.4454	4.4454	235,162	2.5177
ii	Individual shareholders holding nominal share capital in excess of Rs. 1 lakh.	8	4,211,227	2,461,227	2.0042	2.0042	-	-
(c)	Any Other (specify)	-	-	-	-	-	-	-
(c-i)	Clearing Member	247	827,817	827,817	0.3940	0.3940	85,616	10.3424
	Market Makers	-	-	-	-	-	-	-
	Office Bearers	46	107,206	103,306	0.0510	0.0510	-	-
(c-ii)	Foreign Nationals							
i	Non-Resident Indians (Repatriate)	162	680,872	680,872	0.3240	0.3240	-	-
ii	Non-Resident Indians (Non-Repatriate)	54	360,681	360,681	0.1717	0.1717	-	-
(C-iii)	Foreign Companies	2	4,094,536	4,094,536	1.9487	1.9487	-	-
(C-iv)	Trusts	3	3,496,567	3,496,567	1.6641	1.6641	-	-
	Sub-Total (B)(2)	17523	30,003,161	28,238,741	14.2792	14.2792	933,748	3.1122
(B)	Total Public Shareholding (B) = (B)(1)+(B)(2)	17549	80,006,153	78,241,733	38.0768	38.0768	938,770	1.1734
	TOTAL (A)+(B)	17564	210117750	204990830	100.0000	100.0000	25,008,770	11.9023
(C)	Shares held by Custodians and against which Depository Receipts have been issued							
	GRAND TOTAL (A)+(B)+(C)	17564	210,117,750	204,990,830	100.0000	100.0000	25,008,770	11.9023




(I)(b) Statement showing holding of securities (including shares, warrants, convertible securities) of persons belonging to the category "Promoter and Promoter Group"

Sr. No.	Name of the shareholder	Details of share held		Encumbrance shares			Details of warrants		Details of convertible securities	
		Number of shares	As a % of grand total (A)+(B)+(C)	Number	As a percentage	As a % of grand total (A)+(B)+(C) of sub-clause (I)(a)	Number of warrants held	As a % of total nos. of warrants of the same class	Number of convertible securities held	As a % of total nos. of convertible securities of the
(I)	(II)	(III)	(IV)	(V)	(VI) = (V)/(III)*100	(VII)	(VIII)	(IX)	(X)	(XI)
1	Time Securities Services Pvt. Ltd.	42,177,098	20.0731	10,650,000	25.25	5.07	-	-	-	-
2	Vishwalaxmi Trading & Finance Pvt. Ltd.	39,772,667	18.9288	-	-	-	-	-	-	-
3	Time Exports Pvt. Ltd.	28,547,606	13.5865	13,420,000	47.01	6.39	-	-	-	-
4	Anil Jain	4,020,000	1.9132	-	-	-	-	-	-	-
5	Bharat Vageria	4,098,758	1.9507	-	-	-	-	-	-	-
6	Raghupathy Thyagarajan	4,020,000	1.9132	-	-	-	-	-	-	-
7	Naveen Mahendrakumar Jain	4,020,000	1.9132	-	-	-	-	-	-	-
8	Time Capital Limited	1,675,000	0.7972	-	-	-	-	-	-	-
9	Arun Jain (HUF)	575,000	0.2737	-	-	-	-	-	-	-
10	Arun Jain	500,000	0.2380	-	-	-	-	-	-	-
11	Kalinga Technologies Pvt. Ltd.	325,000	0.1547	-	-	-	-	-	-	-
12	Time Securitit & Guarantees Ltd.	175,000	0.0833	-	-	-	-	-	-	-
13	Sushila Jain	112,500	0.0535	-	-	-	-	-	-	-
14	Aaruna Vageria	92,968	0.0400	-	-	-	-	-	-	-
	Total	130,111,597	61.92	24,070,000	18.50	11.46	-	-	-	-

(I)(c) Statement showing holding of securities (including shares, warrants, convertible securities) of persons belonging to the category "Public" and holding more than 1% of the total number of shares

Sr. No.	Name of the shareholder	Details of share held		Details of warrants		Details of convertible securities		Total Shares (including underlying shares assuming full conversion of warrants and convertible securities) as a % of diluted share capital
		Number of shares	As a % of grand total (A)+(B)+(C)	Number of warrants held	As a % of total nos. of warrants of the same class	Number of convertible securities held	As a % of total nos. of convertible securities of the same class	
1	HDFC Trustee Company Limited - HDFC Prudence Fund AAATH1809A	18,165,996	8.65	-	-	-	-	-
2	American Funds Insurance Series Global Small Capitalization Fund	11,888,000	5.66	-	-	-	-	-
3	Government Pension (Fund Global)	4,512,740	2.15	-	-	-	-	-
4	Grandeur Peak International Opporunities Fund	4,384,100	2.09	-	-	-	-	-
5	Grandeur Peak Emerging Markets Opporunities Fund	3,679,100	1.75	-	-	-	-	-
6	IL AND FS TRUST Company Ltd (Trustee of Business Excellence Trust India Business Ecclence Fund)	3,496,547	1.66	-	-	-	-	-
7	India Business Excellence Fund I	3,227,582	1.54	-	-	-	-	-
8	Ashmore SICAV Indian Small-Cap Equity Fund	2,615,993	1.25	-	-	-	-	-
9	Bajaj Allianz Life Insurance Company Ltd	2,454,547	1.17	-	-	-	-	-
	Total	54,424,605	25.90	-	-	-	-	-



- (I)(c) Statement showing holding of securities (including shares, warrents, convertible securities) of persons (together with PAC) belonging to the category "Public" and holding more than 5% of the total number of shares

Sr. No.	Name of the shareholder	Details of share held		Details of warrents		Details of convertible securities		Total Shares (including underlying shares assuming full conversion of warrents and convertible securities) as a % of diluted share capital
		Number of shares	As a % of grand total (A)+(B)+(C)	Number of warrents held	As a % of total nos. of warrents of the same class	Number of convertible securities held	As a % of total nos. of convertible securities of the same class	
1	HDFC Trustee Company Limited - HDFC Prudence Fund AAATH1809A	18,165,996	8.65	-	-	-	-	-
2	American Funds Insurance Series Global Small Capitalization Fund	11,888,000	5.66	-	-	-	-	-
Total		30,053,996	14.30	-	-	-	-	-

- (I)(d) Statement showing details of locked-in shares

Sr. No.	Name of the shareholder	Category Promoters/Public	Number of locked-in shares	Percentage of Total Shares
N.A.				
Total				

- (II)(a) Statement showing details of Depository Receipts (DRs)

Sr. No.	Type of outstanding DR (ADRs, GDRs, SDRs, etc.)	Number of outstanding DRs	Number of shares underlying outstanding DRs	Percentage of Total Shares
N.A.				
TOTAL				

- (II)(b) Statement showing Holding of Depository Receipts (DRs), where underlying shares are in excess of 1% of the total number of shares

Sr. No.	Name of the DR Holder	Type of outstanding DR (ADRs, GDRs, SDRs, etc.)	Number of shares underlying outstanding DRs	Percentage of Total Shares
N.A.				
TOTAL				

