


Introductory sub-table (I)(a)


Name of the Company : TIMKEN INDIA LIMITED			
Scrip Code : BSE: 522113			
Name of the scrip : NSE : TIMKEN			
Class of security : EQUITY			
Quarter Ended : 30.09.2014			
Partly paid-up shares:-	No. of partly paid-up shares	As a % of total no. of partly paid-up shares	As a % of total no. of shares of the company
Held by promoter/promoter group	NIL	0.00	0.00
Held by public	26200	100.00	0.04
Total – D	26000	100.00	0.04
Outstanding convertible securities:-	No. of outstanding securities	As a % of total no. of outstanding convertible securities	As a % of total no. of shares of the company, assuming full conversion of the convertible securities

Saumikā Hagra



Held by promoter/promoter group	0	0.00	0.00
Held by public	0	0.00	0.00
Total - E	0	0.00	0.00
Warrants:-	No. of warrants	As a % of total no. of warrants	As a % of total no. of shares of the company, assuming full conversion of warrants
Held by promoter/promoter group	0	0.00	0.00
Held by public	0	0.00	0.00
Total - F	0	0.00	0.00
Total paid-up capital of the company, assuming full conversion of warrants and convertible securities	Rs.679881340 (67999984 Shares of Rs.10/- each less Calls in Arrears Rs.118500)		

Sannika Hagra



Statement Showing Shareholding Pattern


Category code	Category of Shareholder	No of Share-holders	Table (I)(a)		Total shareholding as a percentage of total number of shares		Shares Pledged or otherwise encumbered	
			Total number of shares	Number of shares held in dematerialized form	As a percentage of (A+B) ¹	As a percentage of (A+B+C)	No of shares	As a percentage
(I)	(II)	(III)	(IV)	(V)	(VI)	(VII)	(VIII)	(IX)= (VIII)/(IV)* 100
(A)	Shareholding of Promoter and Promoter Group²							
1	Indian						N.A	N.A
(a)	Individuals/ Hindu Undivided Family				0.00	0.00		
(b)	Central Government/ State Government(s)				0.00	0.00		
(c)	Bodies Corporate				0.00	0.00		
(d)	Financial Institutions/ Banks				0.00	0.00		
(e)	Any Others(Specify)				0.00	0.00		
(e-i)					0.00	0.00		
(e-ii)					0.00	0.00		
	Sub Total(A)(1)	0	0	0	0.00	0.00	0	0.00

Saumikā Hagra




2	Foreign							
a	Individuals (Non-Residents Individuals/ Foreign Individuals)				0.00	0.00		
b	Bodies Corporate	I	50999988	50999988	75.00	75.00	NIL	NIL
c	Institutions				0.00	0.00		
d	Qualified Foreign Investor							
e	Any Others(Specify)				0.00	0.00		
(e-i)					0.00	0.00		
(e-ii)					0.00	0.00		
	Sub Total(A)(2)	1	50999988	50999988	75.00	75.00	NIL	NIL
	Total Shareholding of Promoter and Promoter Group (A)= (A)(1)+(A)(2)	1	50999988	50999988	75.00	75.00	NIL	NIL

Saumikā Hagra




(B)	Public shareholding						N.A	N.A
I	Institutions							
(a)	Mutual Funds/ UTI	20	3596337	3596337	5.29	5.29		
(b)	Financial Institutions / Banks	10	14201	13941	0.02	0.02		
(c)	Central Government/ State Government(s)							
(d)	Venture Capital Funds							
(e)	Insurance Companies							
(f)	Foreign Institutional Investors	15	3864300	3864300	5.68	5.68		
(g)	Foreign Venture Capital Investors							
(h)	Qualified Foreign Investor							
(i)	Any Other (specify)							
(i-i)								
(i-ii)								
	Sub-Total (B)(1)	45	7474838	7474578	10.99	10.99	0	0.00
B 2	Non-institutions						N.A	N.A
(a)	Bodies Corporate	656	1179171	1167804	1.74	1.74		
(b)	Individuals							
I	Individuals -i. Individual shareholders holding nominal share capital up to Rs 1 lakh	51066	7467067	4896040	10.98	10.98		

Sannikā Hagra



II	ii. Individual shareholders holding nominal share capital in excess of Rs. 1 lakh.	17	539820	539820	0.79	0.79		
(c)	Qualified Foreign Investor	0	0	0	0.00	0.00		
(d)	Any Other (specify)							
(d-i)	Non-Resident Individuals	324	206200	204757	0.30	0.30		
(d-ii)	Clearing Member	257	132050	132050	0.20	0.20		
(d-iii)	Trust	3	850	850	0.00	0.00		
	Sub-Total (B)(2)	52323	9525158	6941321	14.01	14.01	0	0.00
(B)	Total Public Shareholding (B)= (B)(1)+(B)(2)	52368	16999996	14415899	25.00	25.00	0	0.00
	TOTAL (A)+(B)	52369	67999984	65415887	100.00	100.00	0	0.00
(C)	Shares held by Custodians and against which Depository Receipts have been issued							
1	Promoter and Promoter Group							
2	Public							
	Sub-Total (C)	0	0	0	0.00	0.00	0	0.00
	GRAND TOTAL (A)+(B)+(C)	52369	67999984	65415887	100.00	100.00	0	0.00

Sannika Hagra




SL. No.	Notes

Sannitā Hara




(I)(b) Statement showing holding of securities (including shares, warrants, convertible securities) of persons belonging to the category "Promoter and Promoter Group"											
Sr. No.	Name of the share holder	Details of Shares held		Encumbered shares (*)			Details of warrants		Details of convertible securities		Total shares (including underlying shares assuming full conversion of warrants and convertible securities) as a % of diluted share capital
		No of shares held	As a % of grand total (A) + (B) + (C)	No.	As a %	As a % of grand total (A)+(B)+(C) of sub-clause (I)(a)	No. of warrants held	As a % total number of warrants of the same class	No of convertible securities held	As a % total number of convertible securities of the same class	
(I)	(II)	(III)	(IV)	(V)	(VI)=(V)/(III)*100	(VII)	(VIII)	(IX)	(X)	(XI)	(XII)
1	TIMKEN SINGAPORE PTE LTD.	50999988	75.00	NA	NA	0.00	0	0.00	0	0.00	75.00

Sannikā Hagoa



(I)(c)(i) Statement showing holding of securities (including shares, warrants, convertible securities) of persons belonging to the category "Public" and holding more than 1% of the total number of shares								
Sr. No.	Name of the shareholder	Number of shares held	Shares as a percentage of total number of shares (i.e., Grand Total (A)+(B)+(C) indicated in Statement at para (I)(a) above}	Details of warrants		Details of convertible securities		Total shares (including underlying shares assuming full conversion of warrants and convertible securities) as a % of diluted share capital
				No. of warrants held	As a % total number of warrants of the same class	No. of convertible securities held	% w.r.t total number of convertible securities of the same class	
1	ICICI PRUDENTIAL VALUE DISCOVERY FUND	951555	1.40	0	0.00	0	0.00	1.40
2	ACACIA BANYAN PARTNERS	923838	1.36	0	0.00	0	0.00	1.36
3	ACACIA INSTITUTIONAL PARTNERS, LP	995187	1.46	0	0.00	0	0.00	1.46
4	ACACIA PARTNERS, LP	900000	1.32	0	0.00	0	0.00	1.32
5.	FRANKLIN TEMPLETON MUTUAL FUND A/C FRANKLIN INDIA HIGH GROWTH COMPANIES FUND	700000	1.03	0	0.00	0	0.00	1.03
TOTAL		4470580	6.57	0	0.00	0	0.00	6.57
	Note : (*) - More than one folio clubbed							




(I)(c)(ii)

Statement showing holding of securities (including shares, warrants, convertible securities) of persons (together with PAC) belonging to the category "Public" and holding more than 5% of the total number of shares of the company


Sr. No.	Name(s) of the shareholder(s) and the Persons Acting in Concert (PAC) with them	Number of shares	Shares as a percentage of total number of shares {i.e., Grand Total (A)+(B)+(C) indicated in Statement at para (I)(a) above}	Details of warrants		Details of convertible securities		Total shares (including underlying shares assuming full conversion of warrants and convertible securities) as a % of diluted share capital
				No. of warrants	As a % total number of warrants of the same class	Number of convertible securities held	% w.r.t total number of convertible securities of the same class	
1	NA	0	0.00	0	0.00	0	0.00	0.00
TOTAL		0	0.00	0	0.00	0	0.00	0.00
	Note : (*) - More than one folio clubbed							

Sannika Hagra



(I)(d) Statement showing details of locked-in shares				
Sr. No.	Name of the shareholder	Number of locked-in shares	Locked-in shares as a percentage of total number of shares {i.e., Grand Total (A)+(B)+(C) indicated in Statement at para (I)(a) above}	Promoter/Promoter Group/Public
1	N.A		0.00	
TOTAL		0	0.00	


Saumika Hazra



(II)(a) Statement showing details of Depository Receipts (DRs)

Sr. No.	Type of outstanding DR (ADRs, GDRs, SDRs, etc.)	Number of outstanding DRs	Number of shares underlying outstanding DRs	Shares underlying outstanding DRs as a percentage of total number of shares {i.e., Grand Total (A)+(B)+(C) indicated in Statement at para (I)(a) above}
1	N.A	N.A		0.00
TOTAL		0	0	0.00

Sannika Hagra



(II)(b) Statement showing holding of Depository Receipts (DRs), where underlying shares held by "promoter/promoter group" are in excess of 1% of the total number of shares				
Sr. No.	Name of the DR Holder	Type of outstanding DR (ADRs, GDRs, SDRs, etc.)	Number of shares underlying outstanding DRs	Shares underlying outstanding DRs as a percentage of total number of shares {i.e., Grand Total (A)+(B)+(C) indicated in Statement at para (I)(a) above}
1	N.A	N.A		0.00
TOTAL			0	0.00

Sannikā Hagra

