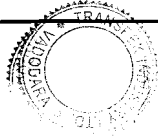


Introductory sub-table (I)(a)

Name of the Company: TRANSPEK INDUSTRY LIMITED			
Scrip Code, Name of the scrip, class of security: 506687, TRANSPEK, EQUITY			
Quarter ended: 30TH SEPTEMBER, 2014			
Partly paid-up shares:-			
	No. of partly paid-up shares	As a % of total no. of partly paid-up shares	As a % of total no. of shares of the company
Held by promoter/promoter group		0	0
Held by public		0	0
Total	0	0	0
Outstanding convertible securities:-			
	No. of outstanding securities	As a % of total no. of outstanding convertible securities	As a % of total no. of shares of the company, assuming full conversion of the convertible securities
Held by promoter/promoter group		0	0
Held by public		0	0
Total	0	0	0
Warrants:-			
	No. of warrants	As a % of total no. of warrants	As a % of total no. of shares of the company, assuming full conversion of warrants
Held by promoter/promoter group		0	0
Held by public		0	0
Total	0	0	0
Total paid-up capital of the company, assuming full conversion of warrants and convertible securities		5872040	0



FOR TRANSPEK INDUSTRY LTD.


S. K. Solanki
S. K. SOLANKI
 VICE PRESIDENT &
 COMPANY SECRETARY

Statement Showing Shareholding Pattern AS ON 30.09.2014

Category code	Category of Shareholder	Number of Shareholders	Table (I)(a)		Total shareholding as a percentage of total number of shares		Shares Pledged or otherwise encumbered	
			Total number of shares	Number of shares held in dematerialized form	As a percentage of (A+B) ¹	As a percentage of (A+B+C)	Number of shares	As a percentage
			(IV)	(V)	(VI)	(VII)	(VIII)	(IX) = (VIII)/(IV)*100
(A)	Shareholding of Promoter and Promoter							
1	Indian							
(a)	Individuals/ Hindu Undivided Family	26	988237	988112	16.83	16.83	0	0.00
(b)	Central Government/ State Government(s)	0	0	0	0.00	0.00	0	0.00
(c)	Bodies Corporate	14	1251296	1246703	21.31	21.31	0	0.00
(d)	Financial Institutions/ Banks				0.00	0.00	0	0.00
(e)	Any Others(Specify)				0.00	0.00	0	0.00
(e-i)					0.00	0.00	0	0.00
(e-ii)					0.00	0.00	0	0.00
	Sub Total(A)(1)	40	2239533	2234815	38.14	38.14	0	0.00
2	Foreign							
a	Individuals (Non-Residents Individuals/ Foreign Individuals)				0.00	0.00	0	0.00
b	Bodies Corporate				0.00	0.00	0	0.00
c	Institutions				0.00	0.00	0	0.00
d	Qualified Foreign Investor				0.00	0.00	0	0.00
e	Any Others(Specify)				0.00	0.00	0	0.00
e-i	Directors & their Relatives	3	11710	11710	0.20	0.20	0	0.00
	Sub Total(A)(2)	3	11710	11710	0.20	0.20	0	0.00
	Total Shareholding of Promoter and	43	2251243	2246525	38.34	38.34	0	0.00
(B)	Public shareholding							
1	Institutions							
(a)	Mutual Funds/ UTI	3	2900	0	0.05	0.05	0	0.00
(b)	Financial Institutions / Banks	12	2969	1313	0.05	0.05	0	0.00
(c)	Central Government/ State Government(s)	0	0	0	0.00	0.00	0	0.00
(d)	Venture Capital Funds	0	0	0	0.00	0.00	0	0.00
(e)	Insurance Companies	2	244882	244882	4.17	4.17	0	0.00
(f)	Foreign Institutional Investors	2	300	0	0.01	0.01	0	0.00
(g)	Foreign Venture Capital Investors	34	262313	258353	4.47	4.47	0	0.00
(h)	Qualified Foreign Investor				0.00	0.00	0	0.00
(i)	Any Other (specify)				0.00	0.00	0	0.00
	Sub-Total (B)(1)	53	513364	504548	8.74	8.74	0	0.00
B 2	Non-institutions							
(a)	Bodies Corporate	99	266996	258566	4.55	4.55	0	0.00
(b)	Individuals				0.00	0.00	0	0.00
I	Individuals -i. Individual shareholders holding nominal share capital up to Rs 1 lakh	6452	1083383	860903	18.45	18.45	0	0.00
II	ii. Individual shareholders holding nominal share capital in excess of Rs. 1 lakh.	17	1434228	1434228	24.42	24.42	0	0.00
(c)	Qualified Foreign Investor				0.00	0.00	0	0.00

FOR TRANSPERK INDUSTRY LTD.

S. SOLANKI
VICE PRESIDENT &
COMPANY SECRETARY



(d)	Any Other (specify)				0.00	0.00	0	0.00
(d-i)	Clearing Members	38	29525	29525	0.50	0.50	0	0.00
(d-ii)	Others Shroffs Companies	2	4050	4000	0.07	0.07	0	0.00
(d-iii)	Office Bearers	283	62371	0	1.06	1.06	0	0.00
(d-iv)	Overses Body Corporate	1	120	0	0.00	0.00	0	0.00
(d-v)	Directors Relatives	49	151131	144441	2.57	2.57	0	0.00
(d-vi)	Other Shroff Family	7	75524	75274	1.29	1.29	0	0.00
(d-vii)	Other Directors	2	105	105	0.00	0.00	0	0.00
	Sub-Total (B)(2)	6950	3107433	2807042	52.92	52.92	0	0.00
(B)	Total Public Shareholding (B)= (B)(1)+(B)(2)	7003	3620797	3311590	61.66	61.66	0	0.00
	TOTAL (A)+(B)	7046	5872040	5558115	100.00	100.00	0	0.00
(C)	Shares held by Custodians and against which Depository Receipts have been issued							
1	Promoter and Promoter Group	0	0	0	0	0.00	0	0.00
2	Public	0	0	0	0	0.00	0	0.00
	Sub-Total (C)	0	0	0	0	0	0	0.00
	GRAND TOTAL (A)+(B)+(C)	7046	5872040	5558115	100.00	100.00	0	0.00




FOR TRANSPEK INDUSTRY LTD.

S. Solanki
S. SOLANKI
VICE PRESIDENT &
COMPANY SECRETARY

(I)(b) Statement showing holding of securities (including shares, warrants, convertible securities) of persons belonging to the category "Promoter and Promoter Group"

Sr. No.	Name of the shareholder	Details of Shares held		Encumbered shares (*)			Details of warrants		Details of convertible securities		Total shares (including underlying shares assuming full conversion of warrants and convertible securities) as a % of diluted share capital
		Number of shares held	As a % of grand total (A)+(B)+(C)	No.	As a percentage	As a % of grand total (A)+(B)+(C) of sub-clause (I)(a)	Number of warrants held	As a % total number of warrants of the same class	Number of convertible securities held	As a % total number of convertible securities of the same class	
(i)	(ii)	(iii)	(iv)	(v)	(vi)=(v)/(iii)*100	(vii)	(viii)	(ix)	(x)	(xi)	(xii)
1	KAMALJYOT INVESTMENTS LIMITED	615433	10.48		0.00	0.00	0	0.00		0.00	
2	SHRUTI ATUL SHROFF	305725	5.21		0.00	0.00		0.00		0.00	
3	UTKARSH GLOBAL HOLDINGS PRIVATE LIMITED	262832	4.48		0.00			0.00		0.00	
4	ATUL GOVINDJI SHROFF	261090	4.45		0.00	0.00		0.00		0.00	
5	CHANDA KANTISEN SHROFF	89597	1.53		0.00	0.00		0.00		0.00	
6	TML INDUSTRIES LIMITED	87270	1.49		0.00	0.00		0.00		0.00	
7	VISHWA ATUL SHROFF	78386	1.33		0.00	0.00		0.00		0.00	
8	SHRODIP INVESTMENTS PVT. LTD.	72000	1.23		0.00	0.00		0.00		0.00	
9	MADISON INVESTMENTS PRIVATE LIMITED	68600	1.17		0.00			0.00		0.00	
10	UNITED PHOSPHORUS LIMITED	41150	0.70		0.00	0.00		0.00		0.00	
11	KANTISEN CHATURBHUJ SHROFF	40690	0.69		0.00	0.00		0.00		0.00	
12	HYDERABAD CHEMICAL PRODUCTS LIMITED	40150	0.68		0.00			0.00		0.00	
13	CHEITNA P SARAIYA	38966	0.66		0.00	0.00		0.00		0.00	
14	DIPESH KANTISEN SHROFF	37662	0.64		0.00	0.00		0.00		0.00	
15	SHALIL SHASHIKUMAR SHROFF	30867	0.53		0.00	0.00		0.00		0.00	
16	DIPKANTI INVESTMENTS AND FINANCING PVT. LTD.	30501	0.52		0.00			0.00		0.00	
17	PRITAMI INVESTMENTS PVT. LTD.	27004	0.46		0.00	0.00		0.00		0.00	
18	SHAILA SHASHIKUMAR SHROFF	22800	0.39		0.00	0.00		0.00		0.00	
19	ANSHUL AMRISH BHATIA	21634	0.37		0.00	0.00		0.00		0.00	
20	Dilipsinh G Bhatia	10800	0.18		0.00	0.00		0.00		0.00	
21	HRISHIT ASHWIN SHROFF	7086	0.12		0.00	0.00		0.00		0.00	
22	RAVI ASHWIN SHROFF	7086	0.12		0.00	0.00		0.00		0.00	
23	CHAITANYA DIPESH SHROFF	6746	0.11		0.00	0.00		0.00		0.00	
24	HIRAL TUSHAR DAYAL	6600	0.11		0.00	0.00		0.00		0.00	
25	CHINMAYI DIPESH SHROFF	6278	0.11		0.00	0.00		0.00		0.00	
26	KANTISEN CHATURBHAI SHROFF- HUF	6050	0.10		0.00	0.00		0.00		0.00	
27	USHA ASHWIN SHROFF	5532	0.09		0.00	0.00		0.00		0.00	
28	MADISON INVESTMENTS PVT LTD	4593	0.08		0.00	0.00		0.00		0.00	
29	KIRIT VIDYASAGAR DAVE	4035	0.07		0.00	0.00		0.00		0.00	
30	TUSHAR CHARANDAS DAYAL	4005	0.07		0.00	0.00		0.00		0.00	
31	ASHWIN CHAMPRAJ SHROFF	3919	0.07		0.00	0.00		0.00		0.00	
32	PRAFUL MANILAL SARAIYA	3358	0.06		0.00	0.00		0.00		0.00	
33	HYDERABAD CHEMICALS LIMITED	1663	0.03		0.00	0.00		0.00		0.00	
34	SANDRA RAJJU SHROFF	910	0.02		0.00	0.00		0.00		0.00	
35	ATUL GOVINDJI SHROFF	100	0.00		0.00	0.00		0.00		0.00	
36	PRAKHYATI INVESTMENTS AND FINANCE PVT LTD	100	0.00		0.00			0.00		0.00	
37	ANSHUL A BHATIA	25	0.00		0.00	0.00		0.00		0.00	
	TOTAL	2251243	38.34	0	0	0	0	0	0	0	0

(*) The term "encumbrance" has the same meaning as assigned to it in regulation 28(3) of the SAST Regulations, 2011



FOR TRANSPEK INDUSTRY LTD.

S. K. SOLANKI
VICE PRESIDENT &
COMPANY SECRETARY

(I)(c)(i) Statement showing holding of securities (including shares, warrants, convertible securities) of persons belonging to the category "Public" and holding more than 1% of the total number of shares

Sr. No.	Name of the shareholder	Number of shares held	Shares as a percentage of total number of shares {i.e., Grand Total (A)+(B)+(C) indicated in Statement at para (I)(a) above}	Details of warrants		Details of convertible securities		Total shares (including underlying shares assuming full conversion of warrants and convertible securities) as a % of diluted share capital
				Number of warrants held	As a % total number of warrants of the same class	Number of convertible securities held	% w.r.t total number of convertible securities of the same class	
1	RUCHIT BHARAT PATEL	656708	11.18					
2	HARDIK BHARAT PATEL	218956	3.73					
3	FINQUEST SECURITIES PVT. LTD.	107667	1.83			0	0	
4	PATEL LAXMIKANT C	244721	4.17			0	0	
5	LIFE INSURANCE CORPORATION OF INDIA	216132	3.68			0	0	
6	BHARAT JAYANTILAL PATEL	180151	3.07			0	0	
7	PAT FINANCIAL CONSULT. PVT LTD	89667	1.53			0	0	
8	MEENAL KAPADIA	74079	1.26			0	0	
9	ASHOK BABUBHAI THAKKER	66351	1.13					
TOTAL		1854432	31.58	0	0	0	0	0



FOR TRANSPEK INDUSTRY LTD.

S. K. Solanki
S. K. SOLANKI
VICE PRESIDENT &
COMPANY SECRETARY

(I)(c)(ii) Statement showing holding of securities (including shares, warrants, convertible securities) of persons (together with PAC) belonging to the category "Public" and holding more than 5% of the total number of shares of the company

Sr. No.	Name(s) of the shareholder(s) and the Persons Acting in Concert (PAC) with them	Number of shares	Shares as a percentage of total number of shares {i.e., Grand Total (A)+(B)+(C) indicated in Statement at para (I)(a) above}	Details of warrants		Details of convertible securities		Total shares (including underlying shares assuming full conversion of warrants and convertible securities) as a % of diluted share capital
				Number of warrants	As a % total number of warrants of the same class	Number of convertible securities held	% w.r.t total number of convertible securities of the same class	
1	RUCHIT BHARAT PATEL	656708	11.18		0		0	
2			0.00					
3			0.00					
4			0.00					
5			0.00					
6			0.00					
7			0.00					
8			0.00					
9			0.00					
10			0.00					
TOTAL		656708	11.18	0	0	0	0	0



FOR TRANSPEK INDUSTRY LTD.

S. K. Solanki
S. K. SOLANKI
 VICE PRESIDENT &
 COMPANY SECRETARY

(I)(d) Statement showing details of locked-in shares

Sr. No.	Name of the shareholder	Number of locked-in shares	Locked-in shares as a percentage of total number of shares {i.e., Grand Total (A)+(B)+(C) indicated in Statement at para (I)(a) above}
1			0.00
2			0.00
3			0.00
4			0.00
5			0.00
6			0.00
7			0.00
8			0.00
9			0.00
TOTAL		0	0.00




FOR TRANSPEK INDUSTRY LTD.


S. J. SOLANKI
VICE PRESIDENT &
COMPANY SECRETARY

(II)(a) Statement showing details of Depository Receipts (DRs)

Sr. No.	Type of outstanding DR (ADRs, GDRs, SDRs, etc.)	Number of outstanding DRs	Number of shares underlying outstanding DRs	Shares underlying outstanding DRs as a percentage of total number of shares {i.e., Grand Total (A)+(B)+(C) indicated in Statement at para (I)(a) above}
1				0.00
2				0.00
3				0.00
4				0.00
5				0.00
6				0.00
7				0.00
8				0.00
9				0.00
TOTAL		0	0	0.00




FOR TRANSPEK INDUSTRY LTD.

S. K. Solanki
S. K. SOLANKI
VICE PRESIDENT &
COMPANY SECRETARY

(II)(b) Statement showing holding of Depository Receipts (DRs), where underlying shares held by "promoter/promoter group" are in excess of 1% of the total number of shares

Sr. No.	Name of the DR Holder	Type of outstanding DR (ADRs, GDRs, SDRs, etc.)	Number of shares underlying outstanding DRs	Shares underlying outstanding DRs as a percentage of total number of shares (i.e., Grand Total (A)+(B)+(C) indicated in Statement at para (I)(a) above)
1				0.00
2				0.00
3				0.00
4				0.00
5				0.00
6				0.00
7				0.00
8				0.00
9				0.00
TOTAL			0	0.00



FOR TRANSPEK INDUSTRY LTD.

S. K. Solanki
S. K. SOLANKI
 VICE PRESIDENT &
 COMPANY SECRETARY