


Name of the Company: T.V. Today Network Limited			
Scrip Code, Name of the scrip, class of security: 532515/TVTODAY			
Quarter ended: 30 September, 2014			
Partly paid-up shares:-	No. of partly paid-up shares	As a % of total no. of partly paid-up shares	As a % of total no. of shares of the company
Held by promoter/promoter group	0	0	0
Held by public	0	0	0
Total	0	0	0
Outstanding convertible securities:-	No. of outstanding securities	As a % of total no. of outstanding convertible securities	As a % of total no. of shares of the company, assuming full conversion of the convertible securities
Held by promoter/promoter group	0	0	0
Held by public	0	0	0
Total	0	0	0
Warrants:-	No. of warrants	As a % of total no. of warrants	As a % of total no. of shares of the company, assuming full conversion of warrants
Held by promoter/promoter group	0	0	0
Held by public	0	0	0
Total	0	0	0
Total paid-up capital of the company, assuming full conversion of warrants and convertible securities			59575615



 T.V. TODAY NETWORK LTD. *
 NEW DELHI
 59575615

Statement Showing Shareholding Pattern

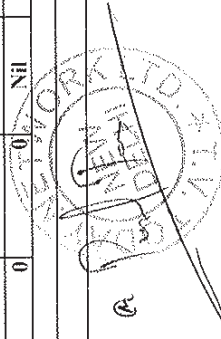
Table (I)(a)								
Category Code	Category of Shareholder	Number of Shareholders	Total number of shares	Number of shares held in dematerialized form	Total shareholding as a percentage of total number of shares		Shares Pledged or otherwise encumbered	
					As a percentage of(A+B) ¹	As a percentage of (A+B+C)	Number of shares	As a percentage
(I)	(II)	(III)	(IV)	(V)	(VI)	(VII)	(VIII)	(IX)= (VIII)/(IV)*100
(A)	Shareholding of Promoter and Promoter Group²							
1	Indian							
(a)	Individuals/ Hindu Undivided Family	2	294172	294172	0.4938	0.4938	0	0.0000
(b)	Central Government/ State Government(s)	0	0	0	0.0000	0.0000	0	0.0000
(c)	Bodies Corporate	2	33955999	33955999	56.9965	56.9965	0	0.0000
(d)	Financial Institutions/ Banks	0	0	0	0.0000	0.0000	0	0.0000
(e)	Any Others (Specify)							
(e-i)	Trust	0	0	0	0.0000	0.0000	0	0.0000
(e-ii)	Society	0	0	0	0.0000	0.0000	0	0.0000
(e-iii)	Educational Institutions	0	0	0	0.0000	0.0000	0	0.0000
	Sub Total(A)(1) :	4	34250171	34250171	57.4903	57.4903	0	0.0000
2	Foreign							
(a)	Individuals (Non-Residents Indians/ Foreign Individuals)	0	0	0	0.0000	0.0000	0	0.0000
(b)	Bodies Corporate	0	0	0	0.0000	0.0000	0	0.0000
(c)	Institutions	0	0	0	0.0000	0.0000	0	0.0000
(d)	Qualified Foreign Investor	0	0	0	0.0000	0.0000	0	0.0000
(e)	Any Others(Specify)	0	0	0	0.0000	0.0000	0	0.0000
	Sub Total(A)(2) :	0	0	0	0.0000	0.0000	0	0.0000
	Total Shareholding of Promoter and Promoter Group (A)= (A)(1)+(A)(2)	4	34250171	34250171	57.4903	57.4903	0	0.0000

(B)	Public shareholding						NA	NA
1	Institutions						NA	NA
(a)	Mutual Funds/ UTI	9	1570421	1570421	2.6360	2.6360		
(b)	Financial Institutions / Banks	1	5350	5350	0.0090	0.0090		
(c)	Central Government/ State Government(s)	0	0	0	0.0000	0.0000		
(d)	Venture Capital Funds	0	0	0	0.0000	0.0000		
(e)	Insurance Companies	1	814451	814451	1.3671	1.3671		
(f)	Foreign Institutional Investors	0	0	0	0.0000	0.0000		
(g)	Foreign Venture Capital Investors	0	0	0	0.0000	0.0000		
(h)	Qualified Foreign Investor	0	0	0	0.0000	0.0000		
(i)	Any Other (specify)	0	0	0	0.0000	0.0000		
	Sub-Total (B)(1) :	11	2390222	2390222	4.0121	4.0121		
2	Non-institutions						NA	NA
(a)	Bodies Corporate	999	7732465	7732389	12.9792	12.9792		
(b)	Individuals							
i	Individual shareholders holding nominal share capital up to Rs 1 lakh	23355	8018144	8010050	13.4588	13.4588		
ii	Individual shareholders holding nominal share capital in excess of Rs. 1 lakh.	84	6409557	6409557	10.7587	10.7587		
(c)	Qualified Foreign Investor	0	0	0	0.0000	0.0000		
(d)	Any Other (specify)							
(d-i)	Trust & Foundations	3	36300	36300	0.0609	0.0609		
(d-ii)	Cooperative Societies	0	0	0	0.0000	0.0000		
(d-iii)	Educational Institutions	0	0	0	0.0000	0.0000		
(d-iv)	Non Resident Individual	211	738756	738756	1.2400	1.2400		
(d-v)	Foreign Companies	0	0	0	0.0000	0.0000		
(d-vi)	OCB	0	0	0	0.0000	0.0000		
	Sub-Total (B)(2) :	24652	22935222	22927052	38.4976	38.4976		
(B)	Total Public Shareholding (B)= (B)(1)+(B)(2)	24663	25325444	25317274	42.5097	42.5097		
	TOTAL (A)+(B) :	24667	59575615	59567445	100.0000	100.0000		
(C)	Shares held by Custodians and against which Depository Receipts have been issued						NA	NA
1	Promoter and Promoter Group	0	0	0	0	0		
2	Public	0	0	0	0	0		
	Sub-Total (C) :	0	0	0	0	0		
	GRAND TOTAL (A)+(B)+(C)	24667	59575615	59567445	100.0000	100.0000		

P. M. Singh
 Director
 NEW DELHI

(I)(b) Statement showing holding of securities (including shares, warrants, convertible securities) of persons belonging to the category "Promoter and Promoter Group"

Sr. No.	Name of the shareholder	Details of Shares held		Encumbered shares (*)		Details of warrants		Details of convertible securities		Total shares (including underlying shares assuming full conversion of warrants and convertible securities) as a % of diluted share capital	
		Number of shares held	As a % of grand total (A) +(B) +(C)	No.	As a percentage	As a % of grand total (A)+(B)+(C) of sub-clause (I)(a)	Number of warrants held	As a % total number of warrants of the same class	Number of convertible securities held		As a % total number of convertible securities of the same class
(i)	(ii)	(iii)	(iv)	(v)	(vi) = (v)/(iii)*100	(vii)	(viii)	(ix)	(x)	(xi)	(xii)
1	Living Media India Limited	33954333	56.9937	0	0.0000	0.0000	Nil	Nil	Nil	Nil	Nil
2	Aroon Purie	253172	0.4250	0	0.0000	0.0000	Nil	Nil	Nil	Nil	Nil
3	Aroon Purie	41000	0.0688	0	0.0000	0.0000	Nil	Nil	Nil	Nil	Nil
4	World Media Private Limited	1666	0.0028	0	0.0000	0.0000	Nil	Nil	Nil	Nil	Nil
TOTAL :		34250171	57.4903	0	0	0	Nil	Nil	Nil	Nil	Nil



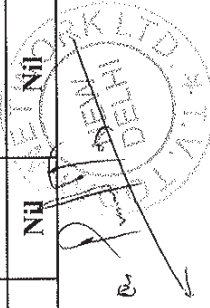
(I)(c)(i) Statement showing holding of securities (including shares, warrants, convertible securities) of persons belonging to the category "Public" and holding more than 1% of the total number of shares.

Sr. No.	Name of the shareholder	Number of shares held	Shares as a percentage of total number of shares {i.e., Grand Total (A)+(B)+(C) indicated in Statement at para (I)(a) above}	Details of warrants		Details of convertible securities		Total shares (including underlying shares assuming full conversion of warrants and convertible securities) as a % of diluted share capital
				Number of warrants held	As a % total number of warrants of the same class	Number of convertible securities held	% w.r.t total number of convertible securities of the same class	
1	Reliance Capital Limited	2766510	4.6437	Nil	Nil	Nil	Nil	Nil
2	Franklin India Smaller Companies Fund	923673	1.5504					
3	Damani Estates and Finance Pvt Ltd	896000	1.5040	Nil	Nil	Nil	Nil	Nil
4	Ramesh Damani	819686	1.3759	Nil	Nil	Nil	Nil	Nil
5	Life Insurance Corporation of India	814451	1.3671					
6	Radhakrishnan Damani	716000	1.2018	Nil	Nil	Nil	Nil	Nil
	TOTAL :	6936320	11.6429	Nil	Nil	Nil	Nil	Nil

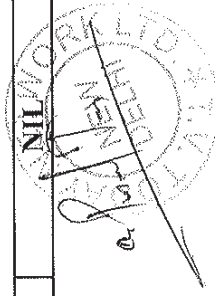


(D)(C)(ii) Statement showing holding of securities (including shares, warrants, convertible securities) of persons (together with PAC) belonging to the category "Public" and holding more than 5% of the total number of shares of the company.

Sr. No.	Name(s) of the shareholder(s) and the Persons Acting in Concert (PAC) with them	Number of shares	Shares as a percentage of total number of shares {i.e., Grand Total (A)+(B)+(C) indicated in Statement at para (D)(a) above}	Details of warrants		Details of convertible securities		Total shares (including underlying shares assuming full conversion of warrants and convertible securities) as a % of diluted share capital
				Number of warrants	As a % total number of warrants of the same class	Number of convertible securities held	% w.r.t total number of convertible securities of the same class	
NIL		NIL	NIL	NIL	NIL	NIL	NIL	NIL
	TOTAL	0	0.0000	NIL	NIL	NIL	NIL	NIL



(D)(d) <u>Statement showing details of locked-in shares</u>				
Sr. No.	Name of the shareholder	Category	Number of locked-in shares	Locked-in shares as a percentage of total number of shares {i.e., Grand Total (A)+(B)+(C) indicated in Statement at para (D)(a) above}
1	NIL	NIL	NIL	NIL
TOTAL:				
			NIL	NIL



(II)(a) Statement showing details of Depository Receipts (DRs)

Sr. No.	Type of outstanding DR (ADRs, GDRs, SDRs, etc.)	Number of outstanding DRs	Number of shares underlying outstanding DRs	Shares underlying outstanding DRs as a percentage of total number of shares {i.e., Grand Total (A)+(B)+(C) indicated in Statement at para (I)(a) above}
1	Nil	Nil	Nil	Nil
TOTAL				Nil

(II)(b) Statement showing holding of Depository Receipts (DRs), where underlying shares held by Promoter/Promoter Group' are in excess of 1% of the total number of shares

Sr. No.	Name of the DR Holder	Type of outstanding DR (ADRs, GDRs, SDRs, etc.)	Number of shares underlying outstanding DRs	Shares underlying outstanding DRs as a percentage of total number of shares {i.e., Grand Total (A)+(B)+(C) indicated in Statement at para (I)(a) above}
1	Nil	Nil	Nil	Nil
TOTAL				Nil



(III) (a) Statement showing the voting pattern of shareholders, if more than one class of shares/securities is issued by the issuer.

NOT APPLICABLE, since Company has only one class of securities viz. Equity Shares

Class X:

Class Y:

Class Z:

Category code	Category of shareholder	Number of Voting Rights held in			Total Voting Rights (III+IV)+V	Total Voting Rights i.e. (VI)	
		Class X	Class Y	Class Z		As a percentage of (A + B)	As a percentage of (A + B + C)
(I)	(II)	(III)	(IV)	(V)	(VI)	(VII)	(VIII)
(A)	Shareholding of Promoter and Promoter Group						
(1)	Indian						
(a)	Individuals/Hindu Undivided Family						
(b)	Central Government/ State Government(s)						
(c)	Bodies Corporate						
(d)	Financial Institutions/ Banks						
(e)	Any Other (Specify)						
	Sub-Total (A)(1)						
(2)	Foreign						
(a)	Individuals (Non-Resident Individuals/Foreign Individuals)						
(b)	Bodies Corporate						
(c)	Institutions						
(d)	Any Other (Specify)						
	Sub-Total (A)(2)						
	Total Shareholding of Promoter and Promoter Group (A) = (A)(1)+(A)(2)						
(B)	Public Shareholding						
(1)	Institutions						
(a)	Mutual Funds/ UFI						
(b)	Financial Institutions/ Banks						
(c)	Central Government/ State Government(s)						
(d)	Venture Capital Funds						
(e)	Insurance Companies						
(f)	Foreign Institutional Investors						
(g)	Foreign Venture Capital Investors						
(h)	Any Other (Specify)						
	Sub-Total (B)(1)						
(2)	Non-Institutions						
(a)	Bodies Corporate						
(b)	Individuals-						
	(i) Individuals shareholders holding nominal share capital up to Rs 1 Lakh						
	(ii) Individuals shareholders holding nominal share capital in excess of Rs. 1 Lakh.						
(c)	Any Other (Specify)						
	(i) Trust						
	(ii) NRI						
	Sub-Total (B)(2)						
	Total Public Shareholding (B) = (B)(1)+(B)(2)						
	Total (A)+(B)						
(C)	Shares held by Custodians and against which Depository Receipts have been issued						
	GRAND TOTAL (A)+(B)+(C)						

Not Applicable

Not Applicable

