

**S R B C & CO LLP**


Chartered Accountants

14th Floor, The Ruby  
29 Senapati Bapat Marg  
Dadar (West)  
Mumbai-400 028, India  
Tel : +91 22 6192 0000  
Fax : +91 22 6192 1000

**Review Report to  
The Board of Directors  
Uniphos Enterprises Limited**

1. We have reviewed the accompanying statement of unaudited financial results of Uniphos Enterprises Limited ('the Company') for the quarter ended September 30, 2014 (the "Statement"), except for the disclosures regarding 'Public Shareholding' and 'Promoter and Promoter Group Shareholding' which have been traced from disclosures made by the management and have not been reviewed by us. This Statement is the responsibility of the Company's management and has been approved by the Board of Directors. Our responsibility is to issue a report on the Statement based on our review.
2. We conducted our review in accordance with the Standard on Review Engagements (SRE) 2410, Review of Interim Financial Information Performed by the Independent Auditor of the Entity issued by the Institute of Chartered Accountants of India. This standard requires that we plan and perform the review to obtain moderate assurance as to whether the Statement is free of material misstatement. A review is limited primarily to inquiries of company personnel and analytical procedures applied to financial data and thus provide less assurance than an audit. We have not performed an audit and accordingly, we do not express an audit opinion.
3. Based on our review conducted as above, nothing has come to our attention that causes us to believe that the accompanying Statement of unaudited financial results prepared in accordance with recognition and measurement principles laid down in Accounting Standard 25 "Interim Financial Reporting", specified under the Companies Act, 1956 (Which are deemed to be applicable as per Section 133 of the Companies Act, 2013, read with Rule 7 of the Companies (Accounts) Rules, 2014) and other recognised accounting practices and policies, has not disclosed the information required to be disclosed in terms of Clause 41 of the Listing Agreement including the manner in which it is to be disclosed, or that it contains any material misstatement.

For S R B C & CO LLP  
Chartered Accountants  
ICAI Firm registration number: 324982E

  
per Sudhir Soni  
Partner  
Membership No.: 41870  
Place: Mumbai  
Date: October 21, 2014



## Uniphos Enterprises Limited

Regd. Off: 11, G. I. D. C., Vapi, Dist. : Valsad - 396195, Gujarat.

Unaudited Financial Results for the three/six months ended 30th September, 2014

Part I Statement of unaudited financial results for the three/six months ended 30th September, 2014							(Rs. in Lacs)
Particulars	Quarter ended			Six months ended		Year ended	
	30.09.14	30.06.14	30.09.13	30.09.14	30.09.13	31.03.14	
	Unaudited	Unaudited	Unaudited	Unaudited	Unaudited	Audited	
<b>Income from operations</b>							
a. Net Sales/Income from Operations	-	191.24	333.79	191.24	333.79	907.50	
b. Other Operating Income	-	-	-	-	-	-	
<b>Total Income from operations</b>	-	191.24	333.79	191.24	333.79	907.50	
<b>Expenditure</b>							
a. Cost of materials consumed	-	-	-	-	-	-	
b. Purchase of stock in trade	-	184.05	333.27	184.05	333.27	879.77	
c. Changes in inventories, of finished goods, work-in-progress and stock in trade	-	-	-	-	-	-	
d. Employees benefits expense	10.07	10.06	8.68	20.13	17.36	34.72	
e. Depreciation and amortisation expenses	1.18	1.17	1.23	2.35	2.47	4.94	
f. Legal and professional fees	2.39	7.12	3.11	9.51	6.88	26.12	
g. Foreign Exchange Fluctuation	-	-	(4.36)	-	(4.36)	(6.68)	
h. Rates & Taxes	1.70	1.60	1.77	3.30	3.27	6.39	
i. Other expenditure	5.67	2.66	7.79	8.33	11.80	26.06	
<b>Total expenses</b>	21.01	206.66	351.49	227.67	370.69	971.32	
<b>Profit/(Loss) from Operations before Other Income, finance cost and Exceptional Items (1-2)</b>	(21.01)	(15.42)	(17.70)	(36.43)	(36.90)	(63.82)	
Other Income	1,014.29	40.63	633.54	1,054.92	636.38	718.33	
<b>Profit/(Loss) from ordinary activities before finance cost and Exceptional Items (3+4)</b>	993.28	25.21	615.84	1,018.49	599.48	654.51	
Finance cost	28.32	28.65	267.34	56.97	543.29	817.62	
<b>Profit/(Loss) from ordinary activities after finance cost but before Exceptional Items (5-6)</b>	964.96	(3.44)	348.50	961.52	56.19	(163.11)	
Exceptional items	-	-	-	-	-	-	
<b>Profit/(Loss) from Ordinary Activities before tax (7+8)</b>	964.96	(3.44)	348.50	961.52	56.19	(163.11)	
Tax expense	-	-	-	-	-	-	
<b>Net Profit/(Loss) from ordinary activities after tax (9-10)</b>	964.96	(3.44)	348.50	961.52	56.19	(163.11)	
Extraordinary Item (net of tax expense)	-	-	-	-	-	-	
<b>Net Profit/(Loss) for the period (11-12)</b>	964.96	(3.44)	348.50	961.52	56.19	(163.11)	
Paid-up equity share capital (Face value - Rs. 2 per share)	1,390.92	1,390.92	509.49	1,390.92	509.49	1,390.92	
Reserve excluding Revaluation Reserves as per balance sheet of previous accounting year	-	-	-	-	-	10,421.19	
<b>Earnings Per Share (EPS)</b>							
a) Basic and diluted EPS before Extraordinary items for the period, for the year to date and for the previous year. (Not annualised)	1.39	(0.00)	1.37	1.38	0.22	(0.38)	
b) Basic and diluted EPS after Extraordinary items for the period, for the year to date and for the previous year. (Not annualised)	1.39	(0.00)	1.37	1.38	0.22	(0.38)	
(See accompanying notes to the financials results)							

Part II Select information for the quarter ended 30th September 2014						
<b>A) PARTICULARS OF SHAREHOLDING :</b>						
<b>1 Public Shareholding</b>						
- No. of shares	22303455	23103455	11385968	22303455	11385968	23103455
- Percentage of shareholding	32.07%	33.22%	44.70%	32.07%	44.70%	33.22%
<b>2 Promoter and Promoter group Shareholding</b>						
<b>a) Pledged / Encumbered :</b>						
- Number of Shares	-	-	-	-	-	-
- Percentage of shares (as a % of total shareholding of Promoter and Promoter group shareholding)	-	-	-	-	-	-
- Percentage of shares (as a % of total share capital of the Company)	-	-	-	-	-	-
<b>b) Non - Encumbered</b>						
- Number of Shares	47242394	46442394	14088702	47242394	14088702	46442394
- Percentage of shares (as a % of total shareholding of Promoter and Promoter group shareholding)	100.00%	100.00%	100.00%	100.00%	100.00%	100.00%
- Percentage of shares (as a % of total share capital of the Company)	67.93%	66.78%	55.30%	67.93%	55.30%	66.78%


**SIGNED FOR IDENTIFICATION**  
**BY**  
  
**S R B C & CO LLP**  
**MUMBAI**

## Uniphos Enterprises Limited

Particulars	Quarter Ended 30/09/2014
<b>b) INVESTOR COMPLAINTS</b>	
(As informed by Sharepro Services, Registrar and Transfer Agent of the Company)	
Pending at the beginning of the quarter	0
Received during the quarter	1
Disposed of during the quarter	1
Remaining unresolved at the end of the quarter	0

## NOTES :

- 1 The above unaudited financial results were reviewed by the Audit Committee and thereafter approved at the meeting of the Board of Directors held on 21st October, 2014 and the same has been subjected to a limited review by the Statutory Auditors of the Company.
- 2 The Company has only one reportable segment, viz. trading activities.
- 3 Previous period's/year's figures have been regrouped/ rearranged wherever necessary.



**R.D. SHROFF**  
Chairman and Managing Director


Place : Mumbai  
Date : 21st October, 2014

Disclosure of Balance Sheet Items as per clauses 41(i)(ca) of the listing agreement for the period ended 30th September, 2014

## Statement of Assets and Liabilities as on 30.09.2014

(Rs. in Laacs)

PARTICULARS	As at 30 th September 2014	As at 31st March 2014
	Unaudited	Audited
<b>A</b>		
Equity and liabilities		
1 Shareholders' funds		
a) Share capital	1,390.92	1,390.92
b) Reserves and surplus	25,882.71	24,921.19
Sub-total - Shareholders' funds	27,273.63	26,312.11
2 Current liabilities		
a) Short-term borrowings	1,020.00	1,020.00
b) Trade payables	8.38	8.37
c) Other current liabilities	10.40	732.77
Sub-total - Current liabilities	1,038.78	1,761.14
<b>TOTAL - EQUITY AND LIABILITIES</b>	<b>28,312.41</b>	<b>28,073.25</b>
<b>B</b>		
Assets		
1 Non-current assets		
a) Fixed assets	17,393.63	17,393.63
b) Non-current investments	8,385.68	8,388.03
c) Non-current loans and advances	2,198.09	2,191.82
Sub-total - Non-current Assets	27,977.40	27,973.48
2 Current assets		
a) Trade receivables	-	-
b) Cash and bank balances	288.41	59.59
c) Current loans and advances	43.48	38.67
d) Other current assets	3.12	1.51
Sub-total - Current Assets	335.01	99.77
<b>TOTAL - ASSETS</b>	<b>28,312.41</b>	<b>28,073.25</b>

**SIGNED FOR IDENTIFICATION  
BY**  
  
**S R / B C & CO LLP  
MUMBAI**