

## (l)(a) Statement showing Shareholding Pattern

Name of the Company : Vaswani Industries Limited


Scrip Code, Name of the scrip, class of security : VASWANI

As on Date : 30-Sep-2014

Partly paid-up shares	No. of partly paid-up shares	As a % of total no. of partly paid-up Shares	As a % of total no. of shares of the company
Held by promoter/promoter group	0	0	0
Held by public	0	0	0
<b>Total</b>	0	0	0
Outstanding convertible securities	No. of outstanding securities	As a % of total no. of outstanding convertible securities	As a % of total no. of shares of the company, assuming full conversion of the convertible securities
Held by promoter/promoter group	0	0	0
Held by public	0	0	0
<b>Total</b>	0	0	0
Warrants	No. of warrants	As a % of total no. of warrants	As a % of total no. of shares of the company, assuming full conversion of Warrants
Held by promoter/promoter group	0	0	0
Held by public	0	0	0
<b>Total</b>	0	0	0
Total paid-up capital of the company, assuming full conversion of warrants and convertible securities	0		

## (l)(a) Statement showing Shareholding Pattern

Sr. no.	Category of shareholder	Number of shareholders	Total number of shares	Number of shares held in dematerialized form	Total shareholding as a percentage of total number of shares		Shares Pledged or otherwise encumbered	
					As a percentage of (A+B) <sup>1</sup> (VI)	As a percentage of (A+B+C) (VII)	Number of shares (VIII)	As a percentage (IX) = (VIII) / (IV) * 100
(I)	(II)	(III)	(IV)	(V)	(VI)	(VII)	(VIII)	(IX)
<b>(A)</b>	<b>Promoter and Promoter Group<sup>2</sup></b>							
(1)	<b>Indian</b>							
(a)	Individuals/Hindu Undivided Family	9	16154700	16154700	56.38	56.38	0	0.00
(b)	Central Government/State Government(s)	0	0	0	0.00	0.00	0	0
(c)	Bodies Corporate	0	0	0	0.00	0.00	0	0
(d)	Financial Institutions/Banks	0	0	0	0.00	0.00	0	0
(e)	Any Other (Total)	0	0	0	0.00	0.00	0	0
	<b>Sub-Total (A)(1)</b>	9	16154700	16154700	56.38	56.38	0	0.00
<b>(2)</b>	<b>Foreign</b>							
(a)	Individuals (Non-Resident Individuals/Foreign Individuals)	0	0	0	0.00	0.00	0	0.00
(b)	Bodies Corporate	0	0	0	0.00	0.00	0	0.00
(c)	Institutions	0	0	0	0.00	0.00	0	0.00
(d)	Qualified Foreign Investor	0	0	0	0.00	0.00	0	0.00
(e)	Any Other (Total)	0	0	0	0.00	0.00	0	0.00
	<b>Sub-Total (A)(2)</b>	0	0	0	0.00	0.00	0	0.00



	<b>Total Shareholding of Promoter and Promoter Group (A)= (A)(1)+(A)(2)</b>	9	16154700	16154700	56.38	56.38	0	0.00
<b>(B)</b>	<b>Public shareholding<sup>3</sup></b>							
<b>(1)</b>	<b>Institutions</b>							
(a)	Mutual Funds/UTI	0	0	0	0.00	0.00	N.A.	N.A.
(b)	Financial Institutions/Banks	0	0	0	0.00	0.00	N.A.	N.A.
(c)	Central Government/State Government(s)	0	0	0	0.00	0.00	N.A.	N.A.
(d)	Venture Capital Funds	0	0	0	0.00	0.00	N.A.	N.A.
(e)	Insurance Companies	0	0	0	0.00	0.00	N.A.	N.A.
(f)	Foreign Institutional Investors	1	5970	0	0.02	0.02	N.A.	N.A.
(g)	Foreign Venture Capital Investors	0	0	0	0.00	0.00	N.A.	N.A.
(h)	Qualified Foreign Investor	0	0	0	0.00	0.00	N.A.	N.A.
(i)	Any Other (Total)	0	0	0	0.00	0.00	N.A.	N.A.
	<b>Sub-Total (B)(1)</b>	1	5970	0	0.02	0.02	N.A.	N.A.
<b>(2)</b>	<b>Non-institutions</b>							
(a)	Bodies Corporate	142	3665431	3665431	12.79	12.79	N.A.	N.A.
(b)	Individuals - i. Individual Shareholders Holding Nominal Share Capital Up To >Rs. 1 Lakh.	3223	2543036	2543016	8.87	8.87	N.A.	N.A.
	Individuals - ii. Individual Shareholders Holding Nominal Share Capital In Excess Of Rs. 1 Lakh	89	5968711	5968711	20.83	20.83	N.A.	N.A.
(c)	Qualified Foreign Investor	0	0	0	0	0	N.A.	N.A.
(d)	Any Other (Total)	67	316852	316852	1.11	1.11	N.A.	N.A.
(d1)	Clearing Member	42	260001	260001	0.91	0.91	N.A.	N.A.
(d2)	Non Resident Indians (Non Repat)	3	3450	3450	0.01	0.01	N.A.	N.A.
(d3)	Non Resident Indians (Repat)	21	52901	52901	0.18	0.18	N.A.	N.A.
(d4)	Trusts	1	500	500	0.00	0.00	N.A.	N.A.
	<b>Sub-Total (B)(2)</b>	3521	12494030	12494010	43.60	43.60	N.A.	N.A.
	<b>Total Public Shareholding (B)= (B)(1)+(B)(2)</b>	3522	12500000	12494010	43.62	43.62	N.A.	N.A.
	<b>TOTAL (A)+(B)</b>	3531	28654700	28648710	100.00	100.00	0	0.00
(C)	Shares held by Custodians and against which Depository Receipts have been issued	0	0	0	N.A.	0.00	N.A.	N.A.
C1	Promoter and Promoter Group	0	0	0	N.A.	0.00	N.A.	N.A.
C2	Public	0	0	0	N.A.	0.00	N.A.	N.A.
	<b>GRAND TOTAL (A)+(B)+(C)</b>	3531	28654700	28648710	N.A.	100.00	0	0.00


<sup>1</sup>For determining public shareholding for the purpose of Clause 40A.

<sup>2</sup>For definitions of "Promoter" and "Promoter Group", refer to Clause 40A.

<sup>3</sup>For definitions of "Public Shareholding", refer to Clause 40A.

(1)(b) Statement showing Shareholding of persons belonging to the category "Promoter and Promoter Group"

Sr. No.	Name of the shareholder	PAN of the Shareholder	Total Shares held		Shares pledged or otherwise encumbered			Details of warrants		Details of convertible securities		Total shares (including underlying shares)
			Number	as a % of	Number	as a percentage of	as a % of	Number of	As a % total	Number of convertible	As a % total	
(I)	(II)	(III)										






			(IV)	grand total (A) + (B) + (C) (V)	(VI)	(VII) = (VI) / (IV)*100	grand total (A) + (B) + (C) of sub-clause (I)(a) (VIII)	warrants held (XI)	number of warrants of the same class (X)	securities held (XI)	number of convertible securities of the same class (XII)	assuming full conversion of warrants and convertible securities) as a % of diluted share capital (XIII)
1	PRAMOD VASWANI	ABKPV6236G	3969860	13.85	0	0.00	0.00	0	0.00	0	0.00	0.00
2	RAVI VASWANI	ABJPV7300E	3942300	13.76	0	0.00	0.00	0	0.00	0	0.00	0.00
3	YASHWANT VASWANI	ADPPV6276P	2190840	7.65	0	0.00	0.00	0	0.00	0	0.00	0.00
4	MANISHA VASWANI	ABJPV7301F	1922175	6.71	0	0.00	0.00	0	0.00	0	0.00	0.00
5	JUHI VASWANI	ABJPV7302F	2108300	7.36	0	0.00	0.00	0	0.00	0	0.00	0.00
6	SUDHA VASWANI	ABJPV7303F	1855225	6.47	0	0.00	0.00	0	0.00	0	0.00	0.00
7	RAVI VASWANI(HUF)	AAJHR5591N	105000	0.37	0	0.00	0.00	0	0.00	0	0.00	0.00
8	KRITIKA VASWANI	APAPV6941C	60000	0.21	0	0.00	0.00	0	0.00	0	0.00	0.00
9	SATISH VASWANI	ACDPV6910D	1000	0.00	0	0.00	0.00	0	0.00	0	0.00	0.00
	TOTAL		16154700	56.38	0	0.00	0.00	0	0.00	0	0.00	0.00

I)(c) Statement showing Shareholding of persons belonging to the category "Public" and holding more than 1% of the total number of shares

Sr. No.	Name of the shareholder	PAN of the Shareholder	Number of shares	Shares as a percentage of total number of shares (i.e., Grand Total (A)+(B)+(C) indicated in Statement at para (I)(a) above)	Details of warrants		Details of convertible securities		Total shares (including underlying shares assuming full conversion of warrants and convertible securities) as a % of diluted
					Number of warrants held	As a % total number of warrants of the same class	Number of convertible securities held	% w.r.t total number of convertible securities of the same class	
1	AMRIT SALES PROMOTION PVT LIMITED	AACCA3220D	1250000	4.36	0	0.00	0	0.00	0
2	AJIT ROONGTA	ADDPR9230R	369240	1.29	0	0.00	0	0.00	0
3	NARENDRAKUMAR L. SHAH	AZZPS7613K	338520	1.18	0	0.00	0	0.00	0
	TOTAL		1957760	6.83	0	0.00	0	0.00	0

I)(c) Statement showing Shareholding of persons belonging to the category "Public" and holding more than 5% of the total number of shares

Sr. No.	Name of the shareholder	PAN of the Shareholder	Number of shares	Shares as a percentage of total number of	Details of warrants		Details of convertible securities		Total shares (including underlying shares
					Number	As a % total	Number of	% w.r.t total	



				shares (i.e., Grand Total (A)+(B)+(C) indicated in Statement at para (I)(a) above)	of warrants held	number of warrants of the same class	convertible securities held	number of convertible securities of the same class	assuming full conversion of warrants and convertible securities as a % of diluted
1	NIL		0	0.00	0	0.00	0	0.00	0.00
	TOTAL		0	0.00	0	0.00	0	0.00	0.00

(I)(d) Statement showing details of locked-in shares

Sr. No.	Name of the shareholder	PAN of the Shareholder	Number of locked-in shares	Locked-in shares as a percentage of total number of shares (i.e., Grand Total (A)+(B)+(C) indicated in Statement at para (I)(a) above)
1	JUHI VASWANI	ABJPV7302F	545800	1.90
2	KRITIKA VASWANI	APAPV6941C	55000	0.19
3	MANISHA VASWANI	ABJPV7301F	349675	1.22
4	PRAMOD VASWANI	ABKPV6236G	500000	1.74
5	RAVI VASWANI	ABJPV7300E	539500	1.88
6	SUDHA VASWANI	ABJPV7303F	634025	2.21
7	YASHWANT RAVI VASWANI	ADPPV6276P	40000	0.14
	TOTAL		2664000	9.30

(II)(a) Statement showing details of Depository Receipts (DRs)


Sr. No.	Type of outstanding DR (ADRs, GDRs, SDRs, etc.)	Number of outstanding DRs	Number of shares underlying outstanding DRs	Shares underlying outstanding DRs as a percentage of total number of shares (i.e., Grand Total (A)+(B)+(C) indicated in Statement at para (I)(a) above)
	TOTAL	0	0	0.00

(II)(b) Statement showing holding of Depository Receipts (DRs), where underlying shares held by 'promoter/promoter group' are in excess of 1% of the total number of shares

Sr. No.	Name of the DR Holder	Type of outstanding DR (ADRs, GDRs, SDRs, etc.)	Number of shares underlying outstanding DRs	Shares underlying outstanding DRs as a percentage of total number of shares (i.e., Grand Total (A)+(B)+(C) indicated in Statement at para (I)(a) above)
		TOTAL	0	0.00

(III) (a) Statement showing the voting pattern of shareholders, if more than one class of shares/securities is issued by the issuer.

Sr. no.	Category of shareholder	Number of Voting Rights held in each class of securities			Total Voting Rights (III+IV+V) (VI)	Total Voting Rights i.e. (VI)	
		Class X (III)	Class Y (IV)	Class Z (V)		As a percentage of (A+B) (VII)	As a percentage of (A+B+C) (VIII)
(A)	Promoter and Promoter Group <sup>2</sup>						
(1)	Indian						
(a)	Individuals/Hindu Undivided Family	0	0	0	0	0.00	0.00
(b)	Central Government/State Government(s)	0	0	0	0	0.00	0.00
(c)	Bodies Corporate	0	0	0	0	0.00	0.00
(d)	Financial Institutions/Banks	0	0	0	0	0.00	0.00
(e)	Any Other (Total)	0	0	0	0	0.00	0.00





	<b>Sub-Total (A)(1)</b>	0	0	0	0	0.00	0.00
<b>(2)</b>	<b>Foreign</b>						
(a)	Individuals (Non-Resident Individuals/Foreign Individuals)	0	0	0	0	0.00	0.00
(b)	Bodies Corporate	0	0	0	0	0.00	0.00
(c)	Institutions	0	0	0	0	0.00	0.00
(d)	Qualified Foreign Investor	0	0	0	0	0.00	0.00
(e)	Any Other (Total)	0	0	0	0	0.00	0.00
	<b>Sub-Total (A)(2)</b>	0	0	0	0	0.00	0.00
	<b>Total Shareholding of Promoter and Promoter Group (A)= (A)(1)+(A)(2)</b>	0	0	0	0	0.00	0.00
<b>(B)</b>	<b>Public shareholding</b>						
<b>(1)</b>	<b>Institutions</b>						
(a)	Mutual Funds/UTI	0	0	0	0	0.00	0.00
(b)	Financial Institutions/Banks	0	0	0	0	0.00	0.00
(c)	Central Government/State Government(s)	0	0	0	0	0.00	0.00
(d)	Venture Capital Funds	0	0	0	0	0.00	0.00
(e)	Insurance Companies	0	0	0	0	0.00	0.00
(f)	Foreign Institutional Investors	0	0	0	0	0.00	0.00
(g)	Foreign Venture Capital Investors	0	0	0	0	0.00	0.00
(h)	Qualified Foreign Investor	0	0	0	0	0.00	0.00
(h)	Any Other (Total)	0	0	0	0	0.00	0.00
	<b>Sub-Total (B)(1)</b>	0	0	0	0	0.00	0.00
<b>(2)</b>	<b>Non-institutions</b>						
(a)	Bodies Corporate	0	0	0	0	0.00	0.00
(b)	Individuals - i. Individual Shareholders Holding Nominal Share Capital Up To >Rs. 1 Lakh.	0	0	0	0	0.00	0.00
	Individuals - ii. Individual Shareholders Holding Nominal Share Capital In Excess Of Rs. 1 Lakh	0	0	0	0	0.00	0.00
(c)	Qualified Foreign Investor	0	0	0	0	0.00	0.00
(d)	Any Other (Total)	0	0	0	0	0.00	0.00
	<b>Sub-Total (B)(2)</b>	0	0	0	0	0.00	0.00
	<b>Total Public Shareholding (B)= (B)(1)+(B)(2)</b>	0	0	0	0	0.00	0.00
	<b>TOTAL (A)+(B)</b>	0	0	0	0	0.00	0.00
<b>(C)</b>	<b>Shares held by Custodians and against which Depository Receipts have been issued</b>	0	0	0	0	0.00	0.00
C1	Promoter and Promoter Group	0	0	0	0	0	0
C2	Public	0	0	0	0	0	0
	<b>GRAND TOTAL (A)+(B)+(C)</b>	0	0	0	0	0.00	0.00

