

GANESH HOLDINGS LIMITED

REGD OFFICE : 607, CENTER PLAZA, DAFTARY ROAD, MALAD – EAST, MUMBAI 400 097

Tel.no.2880 9065 E-mail : ganeshholding@gmail.com Website : www.ganeshholding.com

CIN : L67120MH1982PLG028251


UNAUDITED FINANCIAL RESULTS FOR THE QUARTER ENDED 30th SEPTEMBER, 2014

PART I

(Rs. In Lacs)

	QUARTER ENDED			HALF YEAR ENDED		YEAR ENDED
	30-Sep-14 Reviewed	30-Jun-14 Reviewed	30-Sep-13 Reviewed	30-Sep-14 Reviewed	30-Sep-13 Reviewed	31-Mar-2014 Audited
1. Income From Operations						
(a) Net Sales/Income from Operations	-	-	88.54	-	272.93	451.25
(b) Other Operating Income	-	-	-	-	-	-
Total Income From Operations (Net)	-	-	88.54	-	272.93	451.25
2. Expenses						
(a) Purchases of Traded Goods	-	-	78.06	-	257.69	429.14
(b) Changes in Inventories of Traded Goods	-	-	9.41	-	11.41	14.02
(c) Employee Benefits Expense	3.78	3.44	2.91	7.22	5.30	9.23
(d) Depreciation & Amortization Expense	-	-	-	-	-	-
(e) Other Expenses	0.56	1.74	0.70	2.30	1.35	4.37
Total Expenses	4.34	5.18	91.08	9.52	275.75	456.76
3. Profit / (Loss) from Operations before Other Income, Finance Cost & Exceptional Items (1-2)	(4.34)	(5.18)	(2.54)	(9.52)	(2.82)	(5.51)
4. Other Income	1.64	1.63	1.52	3.27	3.01	6.13
5. Profit / (Loss) from ordinary activities before Finance Costs & Exceptional Items (3+4)	(2.70)	(3.55)	(1.02)	(6.25)	0.19	0.62
6. Finance Costs	-	-	-	-	-	-
7. Profit/ (Loss) from ordinary activities after Finance Costs but before Exceptional Items (5-6)	(2.70)	(3.55)	(1.02)	(6.25)	0.19	0.62
8. Exceptional Items	-	-	-	-	-	-
9. Profit/ (Loss) from Ordinary Activities before tax (7+8)	(2.70)	(3.55)	(1.02)	(6.25)	0.19	0.62
10. Tax expense	-	-	0.04	-	0.41	0.24
(a) Current Tax	-	-	-	-	0.37	0.24
(b) Deffered Tax	-	-	-	-	-	-
(c) Earlier year tax adjustments	-	-	0.04	-	0.04	-
11. Net Profit/ (Loss) from Ordinary Activities after tax (9-10)	(2.70)	(3.55)	(1.06)	(6.25)	(0.22)	0.38
12. Extraordinary Item (net of tax expense)	-	-	-	-	-	-
13. Net Profit/ (Loss) for the period (11-12)	(2.70)	(3.55)	(1.06)	(6.25)	(0.22)	0.38
14. Paid-up equity share capital (Face Value of Rs. 10 per Share)	24.00	24.00	24.00	24.00	24.00	24.00
15. Reserves excluding Revaluation Reserves as per balance sheet of previous accounting year						
16. i) Earnings Per Share (EPS) (Before extra ordinary item) (Rs.)						
(a) Basic	(1.12)	(1.48)	(0.44)	(2.60)	(0.09)	0.16
(b) diluted	(1.12)	(1.48)	(0.44)	(2.60)	(0.09)	0.16
Nominal value of Share (Rs.)	10.00	10.00	10.00	10.00	10.00	10.00
ii) Earnings Per Share (EPS) (After extra ordinary item) (Rs.)						
(a) Basic	(1.12)	(1.48)	(0.44)	(2.60)	(0.09)	0.16
(b) diluted	(1.12)	(1.48)	(0.44)	(2.60)	(0.09)	0.16
Nominal value of Share (Rs.)	10.00	10.00	10.00	10.00	10.00	10.00

Jam



GANESH HOLDINGS LIMITED

REGD OFFICE : 607, CENTER PLAZA, DAFTARY ROAD, MALAD – EAST, MUMBAI 400 097

Tel.no.2880 9065 E-mail:-ganeshholding@gmail.com Website : www.ganeshholding.com

GIN : L67120MH1982PLC028251

PART II

A. PARTICULARS OF SHAREHOLDING

1. Public shareholding						
- Number of shares	64,705	64,705	64,705	64,705	64,705	64,705
- Percentage of shareholding	26.96%	26.96%	26.96%	26.96%	26.96%	26.96%
2. Promoters and Promoter Group Shareholding						
a) Pledged / Encumbered						
- Number of shares	-	-	-	-	-	-
- Percentage of shares (as a % of the total shareholding of promoter and promoter group)	-	-	-	-	-	-
- Percentage of shares (as a % of the total share capital of the company)	-	-	-	-	-	-
b) Non - encumbered						
- Number of shares	175,295	175,295	175,295	175,295	175,295	175,295
- Percentage of shares (as a % of the total shareholding of the Promoter and Promoter group)	73.04%	73.04%	73.04%	73.04%	73.04%	73.04%
- Percentage of shares (as a % of the total share capital of the company)	73.04%	73.04%	73.04%	73.04%	73.04%	73.04%

B. INVESTOR COMPLAINTS	3 months ended 30-September-2014
Pending at the beginning of the quarter	NIL
Received during the quarter	NIL
Disposed during the quarter	NIL
Remaining unresolved at the end of the quarter	NIL

Notes :

The above financial results for the quarter ended 30.09.2014 have been arrived at on the same accounting policies as those followed in the preceding financial year ended 31st March, 2014.

The above financial results have been approved by the Board of Directors at its meeting held on 28.10.2014


The Statutory Auditors of the Company have carried out a limited review of the unaudited financial results of the quarter ended 30.09.2014.

The Company operates in only one business segment i.e trading in Shares & Securities and commodities.


The Company had bought and sold commodities through broker Anand Rathi Commodities Limited who has register with National Stock Exchange Limited. Due to NSEL scam all stock as on the date of scam has not delivered and business has stopped, also fund has not been released by NSEL. In August 2013 the committee of NSEL has decided to pay money to investor in small installment. From the month of August 2013 the Company has receiving amount in small chunk. Hence The Company has decided to convert the stock into recoverable (Other current assets) and previous quarter figure has been regrouped and rearranged.

Place: Mumbai
Date: 28/10/2014

On behalf of the Board of Directors



Director



GANESH HOLDINGS LIMITED

REGD OFFICE : 607, CENTER PLAZA, DAFTARY ROAD, MALAD - EAST, MUMBAI 400 097
Tel.no.2880 9065 E-mail : ganeshholding@gmail.com Website : www.ganeshholding.com
CIN : L67120MH1982PLC028251

STATEMENT OF ASSETS & LIABILITIES

(Rs. In lacs)

	As at	
	30-Sep-14	31-Mar-14
	Reviewed	Audited
A. EQUITY AND LIABILITIES		
1. Shareholders' Fund:		
a) Share Capital	24.00	24.00
b) Reserves and Surplus	135.67	141.93
c) Money received against share warrants		
Sub- total - Shareholders funds	159.67	165.93
2. Share application money pending allotment	-	-
Minority Interest	-	-
3. Non-Current Liabilities		
a) Long Term Borrowings	-	-
b) Deferred Tax Liabilities (Net)	-	-
c) Other Long Term Liabilities	-	-
d) Long Term Provisions	-	-
Sub- Total - Non-Current Liabilities	-	-
4. Current Liabilities		
a) Short Term Borrowings	-	-
b) Trade Payables	-	-
c) Other Current Liabilities	2.89	3.45
d) Short Term Provisions	-	-
Sub- Total - Current Liabilities	2.89	3.45
TOTAL - EQUITY AND LIABILITIES	162.56	169.38
B. ASSETS		
1. Non Current Assets		
a) Fixed Assets	-	-
b) Non Current Investments	30.12	30.12
c) Deferred Tax Assets (Net)	-	-
d) Other Bank Balances	-	-
e) Long Term Loans and Advances	1.13	0.81
f) Other Non-Current Assets	-	-
Sub- Total - Non-Current Assets	31.25	30.93
2. Current Assets		
a) Current Investments	-	-
b) Inventories	-	-
c) Trade Receivables	-	-
d) Cash and Cash Equivalents	52.18	61.33
e) Short Term Loans and Advances	-	-
f) Other Current Assets	79.13	77.12
Sub- Total - Current Assets	131.31	138.45
TOTAL - ASSETS	162.56	169.38

