

**GOLDSTONE INFRATECH LIMITED**

CIn : L 64203TG2000PLC035451 - Email ID: Info@goldstone.net - www.goldstonepower.com

Regd.off: 9-1-83 & 84, A.C. Sharma Complex, S.D.Road, Secunderabad-3. Ph. 27807640, Fax: 91-40-39120023

**UNAUDITED FINANCIAL RESULTS FOR THE QUARTER ENDED 30th SEPTEMBER 2014**

(Rs. In lacs)

Particulars	Quarter Ended			Half Year ended		Year ended
	Sep. 30, 2014	Jun. 30, 2014	Sep. 30, 2013	Sep. 30, 2014	Sep. 30, 2013	Mar. 31, 2014
	Un Audited	Un Audited	Un Audited	Un Audited	Unaudited	Audited
<b>Income from operations</b>						
1 (a) Net Sales/ Income from Operations ( Net of Excise Duty)	2325.75	2057.47	1800.56	4383.22	3405.47	8032.47
(b) Other Operating Income	0.00	0.00	0.00	0.00	0.00	0.00
<b>Total Income from operations( Net)</b>	<b>2325.75</b>	<b>2057.47</b>	<b>1800.56</b>	<b>4383.22</b>	<b>3405.47</b>	<b>8032.47</b>
<b>2 Expenses</b>						
(a) Cost of materials consumed	1,529.39	1404.37	1133.24	2,933.76	2141.53	4,995.50
(b) Purchases of stock - in - trade	0.00	0.00	0.00	0.00	0.00	400.11
( c) Changes in inventories of finished goods, work-in-progress and stock-in trade	(7.76)	1.07	(2.75)	(6.69)	(3.85)	(92.22)
(d) Power and Fuel	66.97	66.28	73.52	133.25	138.86	252.01
(e) Testing and Inspection Charges	42.14	28.72	125.99	70.86	182.79	249.50
(f) Employee benefit expenses	210.75	172.08	155.58	382.83	292.24	640.12
(g) Depreciation and amortisation expenses	168.03	61.88	57.85	229.91	115.70	239.78
(h) Other expenses	82.53	122.93	103.09	205.46	211.51	488.27
	0.00	0.00	0.00	0.00	0.00	0.00
<b>Total Expenses</b>	<b>2092.03</b>	<b>1857.33</b>	<b>1646.52</b>	<b>3949.36</b>	<b>3078.78</b>	<b>7173.07</b>
<b>3 Profit/(Loss) from operations before other income, finance costs and exceptional items ( 1-2 )</b>	<b>233.71</b>	<b>200.14</b>	<b>154.04</b>	<b>433.85</b>	<b>326.69</b>	<b>859.40</b>
<b>4 Other income</b>	<b>25.57</b>	<b>23.58</b>	<b>26.70</b>	<b>49.15</b>	<b>45.80</b>	<b>69.77</b>
<b>5 Profit/(Loss) from ordinary activities before finance costs and exceptional items ( 3+4).</b>	<b>259.28</b>	<b>223.71</b>	<b>180.74</b>	<b>483.00</b>	<b>372.49</b>	<b>929.17</b>
<b>6 Finance costs</b>	<b>133.94</b>	<b>113.53</b>	<b>138.60</b>	<b>247.47</b>	<b>283.18</b>	<b>578.68</b>
<b>7 Profit/(Loss) from ordinary activities after finance costs but before exceptional items (5- 6)</b>	<b>125.34</b>	<b>110.18</b>	<b>42.14</b>	<b>235.53</b>	<b>89.31</b>	<b>350.49</b>
<b>8 Exceptional Items</b>	<b>(0.00)</b>	<b>1.84</b>	<b>0.31</b>	<b>1.84</b>	<b>(7.27)</b>	<b>(44.10)</b>
<b>9 Profit/ ( Loss) from ordinary activities before tax (7-8)</b>	<b>125.34</b>	<b>112.02</b>	<b>42.45</b>	<b>237.37</b>	<b>82.04</b>	<b>306.39</b>
<b>10 Tax expense</b>	<b>12.72</b>	<b>37.00</b>	<b>12.33</b>	<b>49.72</b>	<b>24.66</b>	<b>94.52</b>
<b>11 Net Profit / ( Loss) from ordinary activities after tax (9-10)</b>	<b>112.62</b>	<b>75.02</b>	<b>30.12</b>	<b>187.65</b>	<b>57.38</b>	<b>211.87</b>

For GOLDSTONE INFRATECH LTD.



Managing Director

12	Extra ordinary items ( net of tax expenses )	0.00	0.00	0.00	0.00	0.00	0.00
13	Net Profit / ( Loss) for the period (11-12)	112.62	75.02	30.12	187.65	57.38	211.87
14	Paid-up equity share capital (Face Value Rs.4)	1443.23	1443.23	1443.23	1443.23	1443.23	1443.23
15	Reserves excluding revaluation reserves as per Balance Sheet of Previous accounting Year	--	--	--	--	--	6173.05
16	Earning Per Share in Rs.( before extraordinary item)( of 4/- each) not annualised):						
	(a) Basic	0.31	0.21	0.08	0.52	0.16	0.59
	(b) Diluted	0.31	0.21	0.08	0.52	0.16	0.59
17	Earning Per Share in Rs.( after extraordinary item) ( of 4 /-each) (not annualised):						
	- Basic	0.31	0.21	0.08	0.52	0.16	0.59
	- Diluted	0.31	0.21	0.08	0.52	0.16	0.59
<b>A. PARTICULARS OF SHAREHOLDING</b>							
18	Public Shareholding						
	No. of Shares	17733222	17733222	17733222	17733222	17770222	17733222
	Percentage of Shareholding	49.15%	49.15%	49.15%	49.15%	49.25%	49.15%
19	Promoters and Promoter Group Share holding	30.09.2014	30.06.2014	30.09.2013	30.09.2014	30.09.2013	31.03.2014
	a) Pledged / Encumbered						
	- Number of Shares	500000	500000	500000	500000	500000	500000
	- Percentage of Shares ( as a % of the total Shareholding of promoter and promoter group)	2.73%	2.73%	2.73%	2.73%	2.73%	2.73%
	-Percentage of shares ( as a %of the total Share capital of the Company)	1.39%	1.39%	1.39%	1.39%	1.39%	1.39%
	b) Non Encumbered						
	- Number of Shares	17847515	17847515	17847515	17847515	17847515	17847515
	- Percentage of Shares ( as a % of the total Shareholding of promoter and promoter group)	97.27%	97.27%	97.27%	97.27%	97.27%	97.27%
	-Percentage of Shares ( as a % of the total Share capital of the Company)	49.46%	49.46%	49.46%	49.46%	49.46%	49.46%
<b>B. INVESTOR COMPLAINTS</b>							
	Pending at the beginning of the Quarter	Nil	Nil	Nil	Nil	Nil	Nil
	Received during the quarter	Nil	1	Nil	1	Nil	Nil
	Disposed of during the quarter	Nil	1	Nil	1	Nil	Nil
	Remaining unresolved at the end of the quarter	Nil	Nil	Nil	Nil	Nil	Nil

**Notes:**

- The above un audited financial results were reviewed by the Audit Committee and taken on record and approved by the Board at their meeting held on 08.11.2014
- The Statutory Auditors have carried out a "Limited Review" of the above Financial Results and the Board approved the same.
- Previous period/year figures have been regrouped to conform to the current period's classification.
- The Company operates in only one segment i.e., Insulators.

Place: Secunderabad  
Date: 8th November 2014

By order of the Board  
for Goldstone Infratech Limited

L.P. Sashikumar  
Managing Director







# Goldstone

<b>GOLDSTONE INFRATECH LIMITED</b>		
<b>Statement of Assets and Liabilities as at 30.09.2014</b>		
	<b>As at September 30,2014</b>	<b>As at September 30,2013</b>
	<b>(Un Audited)</b>	<b>(Un Audited)</b>
	<b>Rs. in lacs</b>	<b>Rs. in lacs</b>
<b><u>EQUITY AND LIABILITIES</u></b>		
<b>SHAREHOLDERS FUNDS:</b>		
Share Capital	1,443.23	1,443.23
Reserves and Surplus	6,360.66	5,808.83
	<b>7,803.89</b>	<b>7,252.06</b>
<b>NON CURRENT LIABILITIES</b>		
Long term borrowings	2,626.60	2,998.11
Deferred Tax Liabilities	644.26	624.68
Other Long Term Liabilities	694.36	835.53
Long term Provisions	91.01	86.95
	<b>4,056.22</b>	<b>4,545.27</b>
<b>CURRENT LIABILITIES</b>		
Short Term Borrowings	1,987.76	1,443.75
Trade Payables	801.00	704.44
Other Current Liabilities	193.47	114.40
Short Term Provisions	307.14	264.54
	<b>3,289.37</b>	<b>2,527.13</b>
<b>Total</b>	<b>15,149.48</b>	<b>14,324.46</b>
<b><u>ASSETS</u></b>		
<b>NON CURRENT ASSETS</b>		
<b>FIXED ASSETS</b>		
Tangible Assets	8,221.73	8,164.65
Intangible Assets	13.60	13.60
Capital Work in Progress	889.28	1,041.83
	<b>9,124.62</b>	<b>9,220.08</b>
Non Current Investments	601.00	601.00
Long Term Loans and Advances	167.82	186.58
Other Non Current Assets	-	-
	<b>768.82</b>	<b>787.58</b>
<b>CURRENT ASSETS</b>		
Inventories	1,743.08	1,723.65
Trade Receivables	2,269.19	1,735.34
Cash and Cash Equivalents	687.22	368.40
Short Term Loans and Advances	444.56	316.06
Other Current Assets	111.99	173.35
	<b>5,256.05</b>	<b>4,316.80</b>
<b>Total</b>	<b>15,149.48</b>	<b>14,324.46</b>

<b>Place: Secunderabad</b> <b>Date: 08.11.2014</b>	<b>By order of the Board</b> <b>For Goldstone Infratech Limited</b>  <b>L. P. Sashikumar</b> <b>Managing Director</b>
---	---





**P. MURALI & CO.,**  
CHARTERED ACCOUNTANTS  
6-3-655/2/3, SOMAJIGUDA,  
HYDERABAD - 500 082. INDIA

Tel. : (91-40) 2332 6666, 2331 2554  
2339 3967, 2332 1470  
Fax : (91-40) 2339 2474  
E-mail : pmurali.co@gmail.com  
info@pmurali.com  
Website : www.pmurali.com

To  
The Board of Directors  
**M/s. GOLDSTONE INFRATECH LIMITED**  
Hyderabad

**Limited Review Report for the quarter ended 30<sup>th</sup> September 2014**

We have reviewed the accompanying statement of unaudited financial results of **M/s. Goldstone Infratech Limited** for the quarter ended 30<sup>th</sup> September 2014 except for the disclosures regarding 'Public Shareholding' and 'Promoter and Promoter Group Shareholding' which have been traced from disclosures made by the management and have not been audited by us. This statement is the responsibility of the Company's Management and has been approved by the Board of Directors. Our responsibility is to issue a report on these financial statements based on our review.


We conducted our review in accordance with the Standard on Review Engagement (SRE) 2400, *Engagements to Review Financial Statements* issued by the Institute of Chartered Accountants of India. This standard requires that we plan and perform the review to obtain moderate assurance as to whether the financial statements are free of material misstatement. A review is limited primarily to inquiries of company personnel and analytical procedures applied to financial data and thus provides less assurance than an audit. We have not performed an audit and accordingly, we do not express an audit opinion.

Based on our review conducted as above, nothing has come to our attention that causes us to believe that the accompanying statement of unaudited financial results prepared in accordance with applicable accounting standards and other recognised accounting practices and policies has not disclosed the information required to be disclosed in terms of Clause 41 of the Listing Agreement including the manner in which it is to be disclosed, or that it contains any material misstatement.

Place: Hyderabad  
Date : 08<sup>th</sup> November 2014



For P. Murali & Co.  
Chartered Accountants



**MUKUND VIJAYARAO JOSHI**  
Chartered Accountant  
Membership No: 024784