

GUFIC BIOSCIENCES LIMITED

Regd office : 37, First Floor, Kamala Bhavan II, S Nityanand Road, Andheri (East), Mumbai-400 069

UNAUDITED FINANCIAL RESULTS FOR THE QUARTER ENDED 30.09.2014

Rs. In Lacs

Particulars	Quarter Ended	Quarter Ended	Quarter Ended	For the	For the	For the
	30.09.2014 Unaudited	30.06.2014 Unaudited	30.09.2013 Unaudited	Period Ended 30.09.2014 Unaudited	Period Ended 30.09.2013 Unaudited	Year Ended 31.03.2014 Audited
INCOME:						
Net Sales / Income from Operations (Net of Excise Duty)	4263.81	3908.05	2901.44	8171.87	5438.36	12291.58
Other Operating Income	12.58	2.06	1.89	14.64	4.22	22.92
Total Income from Operations (Net)	4276.39	3910.11	2903.33	8186.50	5442.58	12314.50
EXPENSES:						
Cost of Materials Consumed	2262.43	1646.95	1401.62	3909.38	2353.21	5194.33
Purchase of Stock-in-Trade	272.73	553.44	176.04	826.17	470.50	1377.03
Changes in Inventories of Finished Goods, Work-in-Progress and Stock-in-Trade	(48.91)	(1.65)	138.72	(50.56)	221.97	40.87
Employee Benefits Expenses	457.80	367.53	249.11	825.33	393.16	1194.34
Depreciation and Amortisation Expenses	103.11	99.24	57.76	202.35	120.76	246.77
Other Expenses	907.55	949.89	648.32	1857.44	1427.69	3291.42
Total Expenses	3954.71	3615.40	2671.57	7570.11	4987.29	11344.75
Profit from Operations before Other Income, finance costs and Exceptional Items	321.69	294.70	231.76	616.39	455.29	969.75
Other Income	(11.88)	29.24	6.10	17.36	7.22	49.15
Profit from ordinary activities before finance costs and exceptional items	309.81	323.95	237.86	633.76	462.51	1018.90
Finance Costs	110.94	105.85	87.30	216.78	189.38	391.57
Profit from ordinary activities after finance costs but before exceptional items	198.87	218.10	150.57	416.97	273.13	627.32
Exceptional Items	0.00	0.00	0.00	0.00	0.00	0.00
Profit from Ordinary Activities Before Tax	198.87	218.10	150.57	416.97	273.13	627.32
Current Tax	103.61	75.00	23.57	178.61	66.57	151.00
Deferred Tax	(27.65)	23.73	12.26	(3.91)	12.26	7.01
Short/(Excess) Tax Provisions of Earlier Years	4.43	0.00	0.00	4.43	0.00	42.90
Net Profit from Ordinary Activities After Tax	118.47	119.37	114.74	237.84	194.30	426.41
Extraordinary Items (Net of Tax Expenses)	0.00	0.00	0.00	0.00	0.00	0.00
Net Profit for the Period	118.47	119.37	114.74	237.84	194.30	426.41
Paid up Equity Share Capital (Face Value of Rs 1 /- Each)	773.50	773.50	773.50	773.50	773.50	773.50
Reserves Excluding Revaluation Reserves	1796.92	1966.72	1660.19	1796.92	1660.19	1847.35
E.P.S	0.15	0.15	0.15	0.31	0.25	0.55
Public Shareholding						
-- Number of Shares of Rs 1 /- Each	23222355	23222355	23222355	23222355	23222355	23222355
-- Percentage of shareholding	30.02%	30.02%	30.02%	30.02%	30.02%	30.02%
Promoters and Promoter group Shareholding						
a) Pledged / Encumbered						
-- Number of Shares of Rs 1 /- Each	0	0	0	0	0	0
-- Percentage of Shares the total Shareholding of Promoter and Promoter group	0.00%	0.00%	0.00%	0.00%	0.00%	0.00%
-- Percentage of Shareholding on total Capital of the company	0.00%	0.00%	0.00%	0.00%	0.00%	0.00%
b) Non - Encumbered						
-- Number of Shares of Rs 1 /- Each	54127645	54127645	54127645	54127645	54127645	54127645
-- Percentage of Shares the total Shareholding of Promoter and Promoter group	100.00%	100.00%	100.00%	100.00%	100.00%	100.00%
-- Percentage of Shareholding on total Capital of the company	69.98%	69.98%	69.98%	69.98%	69.98%	69.98%



GUFIC BIOSCIENCES LIMITED

Regd office : 37, First Floor, Kamala Bhavan II, S Nityanand Road, Andheri (East), Mumbai-400 069



UNAUDITED SEGMENT WISE RESULTS FOR THE QUARTER ENDED 30.09.2014

Particulars	Quarter Ended 30.09.2014 Unaudited	Quarter Ended 30.06.2014 Unaudited	Quarter Ended 30.09.2013 Unaudited	Quarter Ended 30.09.2014 Unaudited	Quarter Ended 30.09.2013 Unaudited	For the Period Ended 31.03.2014 Audited
SEGMENT REVENUE						
Sales & Service						
Pharma	3900.81	3554.96	2551.98	7455.77	4843.36	11051.26
Consumer	363.00	353.09	349.46	716.09	595.00	1240.32
Total	4263.81	3908.05	2901.44	8171.87	5438.36	12291.58
Unallocated Income	0.70	31.30	7.99	32.00	11.44	72.07
Total Segment Revenue	4264.51	3939.35	2909.43	8203.86	5449.80	12363.65
SEGMENT RESULTS						
Pharma	760.68	693.20	493.88	1453.88	939.08	2144.25
Consumer	38.32	37.30	67.25	75.62	115.10	238.83
TOTAL	798.99	730.50	561.13	1529.50	1054.18	2383.08
Less: Unallocated over heads	386.07	307.32	265.51	693.39	470.91	1117.41
Finance Charges	110.94	105.85	87.30	216.78	189.38	391.57
Depreciation	103.11	99.24	57.76	202.35	120.76	246.77
Tax provision	80.40	98.73	35.83	179.13	78.83	200.91
Net Profit after Tax	118.47	119.37	114.74	237.84	194.30	426.41

UNAUDITED STATEMENT OF ASSETS AND LIABILITIES

Rs. in Lacs


Particulars	AS AT 30.09.2014 Unaudited	AS AT 30.09.2013 Unaudited	AS AT 31.03.2014 Audited
EQUITY AND LIABILITIES			
Shareholder's Funds			
a) Share Capital	773.50	773.50	773.50
b) Reserves and Surplus	1796.92	1660.19	1847.37
Sub-total - Shareholder's Funds	2570.42	2433.69	2620.87
Non-current liabilities			
a) Long-term borrowings	1151.80	1722.01	1488.80
b) Deferred tax liabilities (Net)	159.34	306.95	301.69
c) Other long-term liabilities	163.50	123.77	536.88
d) Long-term provisions	141.90	154.59	135.29
Sub-total - Non-current liabilities	1616.54	2307.32	2462.66
Current liabilities			
a) Short-term borrowings	1604.88	1541.44	1476.64
b) Trade payables	5537.66	3181.66	3179.63
c) Other current liabilities	1466.87	992.89	1127.69
d) Short-term provisions	370.76	200.07	247.07
Sub-total - Current liabilities	8980.17	5916.06	6031.03
TOTAL - EQUITY AND LIABILITIES	13167.13	10657.07	11114.56
ASSETS			
Non-current assets			
a) Fixed assets	2582.28	2960.42	3022.86
b) Non-current investments	0.92	0.92	0.92
c) Long-term loans and advances	762.03	866.59	833.65
d) Other non-current assets	264.58	22.78	326.69
Sub-total - Non-Current assets	3609.83	3850.71	4184.13
Current assets			
a) Current investments	0.00	0.00	0.00
b) Inventories	3367.87	1974.51	2611.54
c) Trade receivables	4078.01	3462.57	2820.71
d) Cash and cash equivalents	211.86	139.56	254.14
e) Short-term loans and advances	1899.56	1103.82	1244.04
f) Other current assets	0.00	125.90	0.00
Sub-total - Current assets	9557.30	6806.36	6930.43
TOTAL - ASSETS	13167.13	10657.07	11114.56

Notes forming part of the un-audited financial results for the quarter ended September 30, 2014

1. The above interim financial results have been reviewed by the Audit Committee of the Board and approved by the Board of Directors in their meetings held on November 13, 2014. The same has been subjected to limited review by the Statutory Auditors.
2. For the preparation of these financial results, the company has followed the same accounting policies and generally accepted practices adopted for the preparation of audited financial statements for the year ended March 31, 2014, except for accounting of depreciation on fixed assets.
3. As per the requirement of the Companies Act, 2013 (Act), the company has reassessed the remaining useful life of the fixed assets taking into consideration the useful life prescribed in Schedule II of the Act. This has resulted in an additional charge of depreciation of Rs. 11.08 Lacs for the quarter ended September 30, 2014 and Rs 22.70 Lacs for the Six Months ended September 30, 2014. Further, the written down value of the assets of Rs. 288.28 Lacs as on April 1, 2014 (net of deferred tax of Rs. 138.45 Lacs) whose residual life is exhausted has been adjusted against the opening balance of Reserves and Surplus.
4. Disclosure about investor complaints: Complaints at the beginning of the period Nil, Received during the period Nil; Disposed off during the period: Nil, Unresolved as on September 30, 2014: Nil.
5. Corresponding previous period figures have been regrouped / rearranged wherever necessary to make them comparable with current period figures.
6. The figures of the last quarter of financial year 2013 – 2014 are the balancing figures between audited figures in respect of the full financial year upto March 31, 2014 and the unaudited published year – to – date figures upto December 31, 2013 which were subject to limited review.

By Order of the Board
Guffic Biosciences Limited


Jayesh P. Choksi
Chairman
Mumbai dated November 13, 2014

