



Introductory sub-table (I)(a)			
Name of the Company: IND SWIFT LTD			
Scrip Code, Name of the scrip, class of security: BSE: 524652 NSE:INDSWFTLTD			
30-09-2014			
Partly paid-up shares:-	No. of partly paid-up shares	As a % of total no. of partly paid-up shares	As a % of total no. of shares of the company
Held by promoter/promoter group	Nil	Nil	Nil
Held by public	Nil	Nil	Nil
Total - D	Nil		Nil
Outstanding convertible securities:-	No. of outstanding securities	As a % of total no. of outstanding convertible securities	As a % of total no. of shares of the company, assuming full conversion of the convertible securities
Held by promoter/promoter group	Nil	Nil	Nil
Held by public	Nil	Nil	Nil
Total - E	Nil	Nil	Nil
Warrants:-	No. of warrants	As a % of total no. of warrants	As a % of total no. of shares of the company, assuming full conversion of warrants
Held by promoter/promoter group	Nil	Nil	Nil
Held by public	Nil	Nil	Nil
Total - F	Nil	Nil	Nil
Total paid-up capital of the company, assuming full conversion of warrants and convertible securities		50346941 equity shares of Rs./- each	




Statement Showing Shareholding Pattern

Category code	Category of Shareholder	Number of Shares	Total number of shares	Number of shares held in dematerialized form	Total shareholding as a percentage of total number of shares		Number of shares	As a percentage
					As a percentage of (A+B) ¹	As a percentage of (A+B+C)		
(I)	(II)	(III)	(IV)	(V)	(VI)	(VII)	(VIII)	
(A)	Shareholding of Promoter and Indian							
(a)	Individuals/ Hindu Undivided Family							
(b)	Central Government/ State Government(s)	19	13056971	8888400	25.93	25.93	8888400	68.07
(c)	Bodies Corporate	7	13215721	13215721	26.25	26.25	13215721	100.00
(d)	Financial Institutions/ Banks				0.00	0.00		
(e)	Any Others(Specify)				0.00	0.00		
(e-i)					0.00	0.00		
(e-ii)					0.00	0.00		
	Sub Total(A)(1)	26	26272692	22104121	52.18	52.18	22104121	84.13
2	Foreign							
a	Individuals (Non-Residents Individuals/ Foreign Individuals)				0.00	0.00		
b	Bodies Corporate				0.00	0.00		
c	Institutions				0.00	0.00		
d	Any Others(Specify)				0.00	0.00		
d-i					0.00	0.00		
d-ii								
	Sub Total(A)(2)	0	0	0	0.00	0.00	0	
	Total Shareholding of Promoter and Promoter Group (A)= (A)(1)+(A)(2)	26	26272692	22104121	52.18	52.18	22104121	84.13



(D)(b) Statement showing holding of securities (including shares, warrants, convertible securities) of persons belonging to the category "Promoter Group"														
Sr.	Name of the shareholder	Details of Shares held			Encumbered shares (*)			Details of warrants			Details of convertible securities			Total shares (including underlying shares assuming full conversion of warrants and convertible securities) as a % of diluted share capital
		No. of shares held	As a % of grand total (A) + (B) + (C)	No.	As a percentage (V)=(V)/(III)*100	As a % of grand total (A)+(B)+(C) of sub-	Number of warrants held	As a % total number of warrants of the	Number of convertible securities held	As a % total number of convertible securities	(XII)			
(i)	(ii)	(iii)	(iv)	(v)	(vi)=(v)/(iii)*100	(vii)	(viii)	(ix)	(x)	(xi)	(xii)			
1	Dr. Gopal Munjal	1957199	3.89	645770	32.99	1.28	nil	0	nil	0	nil			
2	N. R. Munjal	611700	1.21	611700	100.00	1.21	nil	0	nil	0	nil			
3	S. R. Mehta	2035871	4.04	607300	29.83	1.21	nil	0	nil	0	nil			
4	Himanshu Jain	495300	0.98	495300	100.00	0.98	nil	0	nil	0	nil			
5	Dr. V. R. Mehta	1921361	3.82	492790	25.65	0.98	nil	0	nil	0	nil			
6	Surita Jain	1812400	3.60	1812400	100.00	3.60	nil	0	nil	0	nil			
7	Ravi Mehta	634470	1.26	634470	100.00	1.26	nil	0	nil	0	nil			
8	Neeta Munjal	578600	1.15	578600	100.00	1.15	nil	0	nil	0	nil			
9	Nidhi Munjal	502970	1.00	502970	100.00	1.00	nil	0	nil	0	nil			
10	Meenakshi Mehta	398310	0.79	398310	100.00	0.79	nil	0	nil	0	nil			
11	Neera Mehta	1547050	3.07	1547050	100.00	3.07	nil	0	nil	0	nil			
12	Ishav Mehta	44200	0.09	44200	100.00	0.09	nil	0	nil	0	nil			
13	Rishav Mehta	111700	0.22	111700	100.00	0.22	nil	0	nil	0	nil			
14	Bhanavi Mehta	30300	0.06	30300	100.00	0.06	nil	0	nil	0	nil			
15	Annie Mehta	158630	0.32	158630	100.00	0.32	nil	0	nil	0	nil			
16	Sahil Munjal	116,010	0.23	116,010	100.00	0.23	nil	0	nil	0	nil			
17	Saurabh Munjal	51700	0.10	51700	100.00	0.10	nil	0	nil	0	nil			
18	Dipti Munjal	34200	0.07	34200	100.00	0.07	nil	0	nil	0	nil			
19	Dhrya Munjal	15000	0.03	15000	100.00	0.03	nil	0	nil	0	nil			
20	Essix Biosciences Limited	9215721	18.30	9215721	100.00	18.30	nil	0	nil	0	nil			
21	AKJ Portfolio Pvt Ltd	675000	1.34	675000	100.00	1.34	nil	0	nil	0	nil			
22	NRM Portfolio Pvt Ltd	675000	1.34	675000	100.00	1.34	nil	0	nil	0	nil			
23	GM Portfolio Pvt. Ltd	675000	1.34	675000	100.00	1.34	nil	0	nil	0	nil			
24	VRM Portfolio Pvt. Ltd	675000	1.34	675000	100.00	1.34	nil	0	nil	0	nil			
25	VKM Portfolio Pvt. Ltd.	650000	1.29	650000	100.00	1.29	nil	0	nil	0	nil			
26	SRM Portfolio Pvt. Ltd.	650000	1.29	650000	100.00	1.29	nil	0	nil	0	nil			
	TOTAL	26272692	52.18	22104121		43.90								



(D)(d) Statement showing details of locked-in shares

Sr. No.	Name of the shareholder	Number of locked-in shares	Locked-in shares as a percentage of total number of shares {i.e., Grand Total (A)+(B)+(C) indicated in Statement at para (I)(a) above}
3	AKJ Portfolio Pvt. Ltd	675000	1.34
4	NRM Portfolio Pvt. Ltd	675000	1.34
5	GM Portfolio Pvt. Ltd	675000	1.34
6	VRM Portfolio Pvt. Ltd	675000	1.34
7	VKM Portfolio Pvt. Ltd	650000	1.29
8	SRM Portfolio Pvt. Ltd	650000	1.29
9	S.R.Mehta	1428571	2.84
	V.R.Mehta	1428571	2.84
	Gopal Munjal	1311429	2.60
TOTAL		8168571	16.22



(II)(a)	Statement showing details of Depository Receipts (DRs)			
Sr. No.	Type of outstanding DR (ADRs, GDRs, SDRs, etc.)	Number of outstanding DRs	Number of shares underlying outstanding DRs	Shares underlying outstanding DRs as a percentage of total number of shares {i.e., Grand Total (A)+(B)+(C) indicated in Statement at para (D)(a) above}
1				
2				
3	NIL	NIL	NIL	
4				
5				
6				
7				
8				
9				
TOTAL		0	0	

