


PATEL ENGINEERING LTD.  
 Regd. Office : Patel Estate Road, Jogeshwari (W) , Mumbai- 400 102  
 CIN:L99999MH1949PLC007039  
 UNAUDITED FINANCIAL RESULTS FOR THE QUARTER AND HALF YEAR ENDED  
 ON SEPTEMBER 30, 2014



PARTICULARS	PART I					
	QUARTER ENDED			HALF YEAR ENDED		YEAR ENDED
	30.09.2014 Unaudited	30.06.2014 Unaudited	30.09.2013 Unaudited	30.09.2014 Unaudited	30.09.2013 Unaudited	31.03.2014 Audited
<b>1. Income from operations</b>						
(a) Income from operations (net)	676.99	518.01	725.44	1,195.00	1,299.56	2,688.81
(b) Other Operating Income	3.23	5.21	0.26	8.44	2.00	15.15
<b>Total Income from Operations (net)</b>	<b>680.22</b>	<b>523.22</b>	<b>725.70</b>	<b>1,203.44</b>	<b>1,301.56</b>	2,703.96
<b>2. Expenses</b>						
a) Cost of Construction	526.17	387.78	539.07	913.95	993.51	2,115.13
b) Employee benefits expense	24.18	20.96	23.89	45.14	43.31	96.13
c) Depreciation	11.89	13.50	14.08	25.39	28.07	54.23
d) Other Expenses	20.83	12.81	30.86	33.64	49.16	121.49
<b>Total Expenses</b>	<b>583.07</b>	<b>435.05</b>	<b>607.90</b>	<b>1,018.12</b>	<b>1,114.05</b>	2,386.98
3. Profit from operations before Other Income and Finance Costs (1-2)	97.15	88.17	117.80	185.32	187.51	316.98
4. Other Income	43.32	33.77	33.64	77.09	60.46	147.91
5. Profit before Finance Cost (3+4)	140.47	121.94	151.44	262.41	247.97	464.89
6. Finance cost	137.39	120.90	142.24	258.29	238.29	428.63
7. Profit from ordinary activities before tax (5-6)	3.08	1.04	9.20	4.12	9.68	36.26
8. Tax Expenses (Current)	1.01	0.33	2.98	1.34	3.14	11.25
9. Net profit after tax (7-8)	2.07	0.71	6.22	2.78	6.54	25.01
10. Paid up equity share capital of F.V Rs. 1/-	7.68	7.68	6.98	7.68	6.98	7.62
11. Reserves excluding Revaluation Reserve as per Balance sheet of Previous accounting year.						1,606.70
12. Basic EPS of F.V. Rs. 1/- (in Rs.) (not annualised)	0.27	0.09	0.89	0.36	0.94	3.28
13. Diluted EPS of F.V. Rs. 1/- (in Rs.) (not annualised)	0.27	0.09	0.89	0.36	0.94	3.25
See accompanying notes to the financial results						

contd..




PART II						
PARTICULARS	QUARTER ENDED			HALF YEAR ENDED		YEAR ENDED
	30.09.2014	30.06.2014	30.09.2013	30.09.2014	30.09.2013	31.03.2014
<b>A PARTICULARS OF SHAREHOLDING</b>						
1. Public Shareholding :						
- Numbers of Shares	37,922,851	37,922,851	37,922,851	37,922,851	37,922,851	37,922,851
- Percentage of shareholding	49.37%	49.37%	54.31%	49.37%	54.31%	49.74%
2. Promoters and Promoter group Shareholding						
a) Pledged/Encumbered						
- Numbers of Shares	-	-	-	-	-	-
- Percentage of shares (as a % of the total shareholding of promoter and promoter group)	-	-	-	-	-	-
- Percentage of shares (as a % of the total share capital of the company)	-	-	-	-	-	-
b) Non-encumbered						
- Numbers of Shares	38,883,431	38,883,431	31,904,300	38,883,431	31,904,300	38,321,474
- Percentage of shares (as a % of the total shareholding of promoter and promoter group)	100.00%	100.00%	100.00%	100.00%	100.00%	100.00%
- Percentage of shares (as a % of the total share capital of the company)	50.63%	50.63%	45.69%	50.63%	45.69%	50.26%


PARTICULARS	3 Months ended
B. INVESTOR COMPLAINTS	30.09.2014
Pending at the beginning of the quarter	-
Received during the quarter	4
Disposed of during the quarter	4
Remaining unresolved at the end of the quarter	-

**Notes :**


- The above financial results were reviewed by the Audit Committee and approved and taken on record by the Board at their meeting held on Nov. 21, 2014. The statutory auditors have performed a limited review of the above unaudited financial statements.
- The Company has main reportable business segment namely "Civil Construction".
- Consequent to the introduction of schedule II of the Companies Act 2013, the useful life of certain assets has been revised. Accordingly depreciation for the quarter is higher by Rs.0.48 crores and for the half year by Rs.1.36 crores and adjustment to accumulated balance of retained earnings is Rs.0.33 (net of deferred tax) crores for the half year.
- The provision for tax is calculated in accordance with the tax laws applicable for the current financial year.
- The Company's Employees Stock Option Scheme 2007 administered by the Patel Engineering Employee Welfare Trust comprising of independent Trustees has on May 23, 2014 granted 22,400 options to eligible employees of the company. The said options shall be vested after completion of 1 year period from the date of grant and exercised within 2 months from the date of vesting at an exercise price of Re.1/- per share. The ESOP compensation expenses representing the excess of market price on the date of grant of the option is amortised on straight line basis over the vesting period. During the quarter, ESOP compensation expenses debited to P&L account was Rs.0.06 and for the half year was Rs.0.08 cr.
- The Allotment Committee at its meeting on March 21, 2014 allotted 69,79,131 Optional Convertible Preference shares (OCPS) to the Promoters of the Company. On March 31, 2014, out of the said OCPS, 64,17,174 OCPS were converted into 64,17,174 Equity shares of Re.1 and allotted @ Rs. 57.5 (including premium of Rs. 56.5). On April 15, 2014, the balance 5,61,957 OCPS were converted into 5,61,957 Equity shares of Re.1 and allotted @ Rs. 57.5 (including premium of Rs. 56.5) in terms of Chapter VII of SEBI (ICDR) Regulation 2009.
- Finance cost for the half year includes prior period derivatives & hedging cost of Rs.15.77 or accounted on settlement of contracts as also Rs. 8.85 cr pertaining to previous quarter on a notional basis for the purpose of mark to market.
- The company is engaged in the Engineering and construction industry which is seasonal in character. The company's margins in the quarterly results vary based on the accrual of cost and recognition of income in different quarters due to the nature of its or receipt of claims/awards. In view of this, financial results for the quarter are not comparable with quarterly/annual results.
- The previous year figures have been regrouped / rearranged wherever necessary for the purpose of comparison.

Mumbai  
 Nov. 21, 2014



for Patel Engineering Ltd.  
  
 Director

	As at September 30, 2014 Unaudited <u>(Rs. Cr.)</u>	As at March 31, 2013 Audited <u>(Rs. Cr.)</u>
<b>I. EQUITY AND LIABILITIES</b>		
<b>1 Shareholders' funds</b>		
(a) Share capital	7.68	7.68
(b) Reserves and surplus	1,618.06	1,606.69
<b>2 Non-current liabilities</b>		
(a) Long-term borrowings	1,433.88	1,241.21
(b) Other Long term liabilities	737.83	690.77
(c) Long-term provisions	2.76	3.24
<b>3 Current liabilities</b>		
(a) Short-term borrowings	2,168.50	2,042.61
(b) Trade payables	538.59	511.68
(c) Other current liabilities	405.23	612.44
(d) Short-term provisions	1.42	1.54
<b>TOTAL</b>	<u><u>6,913.95</u></u>	<u><u>6,717.86</u></u>
<b>II. ASSETS</b>		
<b>1 Non-current assets</b>		
<b>(a) Fixed assets</b>		
i. Tangible assets	220.66	244.95
ii. Intangible assets	1.08	1.93
iii. Capital work-in-progress	20.86	20.70
	<u>242.60</u>	<u>267.58</u>
(b) Non-current investments	605.92	589.64
(c) Deferred Tax Assets (Net)	3.10	3.10
(d) Long-term loans and advances	1,492.69	1,205.10
(e) Non Current Bank Deposits	1.11	1.84
(f) Non Current Trade Receivables	920.99	898.94
<b>2 Current assets</b>		
(a) Inventories	2,477.19	2,319.70
(b) Trade receivables	390.90	371.93
(c) Cash and cash equivalents	54.17	107.24
(d) Short-term loans and advances	724.40	952.09
(e) Other current assets	0.88	0.70
<b>TOTAL</b>	<u><u>6,913.95</u></u>	<u><u>6,717.86</u></u>



Place : Mumbai  
Date : November 21, 2014

For Patel Engineering Ltd.

Director


**CHARTERED ACCOUNTANTS**

First Floor, Fort Chambers,  
'C' Block, 65, Tamarind Lane,  
Fort, Mumbai - 400 023.  
Tel. : +91-22-2265 3931  
Fax : +91-22-6610 1003

Review Report

To the Board of Director of Patel Engineering Ltd.

1. We have reviewed the accompanying statement of unaudited financial results of **Patel Engineering Ltd** for the quarter ended 30<sup>th</sup> September 2014 and the year to date results for the period 1<sup>st</sup> April 2014 to 30<sup>th</sup> September 2014, except for the disclosures regarding 'Public Shareholding' and 'Promoter and Promoter Group Shareholding' which have been traced from disclosures made by the management and have not been audited by us. This statement is the responsibility of the Company's Management and has been approved by the Board of Directors. Our responsibility is to issue a report on these financial statements based on our review.
2. We conducted our review in accordance with the Standard on Review Engagement (SRE) 2410, Review of Interim Financial Information Performed by the Independent Auditor of the Entity, issued by the Institute of Chartered Accountants of India. This standard requires that we plan and perform the review to obtain moderate assurance as to whether the financial statements are free of material misstatement. A review is limited primarily to inquiries of company personnel and analytical procedures, applied to financial data and thus provides less assurance than an audit. We have not performed an audit and accordingly, we do not express an audit opinion.
3. Based on our review conducted as above, nothing has come to our attention that causes us to believe that the accompanying statement of unaudited financial results prepared in accordance with applicable accounting standards, as notified under the Companies (Accounting Standards) Rules, 2006 read with Rule 7 of the companies (Accounts) Rules, 2014, in respect of section 133 of the Companies Act, 2013 and other recognised accounting practices and policies, has not disclosed the information required to be disclosed in terms of Clause 41 of the Listing Agreement, including the manner in which it is to be disclosed, or that it contains any material misstatement.



Mumbai  
21<sup>st</sup> November 2014

For Vatsaraj & Co.  
Chartered Accountants  
FRN 111327W

CA Mayur Kisnadwala  
Partner  
Membership No. 33994