

Standalone

**Sicagen India Limited**

Regd Office : Adyar House, Chennai - 600085


Corporate Office : IV FLOOR, Spic House, 88, Mount Road, Guindy, Chennai - 600032

(CIN 74900TN2004PLC053467)

**Unaudited Standalone Financial Results for the quarter and half-year ended September 30, 2014**

(Rs. in lakhs)

Particulars	Quarter ended			Half year ended		Year ended
	30.09.14 (Unaudited)	30.06.14 (Unaudited)	30.09.13 (Unaudited)	30.09.14 (Unaudited)	30.09.13 (Unaudited)	31.03.14 (Audited)
<b>Income from operations</b>						
(a) Net sales/income from operations (Net of excise duty)	17555	16939	17033	34494	35775	67423
(b) Other operating income	62	74	86	136	120	216
<b>Total income from operations (net)</b>	<b>17617</b>	<b>17013</b>	<b>17119</b>	<b>34630</b>	<b>35895</b>	<b>67639</b>
<b>Expenses</b>						
(a) Cost of materials consumed	1179	999	787	2178	1828	3287
(b) Purchases of stock-in-trade	14397	14709	14778	29106	31130	58107
(c) Changes in inventories of finished goods, work-in-progress and stock-in-trade	736	(18)	(5)	718	(271)	796
(d) Employee benefits expense	642	577	593	1219	1208	2282
(e) Depreciation and amortisation expense	100	103	67	203	139	391
(f) Other expenses	634	582	628	1216	1216	2527
<b>Total expenses</b>	<b>17688</b>	<b>16952</b>	<b>16846</b>	<b>34640</b>	<b>35250</b>	<b>67490</b>
<b>Profit / (Loss) from operations before other income, finance costs and exceptional items</b>	<b>(71)</b>	<b>61</b>	<b>273</b>	<b>(10)</b>	<b>645</b>	<b>149</b>
Other income	33	25	25	58	34	2497
<b>Profit / (Loss) from ordinary activities before finance costs and exceptional items</b>	<b>(38)</b>	<b>86</b>	<b>298</b>	<b>48</b>	<b>679</b>	<b>2646</b>
Finance costs	219	182	250	401	514	928
<b>Profit / (Loss) from ordinary activities after finance costs but before exceptional items</b>	<b>(257)</b>	<b>(96)</b>	<b>48</b>	<b>(353)</b>	<b>165</b>	<b>1718</b>
Exceptional items (Net)	-	-	-	-	-	(641)
<b>Profit / (Loss) from ordinary activities before tax</b>	<b>(257)</b>	<b>(96)</b>	<b>48</b>	<b>(353)</b>	<b>165</b>	<b>1077</b>
Tax expense	(29)	(10)	(45)	(39)	9	(9)
<b>Net Profit / (Loss) from ordinary activities after tax</b>	<b>(228)</b>	<b>(86)</b>	<b>93</b>	<b>(314)</b>	<b>156</b>	<b>1086</b>
Extraordinary items	-	-	-	-	-	-
<b>Net Profit / (Loss) for the period</b>	<b>(228)</b>	<b>(86)</b>	<b>93</b>	<b>(314)</b>	<b>156</b>	<b>1086</b>
Paid-up equity share capital (Face Value of ` 10/- each)	3957	3957	3957	3957	3957	3957
Reserve excluding Revaluation Reserves as per balance sheet of previous accounting year						37606
<b>Earnings per share (before exceptional items) (of ` 10/- each) (not annualised):</b>						
Basic and Diluted	(0.58)	(0.22)	0.24	(0.79)	0.39	4.36
<b>Earnings per share (after exceptional items) (of ` 10/- each) (not annualised):</b>						
Basic and Diluted	(0.58)	(0.22)	0.24	(0.79)	0.39	2.74



**Standalone****Sicagen India Limited**

Regd Office : Adyar House, Chennai - 600085


Corporate Office : IV FLOOR, Spic House, 88, Mount Road, Guindy, Chennai - 600032

(CIN 74900TN2004PLC053467)


**Standalone Segmentwise Revenue, Results and Capital Employed  
for the quarter and half year ended September 30, 2014**

(Rs. in lakhs)

S.No.	Particulars	Quarter ended			Half year ended		Year ended
		30.09.14 (Unaudited)	30.06.14 (Unaudited)	30.09.13 (Unaudited)	30.09.14 (Unaudited)	30.09.13 (Unaudited)	31.03.14 (Audited)
<b>A</b>	<b>SEGMENT REVENUE</b>						
	a) Trading	16517	15877	15821	32394	33814	63397
	b) Manufacturing	1103	1136	1300	2239	2085	4248
	<b>TOTAL</b>	17620	17013	17121	34633	35899	67645
	Less: Inter Segment Sales	3	-	2	3	4	6
	<b>Net Income from Operations/Sales</b>	17617	17013	17119	34630	35895	67639
<b>B</b>	<b>SEGMENT RESULTS</b>						
	a) Trading	236	276	401	512	982	1814
	b) Manufacturing	63	87	180	150	212	314
	<b>TOTAL</b>	299	363	581	662	1194	2128
	Less : Interest	211	161	242	372	493	778
	Other Un-allocable Expenditure net of un-allocable Income	345	(298)	291	643	536	(368)
	<b>Total Profit before tax and Exceptional Items</b>	(257)	(96)	48	(353)	165	1718
	Exceptional items (Net)						(641)
	<b>Total Profit before tax</b>	(257)	(96)	48	(353)	165	1077
<b>C</b>	<b>CAPITAL EMPLOYED</b> (Segment Assets- Segment Liabilities)						
	a) Trading	13114	12763	11694	13114	12015	13871
	b) Manufacturing	1860	1709	1632	1860	2020	1379
	<b>Total</b>	14974	14472	13326	14974	14035	15250
	Other un-allocable Corporate Assets less other unallocable Corporate Liabilities	26273	27005	27197	26273	26964	26313



Standalone

**Sicagen India Limited**

Regd Office : Adyar House, Chennai - 600085

Corporate Office : IV FLOOR, Spic House, 88, Mount Road, Guindy, Chennai - 600032

(CIN 74900TN2004PLC053467)



Select information for the quarter and half year ended September 30, 2014

	Particulars	Quarter ended			Half year ended		Year ended
		30.09.14 (Unaudited)	30.06.14 (Unaudited)	30.09.13 (Unaudited)	30.09.14 (Unaudited)	30.09.13 (Unaudited)	31.03.14 (Audited)
<b>A</b>	<b>PARTICULARS OF SHAREHOLDING</b>						
<b>1</b>	<b>Public shareholding</b>						
	- Number of shares	22952896	22952896	22487833	22952896	22487833	22487833
	- Percentage of shareholding	58.00	58.00	56.83	58.00	56.83	56.83
<b>2</b>	<b>Promoters and Promoter Group Shareholding **</b>						
	<b>a) Pledged / Encumbered</b>						
	- Number of shares	Nil	Nil	Nil	Nil	Nil	Nil
	- Percentage of shares (as a % of the total shareholding of promoter and promoter group)	Nil	Nil	Nil	Nil	Nil	Nil
	- Percentage of shares (as a % of the total share capital of the company)	Nil	Nil	Nil	Nil	Nil	Nil
	<b>b) Non - encumbered</b>						
	- Number of shares	16618788	16618788	17083851	16618788	17083851	17083851
	- Percentage of shares (as a % of the total shareholding of the Promoter and Promoter group)	100	100	100	100	100	100
	- Percentage of shares (as a % of the total share capital of the company)	42.00	42.00	43.17	42.00	43.17	43.17

	Particulars	Quarter ended September 30, 2014
<b>B</b>	<b>INVESTOR COMPLAINTS</b>	
	Pending at the beginning of the quarter	0
	Received during the quarter	6
	Disposed of during the quarter	5
	Remaining unresolved at the end of the quarter	1



**Sicagen India Limited**

Regd Office : Adyar House, Chennai - 600085

Corporate Office : IV FLOOR, Spic House, 88, Mount Road, Guindy, Chennai - 600032


(CIN 74900TN2004PLC053467)



(Rs. in lakhs)

**Standalone Statement of Assets & Liabilities as at 30th September 2014**

Particulars	As at half year ended		As at year ended
	30.09.14 (Unaudited)	30.09.13 (Unaudited)	31.03.14 (Audited)
<b>EQUITY AND LIABILITIES</b>			
<b>Shareholders' Funds</b>			
Share Capital	3957	3957	3957
Reserves and Surplus	37292	37042	37606
	41249	40999	41563
<b>Non-Current Liabilities</b>			
Long-Term Borrowings	1098	1488	1165
Deferred Tax Liabilities (Net)	341	498	380
Other Long Term Liabilities	475	629	474
Long-Term Provisions	3232	3087	3200
	5146	5702	5219
<b>Current Liabilities</b>			
Short-Term Borrowings	4872	7069	6039
Trade Payables	4124	4419	4354
Other Current Liabilities	1594	1381	1438
Short-Term Provisions	20	195	498
	10610	13064	12329
<b>TOTAL - EQUITY &amp; LIABILITIES</b>	<b>57005</b>	<b>59765</b>	<b>59111</b>
<b>ASSETS</b>			
<b>Non-Current Assets</b>			
Fixed Assets	3436	3420	3595
Non-Current Investments	13498	13498	13498
Long-Term Loans and Advances	19781	19921	19539
Other Non-Current Assets	3208	2850	2998
	39923	39689	39630
<b>Current Assets</b>			
Inventories	6249	8551	6829
Trade Receivables	8547	9277	8445
Cash and Cash Equivalents	1190	498	2472
Short-Term Loans and Advances	1096	1750	1734
Other Current Assets	-	-	1
	17082	20076	19481
<b>TOTAL - ASSETS</b>	<b>57005</b>	<b>59765</b>	<b>59111</b>



**STANDALONE****Sicagen India Limited**

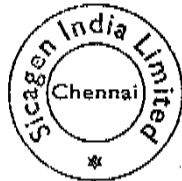
Regd Office : Adyar House, Chennai - 600085

Corporate Office : IV FLOOR, Spic House, 88, Mount Road, Guindy, Chennai - 600032  
(CIN 74900TN2004PLC053467)**NOTES**

- 1 Clause 41 of the Listing agreement requires Companies to either publish standalone or consolidated financial results in the newspaper .The Company in compliance with this provision, has opted to publish the consolidated financial results.The standalone financial results will,however be made available to BSE and NSE and will also be posted on the Company's website [www.sicagen.com](http://www.sicagen.com).
- 2 The above unaudited results of the Company were reviewed by the Audit Committee and approved by the Board of Directors at its meeting held on 05.11.14.
- 3 Segment Definition - Trading segment comprises of Building Materials, Vehicle Sales & Governor Services,Manufacturing segment relates to manufacture of Drums,Speciality Chemicals & Boat Building.
- 4 Provision for Tax includes Current Tax and Deferred Tax .
- 5 Figures for the previous periods have been regrouped,reclassified and rearranged wherever necessary.

**For and on behalf of the Board**

A handwritten signature in black ink, appearing to read "Devidas Mali".

**Devidas Mali  
COO & Whole Time Director****Place : Chennai  
Date : 05.11.14**

Consolidated

**Sicagen India Limited**

Regd Office : Adyar House, Chennai - 600085

Corporate Office : IV FLOOR, Spic House, 88, Mount Road, Guindy, Chennai - 600032

(CIN 74900TN2004PLC053467)



(Rs. in lakhs)

**Unaudited Consolidated Financial Results for the quarter and half-year ended September 30, 2014**

Particulars	Quarter ended			Half year ended		Year ended
	30.09.14 (Unaudited)	30.06.14 (Unaudited)	30.09.13 (Unaudited)	30.09.14 (Unaudited)	30.09.13 (Unaudited)	31.03.14 (Audited)
<b>Income from operations</b>						
(a) Net sales/income from operations (Net of excise duty)	21526	21673	21152	43199	44084	84611
(b) Other operating income	62	74	86	136	120	216
<b>Total income from operations (net)</b>	<b>21588</b>	<b>21747</b>	<b>21238</b>	<b>43335</b>	<b>44204</b>	<b>84827</b>
<b>Expenses</b>						
(a) Cost of materials consumed	4254	5017	4502	9271	8928	17287
(b) Purchases of stock-in-trade	14398	14709	14778	29107	31132	58108
(c) Changes in inventories of finished goods, work-in-progress and stock-in-trade	867	(37)	(332)	830	(487)	932
(d) Employee benefits expense	929	812	819	1741	1643	3323
(e) Depreciation and amortisation expense	162	160	120	322	240	624
(f) Other expenses	989	946	975	1935	1865	3876
<b>Total expenses</b>	<b>21599</b>	<b>21607</b>	<b>20862</b>	<b>43206</b>	<b>43319</b>	<b>84150</b>
<b>Profit / (Loss) from operations before other income, finance costs and exceptional items</b>	<b>(11)</b>	<b>140</b>	<b>376</b>	<b>129</b>	<b>885</b>	<b>677</b>
Other income	80	97	35	177	51	2567
<b>Profit / (Loss) from ordinary activities before finance costs and exceptional items</b>	<b>69</b>	<b>237</b>	<b>411</b>	<b>306</b>	<b>936</b>	<b>3244</b>
Finance costs	221	185	252	406	520	941
<b>Profit / (Loss) from ordinary activities after finance costs but before exceptional items</b>	<b>(152)</b>	<b>52</b>	<b>159</b>	<b>(100)</b>	<b>416</b>	<b>2303</b>
Exceptional items (Net)	-	-	-	-	-	(641)
<b>Profit / (Loss) from ordinary activities before tax</b>	<b>(152)</b>	<b>52</b>	<b>159</b>	<b>(100)</b>	<b>416</b>	<b>1662</b>
Tax expense	9	-	(41)	9	37	58
<b>Net Profit / (Loss) from ordinary activities after tax</b>	<b>(161)</b>	<b>52</b>	<b>200</b>	<b>(109)</b>	<b>379</b>	<b>1604</b>
Extraordinary items	-	-	-	-	-	-
<b>Net Profit / (Loss) for the period</b>	<b>(161)</b>	<b>52</b>	<b>200</b>	<b>(109)</b>	<b>379</b>	<b>1604</b>
Paid-up equity share capital (Face Value of Rs 10/- each)	3957	3957	3957	3957	3957	3957
Reserve excluding Revaluation Reserves as per balance sheet of previous accounting year						44101
<b>Earnings per share (before exceptional items)</b> (of ` 10/- each) (not annualised): Basic and Diluted	<b>(0.41)</b>	<b>0.13</b>	<b>0.51</b>	<b>(0.28)</b>	<b>0.96</b>	<b>5.67</b>
<b>Earnings per share (after exceptional items)</b> (of ` 10/- each) (not annualised): Basic and Diluted	<b>(0.41)</b>	<b>0.13</b>	<b>0.51</b>	<b>(0.28)</b>	<b>0.96</b>	<b>4.05</b>



**Consolidated****Sicagen India Limited**

Regd Office : Adyar House, Chennai - 600085

Corporate Office : IV FLOOR, Spic House, 88, Mount Road, Guindy, Chennai - 600032

(CIN 74900TN2004PLC053467)


**Consolidated Segmentwise Revenue, Results and Capital Employed  
for the quarter and half year ended September 30, 2014**

(Rs. in lakhs)

S.No.	Particulars	Quarter ended			Half year ended		Year ended
		30.09.14 (Unaudited)	30.08.14 (Unaudited)	30.09.13 (Unaudited)	30.09.14 (Unaudited)	30.09.13 (Unaudited)	31.03.14 (Audited)
<b>A</b>	<b>SEGMENT REVENUE</b>						
	a) Trading	16517	15877	15821	32394	33814	63397
	b) Manufacturing	5074	5870	5419	10944	10394	21436
	<b>TOTAL</b>	<b>21591</b>	<b>21747</b>	<b>21240</b>	<b>43338</b>	<b>44208</b>	<b>84833</b>
	Less: Inter Segment Sales	3	-	2	3	4	6
	<b>Net Income from Operations/Sales</b>	<b>21588</b>	<b>21747</b>	<b>21238</b>	<b>43335</b>	<b>44204</b>	<b>84827</b>
<b>B</b>	<b>SEGMENT RESULTS</b>						
	a) Trading	236	276	401	512	982	1814
	b) Manufacturing	167	237	295	404	467	919
	<b>TOTAL</b>	<b>403</b>	<b>513</b>	<b>696</b>	<b>916</b>	<b>1449</b>	<b>2733</b>
	Less: Interest	211	161	242	372	493	782
	Other Un-allocable Expenditure net of un-allocable Income	344	(300)	295	644	540	(352)
	<b>Total Profit before tax and Exceptional Items</b>	<b>(152)</b>	<b>52</b>	<b>159</b>	<b>(100)</b>	<b>416</b>	<b>2303</b>
	Exceptional items (Net)	-	-	-	-	-	(641)
	<b>Total Profit before tax</b>	<b>(152)</b>	<b>52</b>	<b>159</b>	<b>(100)</b>	<b>416</b>	<b>1662</b>
<b>C</b>	<b>CAPITAL EMPLOYED</b> (Segment Assets- Segment Liabilities)						
	a) Trading	13114	12763	12015	13114	12015	13871
	b) Manufacturing	7467	7196	7624	7467	7625	6837
	<b>Total</b>	<b>20581</b>	<b>19959</b>	<b>19639</b>	<b>20581</b>	<b>19640</b>	<b>20708</b>
	Other un-allocable Corporate Assets less other unallocable Corporate Liabilities	27309	28040	28023	27309	28023	27350



Consolidated

**Sicagen India Limited**

Regd Office : Adyar House, Chennai - 600085

Corporate Office : IV FLOOR, Spic House, 88, Mount Road, Guindy, Chennai - 600032

(CIN 74900TN2004PLC053467)



Select information for the quarter and half year ended September 30, 2014

	Particulars	Quarter ended			Half year ended		Year ended
		30.09.14 (Unaudited)	30.06.14 (Unaudited)	30.09.13 (Unaudited)	30.09.14 (Unaudited)	30.09.13 (Unaudited)	31.03.14 (Audited)
<b>A</b>	<b>PARTICULARS OF SHAREHOLDING</b>						
<b>1</b>	Public shareholding						
	- Number of shares	22952896	22952896	22487833	22952896	22487833	22487833
	- Percentage of shareholding	58.00	58.00	56.83	58.00	56.83	56.83
<b>2</b>	Promoters and Promoter Group Shareholding **						
	a) Pledged / Encumbered						
	- Number of shares	Nil	Nil	Nil	Nil	Nil	Nil
	- Percentage of shares (as a % of the total shareholding of promoter and promoter group)	Nil	Nil	Nil	Nil	Nil	Nil
	- Percentage of shares (as a % of the total share capital of the company)	Nil	Nil	Nil	Nil	Nil	Nil
	b) Non - encumbered						
	- Number of shares	16618788	16618788	17083851	16618788	17083851	17083851
	- Percentage of shares (as a % of the total shareholding of the Promoter and Promoter group)	100	100	100	100	100	100
	- Percentage of shares (as a % of the total share capital of the company)	42.00	42.00	43.17	42.00	43.17	43.17

	Particulars	Quarter ended September 30, 2014
<b>B</b>	<b>INVESTOR COMPLAINTS</b>	
	Pending at the beginning of the quarter	0
	Received during the quarter	6
	Disposed of during the quarter	5
	Remaining unresolved at the end of the quarter	1





**Sicagen India Limited**

Regd. Office : Adyar House, Chennai - 600085

Corporate Office : IV FLOOR, Spic House, 88, Mount Road, Guindy, Chennai - 600032

(CIN 74900TN2004PLC053467)



(Rs. in lakhs)

**Consolidated Statement of Assets & Liabilities as at 30th September 2014**

Particulars	As at half year ended		As at year ended
	30.09.14 (Unaudited)	30.09.13 (Unaudited)	31.03.14 (Audited)
<b>EQUITY AND LIABILITIES</b>			
<b>Shareholders' Funds</b>			
Share Capital	3957	3957	3957
Reserves and Surplus	43933	43706	44101
	47890	47663	48058
<b>Non-Current Liabilities</b>			
Long-Term Borrowings	1098	1488	1165
Deferred Tax Liabilities (Net)	428	580	468
Other Long Term Liabilities	523	688	474
Long-Term Provisions	3233	3087	3200
	5282	5793	5307
<b>Current Liabilities</b>			
Short-Term Borrowings	4873	7069	6039
Trade Payables	5173	4894	4814
Other Current Liabilities	2000	1692	1674
Short-Term Provisions	90	252	558
	12136	13907	13085
<b>TOTAL - EQUITY &amp; LIABILITIES</b>	<b>65308</b>	<b>67363</b>	<b>66460</b>
<b>ASSETS</b>			
<b>Non-Current Assets</b>			
Fixed Assets	6232	6549	6356
Non-Current Investments	10028	10031	10029
Long-Term Loans and Advances	18200	18349	17997
Other Non-Current Assets	4749	4392	4540
	39209	39321	38922
<b>Current Assets</b>			
Inventories	10270	11744	10561
Trade Receivables	12667	12526	12393
Cash and Cash Equivalents	1629	1793	2788
Short-Term Loans and Advances	1533	1979	1785
Other Current Assets	-	-	1
	26099	28042	27528
<b>TOTAL - ASSETS</b>	<b>65308</b>	<b>67363</b>	<b>66460</b>



**CONSOLIDATED****Sicagen India Limited**

Regd Office : Adyar House, Chennai - 600085

Corporate Office : IV FLOOR, Spic House, 88, Mount Road, Guindy, Chennai - 600032

(CIN 74900TN2004PLC053467)

**NOTES**

- 1 Clause 41 of the Listing agreement requires Companies to either publish standalone or consolidated financial results in the newspaper. The Company in compliance with this provision, has opted to publish the consolidated financial results. The standalone financial results will, however be made available to BSE and NSE and will also be posted on the Company's website [www.sicagen.com](http://www.sicagen.com).
- 2 The above unaudited results of the Company were reviewed by the Audit Committee and approved by the Board of Directors at its meeting held on 05.11.14.
- 3 Segment Definition - Trading segment comprises of Building Materials, Vehicle Sales & Governor Services, Manufacturing segment relates to manufacture of Drums, Speciality Chemicals & Boat Building.
- 4 Provision for Tax includes Current Tax and Deferred Tax.
- 5 Figures for the previous periods have been regrouped, reclassified and rearranged wherever necessary.

For and on behalf of the Board

A handwritten signature in black ink, appearing to read 'Devidas Mali', written over a white background.

**Devidas Mali**  
**COO & Whole Time Director****Place : Chennai**  
**Date : 05.11.14**