

S. VAISH & CO.
Chartered Accountants
G-1, Akash Ganga
15/96, Civil Lines
KANPUR – 208 001

MITTAL GUPTA & CO.
Chartered Accountants
14, Ratan Mahal
15/197, Civil Lines
KANPUR – 208 001

REVIEW REPORT
TO THE BOARD OF DIRECTORS OF
DHAMPUR SUGAR MILLS LIMITED

We have reviewed the accompanying statement of unaudited consolidated financial results of Dhampur Sugar Mills Limited for the nine months ended 31st December, 2013 except for the disclosures regarding 'Public Shareholding' and Promoter and Promoter Group Shareholding' which have been traced from disclosures made by the management and have not been audited by us. This statement is the responsibility of the Company's Management and has been approved by the Board of Directors. Our responsibility is to issue a report on these financial statements based on our review.

We conducted our review in accordance with the Standard on Review Engagement (SRE) 2410, engagements to Review Financial Statements issued by the Institute of Chartered Accountants of India. This standard requires that we plan and perform the review to obtain moderate assurance as to whether the financial statements are free of material misstatement. A review is limited primarily to inquiries of company personnel and analytical procedures applied to financial data and thus provide less assurance than an audit. We have not performed an audit and accordingly, we do not express an audit opinion.

We did not review the financial statements of the subsidiary viz Dhampur International PTE Limited and Dhampur Global PTE Limited, whose financial statements reflects total assets of Rs. 18.03 crore as at 31st December, 2013 and total revenue Rs. 24.80 crore during the nine months. We also did not review the financial statements of Meerganj unit whose financial statements reflects total assets of of Rs.185.16 crores as at 31st December, 2013 and total revenue of Rs.130.89 crores during the nine months. The Financial statements of Dhampur International PTE Limited and Dhampur Global PTE Limited are unaudited and financial statements of Meerganj unit are reviewed by other auditors. In conduct of our audit, we have taken note of certified accounts by the management and reviewed by other auditors.

Based on our review conducted as above, nothing has come to our attention that causes us to believe that the accompanying statement of unaudited financial results prepared in accordance with applicable accounting standards and other recognized accounting practices and policies together with the notes thereon has not disclosed the information required to be disclosed in terms of Clause 41 of the Listing Agreement including the manner in which it is to be disclosed, or that it contains any material misstatement.

For S. VAISH & CO.,


(S.P. AGRAWAL)
PARTNER


PLACE: KANPUR
Dated: 13th February, 2014 Chartered Accountants
Membership No. 07269
FRN 00001C



For MITTAL GUPTA & CO.,


(B. L. GUPTA)
PARTNER

Chartered Accountants
Membership No. 073794
FRN 01874C






DHAMPUR SUGAR MILLS LIMITED

UNAUDITED CONSOLIDATED FINANCIAL RESULTS FOR THE THIRD QUARTER ENDED 31.12.2013

PART - I

₹ Lacs

Sl. No.	Particulars	Quarter Ended			Nine Months Ended		Year Ended
		Dec.,13 (Unaudited)	Sep.,13 (Unaudited)	Dec.,12 (Unaudited)	Dec.,13 (Unaudited)	Dec.,12 (Unaudited)	Mar.,13 (Audited)
1.	Income from Operations						
	(a) Net Sales / Income from Operations (Net of excise duty)	43445.72	53008.06	31566.09	137025.55	100048.34	145672.50
	(b) Other Operating Income	0.27	241.99	14.38	1806.78	1872.80	2449.65
	Total income from operations (Net)	43445.99	53250.04	31580.47	138832.33	101921.14	148122.15
2.	Expenses						
	(a) Cost of materials consumed	25994.57	4300.15	40119.26	44527.60	50318.16	151779.23
	(b) Purchases of stock-in-trade	1604.06	287.26	1059.45	2235.31	1899.27	2468.19
	(c) Changes in inventories of finished goods, work-in -progress and stock-in-trade	13455.25	45225.36	(20325.44)	79210.10	26161.72	(52175.74)
	(d) Employees benefits expense	1761.47	1493.46	1533.67	4843.24	3981.50	7109.64
	(e) Depreciation and amortisation expense	1801.31	1609.6	1875.42	5237.43	4537.08	7675.91
	(f) Other expenses	4613.413	3262.177	3932.51	11421.81	9172.86	16812.41
	(g) Off-season Expenses(Net)	(965.04)	(3466.17)	953.21	(6423.17)	(4298.55)	0.00
	Total expenses	48265.53	52711.84	29148.08	141052.32	91772.04	133669.84
3.	Profit / (Loss) from operations before other income, finance costs and exceptional items (1-2)	(4819.54)	538.20	2432.39	(2219.99)	10149.10	14452.31
4.	Other Income	49.90	91.63	266.33	208.99	361.72	739.18
5.	Profit / (Loss) from ordinary activities before finance costs and exceptional items (3+4)	(4769.64)	629.83	2698.72	(2011.00)	10510.82	15191.49
6.	Finance costs	2702.27	3988.66	1937.81	11416.95	7290.56	11266.73
7.	Profit / (Loss) from ordinary activities after finance costs but before exceptional items (5-6)	(7471.91)	(3,358.83)	760.91	(13,427.95)	3220.26	3924.76
8.	Exceptional Items (Net - Gain/(Loss)) : -						
	Investments write-off/Differential Cane Price	-	-	-	-	-	(818.64)
	Less: - Transferred from general reserve	-	-	-	-	-	818.64
9.	Profit / (Loss) from ordinary activities before tax (7-8)	(7471.91)	(3,358.83)	760.91	(13,427.95)	3220.26	3924.76
10.	Tax expense						
	Current Tax (including MAT)	-	-	152.18	-	844.05	597.00
	Less: MAT credit entitlement	-	-	(152.18)	-	(644.05)	(595.00)
	Deferred Tax Liability/(Assel)	-	-	228.27	(558.96)	966.08	1651.88
11.	Profit / (Loss) from ordinary activities after tax (9-10)	(7471.91)	(3,358.83)	532.64	(12,868.99)	2254.18	2270.88
12.	Extraordinary items (net of tax expense ₹ Nil)	-	-	-	-	-	-
13.	Net Profit / (Loss) for the period (11-12)	(7471.91)	(3,358.83)	532.64	(12,868.99)	2254.18	2270.88
14.	Share of (Profit) / Loss of associates	-	-	-	-	-	-
15.	Minority interest	-	-	-	-	-	-
16.	Net Profit (+) / Loss (-) after taxes, share of profit/(loss) of associates and minority interest (13-14-15)	(7471.91)	(3,358.83)	532.64	(12,868.99)	2254.18	2270.88
17.	(a) Paid-up Equity Share Capital (Face Value per Share ₹ 10/-Each)	5721.49	5721.49	5390.60	5721.49	5390.60	5390.60
	(b) Equity share capital pending for allotment	-	-	-	-	-	330.90
18.	Reserves excluding Revaluation Reserves as per balance sheet of previous accounting year	-	-	-	-	-	40370.00
19.	Earnings per share (before extraordinary items) (of ₹ 10/- each) (not annualised) :						
	a) Basic	(13.13)	(5.96)	0.97	(22.72)	4.15	3.61
	b) Diluted	(13.13)	(5.96)	0.97	(22.72)	4.15	3.61
	ii Earnings per share (after extraordinary items) (of ₹ 10/- each) (not annualised) :						
	a) Basic	(13.13)	(5.96)	0.97	(22.72)	4.15	3.61
	b) Diluted	(13.13)	(5.96)	0.97	(22.72)	4.15	3.61





PART -II

A of Shareholding							
1	Public Shareholding						
	- No. of Shares	2,66,49,135	2,66,49,135	2,37,65,175	2,66,49,135	2,37,65,175	2,35,15,175
	- Percentage of Shareholding	46.58%	46.58%	44.09%	46.58%	44.09%	43.62%
2	Promoter and Promoter Group Shareholding:						
(a)	Pledged / Encumbered						
	- No. of Shares	55,25,000	26,25,000	97,74,431	55,25,000	97,74,431	97,74,431
	- Percentage of Shares(as a % of the Total Shareholding of the Promoter and Promoter Group)	18.08%	8.59%	32.43%	18.08%	32.43%	32.16%
	- Percentage of Shares(as a % of the Total Share Capital of the Company)	9.65%	4.59%	18.13%	9.65%	18.13%	18.13%
(b)	Non-encumbered						
	- No. of Shares	2,50,40,800	2,79,40,800	2,03,66,369	2,50,40,800	2,03,66,369	2,06,16,369
	- Percentage of Shares(as a % of the Total Shareholding of the Promoter and Promoter Group)	81.92%	91.41%	67.57%	81.92%	67.57%	67.84%
	- Percentage of Shares(as a % of the Total Share Capital of the Company)	43.77%	48.83%	37.78%	43.77%	37.78%	38.25%

B	Investor Complaints	Quarter ended
	Particulars	Dec., 2013
	Pending at the beginning of the quarter	Nil
	Received during the quarter	68
	Disposed of during the quarter	68
	Remaining unresolved at the end of the quarter	Nil

NOTES:

1	The above financial results were reviewed by the Audit Committee and approved by the Board of Directors in their respective meetings held on 13th February, 2014.						
2	The Statutory Auditors have carried out the Limited Review of the above financial results.						
3	Consequent upon the merger of J K Sugar Ltd. with the company, the financial statements of the Company for the quarter and nine months ended 31st December, 2012 as earlier approved by the Board of Directors without affecting the scheme of merger are not comparable with the figures for the quarter and nine months ended 31st December, 2013.						
4	Sugar being a seasonal industry, the performance of the quarter may not be representative of the annual performance of the Company.						
5	The Standalone and Consolidated Financial results of the company for the quarter and nine months ended 31st December, 2013 are available on the company's website www.dhampur.com. Standalone information is as under:						
SI. No	Particulars	Quarter Ended			Nine Months Ended		Year Ended
		Dec., 13 (Unaudited)	Sep., 13 (Unaudited)	Dec., 12 (Unaudited)	Dec., 13 (Unaudited)	Dec., 12 (Unaudited)	Mar., 13 (Audited)
a	Total Revenue	43250.87	53246.81	31580.47	138627.06	101921.14	148122.15
b	Profit Before Tax	(7401.66)	(3,350.35)	760.91	(13,315.16)	3220.26	3929.76
c	Profit After Tax	(7401.66)	(3,350.35)	532.64	(12,756.20)	2254.18	2275.88
5	Figures for the previous corresponding periods have been regrouped, wherever considered necessary.						



**QUARTERLY REPORTING OF SEGMENT WISE REVENUE, RESULTS AND CAPITAL EMPLOYED
UNDER CLAUSE 41 OF LISTING AGREEMENT**

Sl. No.	Particulars	Quarter Ended			Nine Months Ended		Year Ended
		Dec.,13 (Unaudited)	Sep.,13 (Unaudited)	Dec.,12 (Unaudited)	Dec.,13 (Unaudited)	Dec.,12 (Unaudited)	Mar.,13 (Audited)
1	Segment Revenue (Net of Excise & Other Taxes)						
	a) Sugar	37595.43	44123.36	28563.44	111540.34	79287.44	116551.20
	b) Power	5888.55	2962.49	10459.86	15226.28	16835.49	35516.13
	c) Chemicals / Ethanol	10256.81	10058.52	4659.14	31511.46	21235.01	30593.78
	d) Others	2259.34	461.68	407.40	1543.27	806.80	1462.04
	Total	56000.13	57606.05	44089.84	159821.35	118164.74	184123.15
	Less : Inter Segment Revenue (Net of Excise)	12554.41	4597.99	12523.75	22795.80	18116.40	38450.65
	Net Sales / Income from Operation	43445.72	53008.06	31566.09	137025.55	100048.34	145672.50
2	Segment Results (Net Profit(+)/Loss(-) before Tax & Interest from each Segment)						
	a) Sugar	(7181.57)	(904.02)	(1061.54)	(6,295.15)	3994.99	1983.78
	b) Power	1700.65	385.93	3614.22	3617.79	4517.61	11165.19
	c) Chemicals / Ethanol	1207.97	1620.62	509.13	3990.49	3131.32	3690.38
	d) Others	(70.06)	(19.63)	18.29	(103.78)	33.41	59.98
	Total	(4343.01)	1032.90	3080.10	(790.65)	11677.33	16899.33
	Less : Interest	2702.27	3988.66	1937.81	11416.95	7290.56	11266.73
	Less : Other Unallocable Expenses Net of Unallocable Income	(426.63)	(403.07)	(381.38)	(1220.35)	(1166.51)	(1707.84)
	Net Profit(+)/Loss(-) before Tax	(7471.91)	(3358.83)	760.91	(13427.95)	3220.26	3924.76
3	Capital Employed (Segment Assets - Segment Liabilities)						
	a) Sugar	83036.74	87244.89	54152.37	83036.74	54152.37	117173.00
	b) Power	51279.22	49026.08	53164.63	51279.22	53164.63	54437.00
	c) Chemicals / Ethanol	21766.98	21630.63	19836.58	21766.98	19836.58	20738.00
	d) Others	1367.94	1150.61	120.20	1367.94	120.20	1162.00
	Total	157450.88	159052.21	127273.78	157450.88	127273.78	193510.00

Place : New Delhi

Dated : 13th February, 2014

V.K. Goel
Chairman

Place : Kanpur

Dated : 13th February, 2014



This is the statement referred to in our Review report of even date
For S. Vaish & Co. For Mittal Gupta & Co.

(S.P. Agrawal)
Partner

Chartered Accountants

(B.L. Gupta)
Partner

Chartered Accountants



S. VAISH & CO.
Chartered Accountants
G-1, Akash Ganga
15/96, Civil Lines
KANPUR – 208 001

MITTAL GUPTA & CO.
Chartered Accountants
14, Ratan Mahal
15/197, Civil Lines
KANPUR – 208 001

REVIEW REPORT
TO THE BOARD OF DIRECTORS OF
DHAMPUR SUGAR MILLS LIMITED

We have reviewed the accompanying statement of unaudited financial results of Dhampur Sugar Mills Limited for the nine months ended 31st December, 2013 except for the disclosures regarding 'Public Shareholding' and 'Promoter and Promoter Group Shareholding' which have been traced from disclosures made by the management and have not been audited by us. This statement is the responsibility of the Company's Management and has been approved by the Board of Directors. Our responsibility is to issue a report on these financial statements based on our review.

We conducted our review in accordance with the Standard on Review Engagement (SRE) 2410, engagements to Review Financial Statements issued by the Institute of Chartered Accountants of India. This standard requires that we plan and perform the review to obtain moderate assurance as to whether the financial statements are free of material misstatement. A review is limited primarily to inquiries of company personnel and analytical procedures applied to financial data and thus provide less assurance than an audit. We have not performed an audit and accordingly, we do not express an audit opinion.

We did not review the financial statements of Meerganj unit whose financial statements reflect total assets of Rs. 185.16 Crores as at 31st December, 2013 and total revenue of Rs. 130.89 Crores during the nine months. The financial statements of Meerganj unit are reviewed by the other auditors. In conduct of our audit, we have taken note of accounts reviewed by other auditors.


Based on our review conducted as above, nothing has come to our attention that causes us to believe that the accompanying statement of unaudited financial results prepared in accordance with applicable accounting standards and other recognized accounting practices and policies together with the notes thereon has not disclosed the information required to be disclosed in terms of Clause 41 of the Listing Agreement including the manner in which it is to be disclosed, or that it contains any material misstatement.

For S. VAISH & CO.,



(S. P. AGRAWAL)
PARTNER

Chartered Accountants
Membership No. 07269
FRN 00001C




For MITTAL GUPTA & CO.,



(B. L. GUPTA)
PARTNER

Chartered Accountants
Membership No. 073794
FRN 01874C



PLACE: KANPUR
Dated: 13th February, 2014



DHAMPUR SUGAR MILLS LIMITED

UNAUDITED STANDALONE FINANCIAL RESULTS FOR THE THIRD QUARTER ENDED 31.12.2013

PART - I

Sl. No.	Particulars	Quarter Ended			Nine Months Ended		Year Ended
		Dec.,13 (Unaudited)	Sep.,13 (Unaudited)	Dec.,12 (Unaudited)	Dec.,13 (Unaudited)	Dec.,12 (Unaudited)	Mar.,13 (Audited)
1.	Income from operations						
	(a) Net Sales / Income from Operations (Net of excise duty)	43250.60	53004.83	31566.09	138820.28	100048.34	145672.50
	(b) Other Operating Income	0.27	241.98	14.38	1806.78	1872.80	2449.65
	Total income from operations (net)	43250.87	53246.81	31580.47	138627.06	101921.14	148122.15
2.	Expenses						
	(a) Cost of materials consumed	25994.57	4300.15	40119.26	44527.60	50318.16	151779.23
	(b) Purchases of stock-in-trade	1096.27	314.03	1059.45	1754.29	1899.27	2468.19
	(c) Changes in inventories of finished goods, work-in-progress and stock-in-trade	13758.34	45225.36	(20325.44)	79513.19	26161.72	(52175.74)
	(d) Employees benefits expense	1749.26	1481.50	1533.67	4806.57	3981.50	7109.84
	(e) Depreciation and amortisation expense	1801.81	1609.60	1875.42	5237.43	4537.08	7675.91
	(f) Other expenses	4559.22	3235.51	3932.51	11292.02	9172.86	16807.41
	(g) Off-season Expenses(Net)	(965.04)	(3466.17)	953.21	(6423.17)	(4298.55)	0.00
	Total expenses	47994.43	52699.98	29148.08	140707.93	91772.04	133664.84
3.	Profit / (Loss) from operations before other income, finance costs and exceptional items (1-2)	(4743.56)	546.83	2432.39	(2080.87)	10149.10	14457.31
4.	Other Income	44.17	91.48	266.33	182.66	361.72	739.18
5.	Profit / (Loss) from ordinary activities before finance costs and exceptional items (3+4)	(4699.39)	638.31	2698.72	(1898.21)	10510.82	15196.49
6.	Finance costs	2702.27	3986.66	1937.81	11416.95	7290.56	11266.73
7.	Profit / (Loss) from ordinary activities after finance costs but before exceptional items (5-6)	(7401.66)	(3350.35)	760.91	(13315.16)	3220.26	3929.76
8.	Exceptional items {Net - Gain/(Loss)} :- Investments write-off	-	-	-	-	-	(816.64)
	Less:- Transferred from General Reserve	-	-	-	-	-	816.64
9.	Profit / (Loss) from ordinary activities before tax (7-8)	(7401.66)	(3350.35)	760.91	(13315.16)	3220.26	3929.76
10.	Tax expenses						
	Current Tax (including MAT)	-	-	152.18	-	644.05	597.00
	Less: MAT credit entitlement	-	-	(152.18)	-	(644.05)	(595.00)
	Deferred Tax Liability/(Asset)	-	-	228.27	(558.96)	966.08	1651.88
11.	Profit / (Loss) from ordinary activities after tax (9-10)	(7401.66)	(3350.35)	532.64	(12756.20)	2254.18	2275.88
12.	Extraordinary items (net of tax expense ₹ Nil)	-	-	-	-	-	-
13.	Net Profit / (Loss) for the period (11-12)	(7401.66)	(3350.35)	532.64	(12756.20)	2254.18	2275.88
14.	(a) Paid-up Equity Share Capital (Face Value per Share ₹ 10/-Each)	5721.49	5721.49	5390.60	5721.49	5390.60	5390.60
	(b) Equity share capital pending for allotment	-	-	-	-	-	330.90
15.	Reserves excluding Revaluation Reserves as per balance sheet of previous accounting year	-	-	-	-	-	40384.00
16.	Earnings per share (before extraordinary items) (of ₹ 10/- each) (not annualised) :						
	a) Basic	(13.01)	(5.94)	0.97	(22.52)	4.15	3.62
	b) Diluted	(13.01)	(5.94)	0.97	(22.52)	4.15	3.62
	Earnings per share (after extraordinary items) (of ₹ 10/- each) (not annualised) :						
	a) Basic	(13.01)	(5.94)	0.97	(22.52)	4.15	3.62
	b) Diluted	(13.01)	(5.94)	0.97	(22.52)	4.15	3.62



PART -II


A Particulars of Shareholding

1	Public Shareholding						
	- No. of Shares	26649135	26649135	23765175	26649135	23765175	23515175
	- Percentage of Shareholding	46.58%	46.58%	44.09%	46.58%	44.09%	43.62%
2	Promoter and Promoter Group Shareholding:						
(a)	Pledged / Encumbered						
	- No. of Shares	5525000	2625000	9774431	5525000	9774431	9774431
	- Percentage of Shares(as a % of the Total Shareholding of the Promoter and Promoter Group)	18.08%	8.59%	32.43%	18.08%	32.43%	32.16%
	- Percentage of Share(as a % of the Total Share Capital of the Company)	9.65%	4.59%	18.13%	9.65%	18.13%	18.13%
(b)	Non-encumbered						
	- No. of Shares	25040800	27940800	20386369	25040800	20386369	20616369
	- Percentage of Shares(as a % of the Total Shareholding of the Promoter and Promoter Group)	81.92%	91.41%	67.57%	81.92%	67.57%	67.84%
	- Percentage of Share(as a % of the Total Share Capital of the Company)	43.77%	48.83%	37.78%	43.77%	37.78%	38.25%

B	Investor Complaint(s)	Quarter ended
	Particulars	Dec., 2013
	Pending at the beginning of the quarter	Nil
	Received during the quarter	68
	Disposed of during the quarter	68
	Remaining unresolved at the end of the quarter.	Nil

NOTES:

1	The above financial results were reviewed by the Audit Committee and approved by the Board of Directors in their respective meetings held on 13th February, 2014.
2	The Statutory Auditors have carried out the Limited Review of the above financial results.
3	Consequent upon the merger of JK Sugar Ltd. with the company, the financial statements of the Company for the quarter and nine months ended 31st December, 2012 as earlier approved by the Board of Directors without effecting the scheme of merger are not comparable with the figures for the quarter and nine months ended 31st December, 2013.
4	Sugar being a seasonal industry, the performance of the quarter may not be representative of the annual performance of the Company.
5	Figures for the previous corresponding periods have been regrouped, wherever considered necessary.



QUARTERLY REPORTING OF SEGMENT WISE REVENUE, RESULTS AND CAPITAL EMPLOYED

UNDER CLAUSE 41 OF LISTING AGREEMENT

Sl.	Particulars	Quarter Ended			Nine Months Ended		Year Ended
		Dec.,13 (Unaudited)	Sep.,13 (Unaudited)	Dec.,12 (Unaudited)	Dec.,13 (Unaudited)	Dec.,12 (Unaudited)	Mar.,13 (Audited)
1	Segment Revenue (Net of Excise duty)						
	a) Sugar	37595.43	44123.36	28563.44	111540.34	79287.44	116551.20
	b) Power	5886.55	2962.49	10459.86	15226.28	16835.49	35516.13
	c) Chemicals / Ethanol	10256.81	10058.52	4659.14	31511.46	21235.01	30593.78
	d) Others	646.78	313.45	407.40	1338.00	806.80	1462.04
	Total	54387.57	57457.82	44089.84	159616.08	118164.74	184123.15
	Less : Inter Segment Revenue (Net of Excise)	11136.97	4452.99	12523.75	22795.80	18116.40	38450.65
	Net Sales / Income from Operation	43250.60	53004.83	31566.09	136820.28	100048.34	145672.50
2	Segment Results (Net Profit(+)/Loss(-) before Tax & Interest from each Segment)						
	a) Sugar	(7181.57)	(904.02)	(1061.54)	(8295.15)	3994.98	1983.78
	b) Power	1700.65	335.93	3614.22	3617.79	4517.61	11165.19
	c) Chemicals / Ethanol	1207.97	1620.92	509.13	3990.49	3131.32	3690.38
	d) Others	(49.81)	(23.65)	18.29	(53.49)	33.41	64.98
	Total	(4322.76)	1028.88	3080.10	(740.36)	11677.33	16904.33
	Less : Interest	2702.27	3988.66	1937.81	11416.95	7280.58	11266.73
	Less : Other Unallocable Expenses Net of Unallocable income	(376.83)	(390.57)	(381.38)	(1157.85)	(1166.51)	(1707.84)
	Net Profit (+) / Loss(-) before Tax	(7401.66)	(3350.35)	760.91	(13315.18)	3220.26	3929.76
3	Capital Employed (Segment Assets - Segment Liabilities)						
	a) Sugar	83036.74	87244.89	54149.02	83036.74	54149.02	117173.00
	b) Power	51279.22	49026.08	53164.63	51279.22	53164.63	54437.00
	c) Chemicals / Ethanol	21766.98	21630.63	19836.58	21766.98	19836.58	20738.00
	d) Others	379.11	123.61	120.20	379.11	120.20	96.00
	Total	156462.05	158025.21	127270.43	156462.05	127270.43	192444.00

For Dhampur Sugar Mills Ltd.

Place : New Delhi
Dated : 13th February, 2014

V.K. Goel
Chairman

This is the statement referred to in our Review report of even date
For S. Vaish & Co. For Mittal Gupta & Co.

Place : Kanpur
Dated : 13th February, 2014

(S.P. Agrawal)
Partner
Chartered Accountants

(B.L. Gupta)
Partner
Chartered Accountants

