



INDEPENDENT AUDITORS' REPORT

The Board of Directors of
Hitech Plast Limited

Report on the Financial Statements

We have audited the quarterly financial results of Hitech Plast Limited ('the Company') for the quarter ended 31 December 2013 and the year to date financial results for the period from 1 April 2013 to 31 December 2013, attached herewith, being submitted by the Company pursuant to the requirement of Clause 41 of the Listing Agreement, except for the disclosures regarding 'Public Shareholding' and 'Promoter and Promoter Group Shareholding' which have been traced from disclosures made by the Management and have not been audited by us.

Management's Responsibility for the Financial Statements

These quarterly financial results have been prepared on the basis of the interim financial statements, which are the responsibility of the Company's management. These interim financial statements have been prepared in accordance with the recognition and measurement principles laid down in Accounting Standard (AS) 25, Interim Financial Reporting, issued pursuant to the Companies (Accounting Standards) Rules, 2006 as per Section 211 (3C) of the Companies Act, 1956 which, as per a clarification issued by the Ministry of Corporate Affairs, continues to apply under Section 133 of the Companies Act, 2013 (which has superseded Section 211 (3C) of the Companies Act, 1956 w.e.f. 12 September 2013) and other accounting principles generally accepted in India. This responsibility includes the design, implementation and maintenance of internal control relevant to the preparation and presentation of the financial statements that are free from material misstatement, whether due to fraud or error.

Auditor's Responsibility

Our responsibility is to express an opinion on these financial results based on our audit of such interim financial statements. We conducted our audit in accordance with auditing standards generally accepted in India. Those standards require that we plan and perform the audit to obtain reasonable assurance about whether the financial results are free of material misstatement(s).

An audit includes examining, on a test basis, evidence supporting the amounts disclosed as financial results. An audit also includes assessing the accounting principles used and significant estimates made by management. We believe that our audit provides a reasonable basis for our opinion.

An audit includes performing procedures to obtain audit evidence about the amounts and disclosures in the financial statements. The procedures selected depend on the auditor's judgment, including the assessment of the risks of material misstatement of the financial statements, whether due to fraud or error. In making those risk assessments, the auditor considers internal control relevant to the Company's preparation and fair presentation of the financial statements in order to design audit procedures that are appropriate in the circumstances. An



audit also includes evaluating the appropriateness of accounting policies used and the reasonableness of accounting estimates made by management, as well as evaluating the overall presentation of the financial statements.

We believe that the audit evidence we have obtained is sufficient and appropriate to provide a basis for our audit opinion.

Opinion

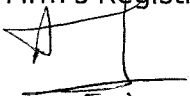
In our opinion and to the best of our information and according to the explanations given to us these quarterly financial results:

- (ii) are presented in accordance with the requirements of Clause 41 of the Listing Agreement in this regard; and
- (ii) give a true and fair view of the net profit and other financial information for the quarter ended 31 December 2013 and the year to date financial results for the period from 1 April 2013 to 31 December 2013

Report on Other Legal and Regulatory Requirements

Further, we also report that we have, on the basis of the books of account and other records and information and explanations given to us by the management, also verified the number of shares as well as percentage of shareholdings in respect of aggregate amount of public shareholdings, as furnished by the Company in terms of Clause 35 of the Listing Agreement and found the same to be correct.

FOR SHAH & CO.
CHARTERED ACCOUNTANTS
Firm's Registration No: 109430W



ASHISH SHAH
PARTNER
Membership No: 103750



Mumbai, February 13, 2014

HITECH PLAST LIMITED

Regd. Office: C/130, Solaris, Building No. 1, Opp. L & T Gate No. 6, Powai, Mumbai - 400 072.

www.hitechplast.in

AUDITED FINANCIAL RESULTS FOR THE QUARTER AND NINE MONTHS ENDED 31ST DECEMBER, 2013

(₹ in Lacs, except per share data)

Part I

Sr. No.	Particulars	Quarter ended			Nine months ended		Year Ended
		31.12.2013	30.09.2013	31.12.2012	31.12.2013	31.12.2012	31.03.2013
		(Audited)	(Audited)	(Audited)	(Audited)	(Audited)	(Audited)
1	Income from operations						
	(a) Net Sales / Income from operations (Net of Excise Duty)	7,165.82	6,755.52	6,319.02	20,002.05	19,072.85	25,420.37
	(b) Other Operating Income	26.40	37.20	23.67	127.80	85.82	173.21
	Total income from operations (net)	7,192.22	6,792.72	6,342.69	20,129.85	19,158.67	25,593.58
2	Expenses						
	(a) Cost of materials consumed	4,711.30	4,754.39	4,050.14	13,537.06	12,427.40	16,602.91
	(b) Changes in inventories of finished goods and work-in-progress	108.05	(187.71)	198.81	(123.40)	109.41	296.93
	(c) Employee benefits expense	369.47	371.66	369.74	1,114.62	1,096.34	1,421.77
	(d) Depreciation and amortisation expense	251.48	250.35	211.35	743.88	609.08	809.91
	(e) Other expenses	1,183.07	1,175.09	1,091.97	3,475.90	3,226.50	4,363.92
	Total expenses	6,623.37	6,363.78	5,922.01	18,748.06	17,468.73	23,495.44
3	Profit from operations before other income, finance costs and exceptional items (1-2)	568.85	428.94	420.68	1,381.79	1,689.94	2,098.14
4	Other Income	4.44	7.53	5.53	16.24	33.60	43.37
5	Profit from ordinary activities before finance costs and exceptional items (3 + 4)	573.29	436.47	426.21	1,398.03	1,723.54	2,141.51
6	Finance costs	365.18	356.93	314.75	1,033.92	985.76	1,291.11
7	Profit / (Loss) from ordinary activities after finance costs but before exceptional items (5 - 6)	208.11	79.54	111.46	364.11	737.78	850.40
8	Exceptional Items	-	-	-	-	-	-
9	Profit from Ordinary Activities before tax (7-8)	208.11	79.54	111.46	364.11	737.78	850.40
10	Tax Expenses :						
	a) Current Tax	75.55	35.43	(43.06)	126.28	131.39	67.62
	b) Deferred Tax	(26.40)	(17.75)	(1.61)	(30.55)	(5.02)	80.61
	c) MAT Credit of Earlier Years	(80.42)	14.52	-	(80.42)	-	-
	d) Short/(Excess) Tax Provision for Earlier Years	107.88	-	-	107.88	-	-
11	Net Profit from Ordinary Activities after tax (9-10)	131.50	47.34	156.13	240.92	611.41	702.17
12	Extraordinary Item (Net of Tax Expense ₹ Nil)	-	-	-	-	-	-
13	Net Profit for the period (11-12)	131.50	47.34	156.13	240.92	611.41	702.17
14	Paid-up Equity Share Capital (Face Value of ₹10 per Share)	1,317.57	1,317.57	1,317.57	1,317.57	1,317.57	1,317.57
15	Reserve excluding Revaluation Reserve as per Balance Sheet of previous accounting year	-	-	-	-	-	6,885.19
16	(i) Earnings per share (before extraordinary items) (of ₹ 10/- each) (not annualised): Basic & Diluted EPS	1.00	0.36	1.18	1.83	4.64	5.33
	(ii) Earnings per share (after extraordinary items) (of ₹ 10/- each) (not annualised): Basic & Diluted EPS	1.00	0.36	1.18	1.83	4.64	5.33

Part II SELECT INFORMATION FOR THE QUARTER AND NINE MONTHS ENDED 31ST DECEMBER, 2013

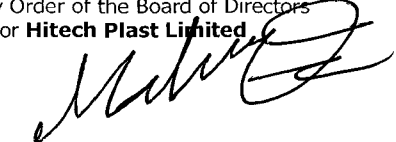
Sr. No.	Particulars	Quarter ended			Nine months ended		Year Ended
		31.12.2013	30.09.2013	31.12.2012	31.12.2013	31.12.2012	31.03.2013
		(Audited)	(Audited)	(Audited)	(Audited)	(Audited)	(Audited)
A	PARTICULARS OF SHAREHOLDING						
1	Public Shareholding :						
	Number of Shares	4,391,220	4,391,220	4,391,220	4,391,220	4,391,220	4,391,220
	Percentage of Shareholding	33.33	33.33	33.33	33.33	33.33	33.33
2	Promoters and promoter group shareholding						
	a) Pledged / Encumbered						
	- Number of shares	-	-	-	-	-	-
	- Percentage of shares (as a % of the total shareholding of promoter and promoter group)	-	-	-	-	-	-
	- Percentage of shares (as a % of the total share capital of the company)	-	-	-	-	-	-
	b) Non-encumbered						
	- Number of shares	8,784,480	8,784,480	8,784,480	8,784,480	8,784,480	8,784,480
	- Percentage of shares (as a % of the total shareholding of promoter and promoter group)	100.00	100.00	100.00	100.00	100.00	100.00
	- Percentage of shares (as a % of the total share capital of the company)	66.67	66.67	66.67	66.67	66.67	66.67

Particulars	Quarter ended 31.12.2013
B INVESTOR COMPLAINTS	
Pending at the beginning of the quarter	Nil
Received during the quarter	7
Disposed of during the quarter	7
Remaining unresolved at the end of the quarter	Nil

Notes:

1. The above audited financial results have been reviewed by the Audit Committee, and approved by the Board of Directors of the Company at their Meeting held on 13th February, 2014.
2. As the Company's business activity falls within a single primary business segment viz., "Plastic Containers", the disclosure requirements of Accounting Standard (AS-17) "Segment Reporting", as prescribed in the Companies (Accounting Standards) Rules, 2006, is not applicable. The capital employed in the reportable segment was ₹ 15,345.51 lacs as on 31st December,2013 (₹ 15,427.69 lacs as on 31st December,2012).
3. The previous period figures have been regrouped, wherever required.

By Order of the Board of Directors
For **Hitech Plast Limited**



Malav A. Dani
Managing Director

Mumbai, 13th February, 2014.



The Board of Directors,
Hitech Plast Limited
MUMBAI

**LIMITED REVIEW REPORT OF THE UNAUDITED CONSOLIDATED FINANCIAL RESULT
OF HITECH PLAST LIMITED FOR THE QUARTER AND NINE MONTHS ENDED 31ST
DECEMBER 2013.**


We have reviewed the accompanying statement of unaudited consolidated financial results of Hitech Plast Limited for the quarter and nine months ended 31st December 2013 except for the disclosures regarding 'Public Shareholding' and 'Promoter and Promoter Group Shareholding' which have been traced from disclosures made by the management and have not been audited by us. This statement is the responsibility of the Company's Management and has been approved by the Board of Directors/ committee of Board of Directors. Our responsibility is to issue a report on these financial statements based on our review.

We conducted our review in accordance with the Standard on Review Engagement (SRE) 2410, "Review of Interim Financial Information Performed by the Independent Auditor of the Entity", issued by the Institute of Chartered Accountants of India. This standard requires that we plan and perform the review to obtain moderate assurance as to whether the financial statements are free of material misstatement. A review is limited primarily to inquiries of company personnel and analytical procedures applied to financial data and thus provides less assurance than an audit. We have not performed an audit and accordingly, we do not express an audit opinion.

Based on our review conducted as above, nothing has come to our attention that causes us to believe that the accompanying statement of unaudited consolidated financial results prepared in accordance with applicable accounting standards referred to in Section 211 (3C) of the Companies Act, 1956 and other recognised accounting practices and policies has not disclosed the information required to be disclosed in terms of Clause 41 of the Listing Agreement with stock exchanges including the manner in which it is to be disclosed, or that it contains any material misstatement.

FOR SHAH & CO.,
CHARTERED ACCOUNTANTS
FRN 109430W

ASHISH H SHAH
PARTNER
Membership Number 103750



Mumbai, February 13, 2014

HITECH PLAST LIMITED

Regd. Office: C/130, Solaris, Building No. 1, Opp. L & T Gate No. 6, Powai, Mumbai - 400 072.

www.hitechplast.in

UNAUDITED CONSOLIDATED FINANCIAL RESULTS FOR THE QUARTER AND NINE MONTHS ENDED 31ST DECEMBER, 2013

(₹ in Lacs, except per share data)

Part I

Sr. No.	Particulars	Quarter ended			Nine months ended		Year Ended
		31.12.2013	30.09.2013	31.12.2012	31.12.2013	31.12.2012	31.03.2013
		Unaudited	Unaudited	Unaudited	Unaudited	Unaudited	Audited
1	Income from operations						
	(a) Net Sales / Income from operations (Net of Excise Duty)	11,764.23	11,683.14	10,445.23	34,520.09	32,834.65	43,685.12
	(b) Other Operating Income	38.31	54.63	42.94	185.19	154.85	262.96
	Total income from operations (net)	11,802.54	11,737.77	10,488.17	34,705.28	32,989.50	43,948.08
2	Expenses						
	(a) Cost of materials consumed	7,861.14	8,046.21	6,736.40	23,391.99	21,223.93	28,478.72
	(b) Changes in inventories of finished goods and work-in-progress	(13.43)	(179.53)	305.20	(251.68)	307.94	560.56
	(c) Employee benefits expense	646.36	638.64	611.24	1,934.38	1,844.08	2,436.51
	(d) Depreciation and amortisation expense	466.71	467.26	443.43	1,392.13	1,305.29	1,728.96
	(e) Other expenses	1,954.44	1,988.82	1,853.12	5,891.37	5,866.64	7,851.98
	Total expenses	10,915.22	10,961.40	9,949.39	32,358.19	30,547.88	41,056.73
3	Profit from operations before other income, finance costs and exceptional items (1-2)	887.32	776.37	538.78	2,347.09	2,441.62	2,891.35
4	Other Income	12.62	13.30	28.89	37.27	116.36	202.81
5	Profit from ordinary activities before finance costs and exceptional items (3 + 4)	899.94	789.67	567.67	2,384.36	2,557.98	3,094.16
6	Finance costs	458.39	457.98	440.60	1,328.95	1,423.98	1,830.42
7	Profit / (Loss) from ordinary activities after finance costs but before exceptional items (5 - 6)	441.55	331.69	127.07	1,055.41	1,134.00	1,263.74
8	Exceptional Items					-	
9	Profit from Ordinary Activities before tax (7-8)	441.55	331.69	127.07	1,055.41	1,134.00	1,263.74
10	Tax Expenses :						
	a) Current Tax	167.29	146.37	(141.57)	420.21	229.93	176.22
	b) Deferred Tax	(51.67)	(43.74)	(24.42)	(103.77)	(29.45)	49.44
	c) MAT Credit	(80.42)	14.52	-	(80.42)	-	-
	d) Short/(Excess) Tax Provision for Earlier Years	138.61	-	-	213.96	-	-
11	Net Profit from Ordinary Activities after tax (9-10)	267.74	214.54	293.06	605.43	933.52	1,038.08
12	Extraordinary Item (Net of Tax Expense ₹ Nil)					-	-
13	Net Profit for the period (11-12)	267.74	214.54	293.06	605.43	933.52	1,038.08
14	Minority interest	54.48	66.89	54.77	145.80	128.84	134.36
15	Net Profit / (Loss) after taxes and minority interest	213.26	147.65	238.29	459.63	804.68	903.72
16	Paid-up Equity Share Capital (Face Value of ₹ 10 per Share)	1,317.57	1,317.57	1,317.57	1,317.57	1,317.57	1,317.57
17	Reserve excluding Revaluation Reserve as per Balance Sheet of previous accounting year)						8,143.28
18	(i) Earnings per share (before extraordinary items) (of ₹ 10/- each) (not annualised):						
	Basic & Diluted EPS	1.62	1.12	1.81	3.49	6.11	6.86
	(ii) Earnings per share (after extraordinary items) (of ₹ 10/- each) (not annualised):						
	Basic & Diluted EPS	1.62	1.12	1.81	3.49	6.11	6.86

Part II SELECT INFORMATION FOR THE QUARTER AND NINE MONTHS ENDED 31ST DECEMBER, 2013

Sr. No.	Particulars	Quarter ended			Nine months ended		Year Ended
		31.12.2013	30.09.2013	31.12.2012	31.12.2013	31.12.2012	31.03.2013
		Unaudited	Unaudited	Unaudited	Unaudited	Unaudited	Audited
A	PARTICULARS OF SHAREHOLDING						
1	Public Shareholding :						
	Number of Shares	4,391,220	4,391,220	4,391,220	4,391,220	4,391,220	4,391,220
	Percentage of Shareholding	33.33	33.33	33.33	33.33	33.33	33.33
2	Promoters and promoter group shareholding						
	a) Pledged / Encumbered						
	- Number of shares	-	-	-	-	-	-
	- Percentage of shares (as a % of the total shareholding of promoter and promoter group)	-	-	-	-	-	-
	- Percentage of shares (as a % of the total share capital of the company)	-	-	-	-	-	-
	b) Non-encumbered						
	- Number of shares	8,784,480	8,784,480	8,784,480	8,784,480	8,784,480	8,784,480
	- Percentage of shares (as a % of the total shareholding of promoter and promoter group)	100.00	100.00	100.00	100.00	100.00	100.00
	- Percentage of shares (as a % of the total share capital of the company)	66.67	66.67	66.67	66.67	66.67	66.67

	Particulars	Quarter ended 31.12.2013
B	INVESTOR COMPLAINTS	
	Pending at the beginning of the quarter	Nil
	Received during the quarter	7
	Disposed of during the quarter	7
	Remaining unresolved at the end of the quarter	Nil

Notes:

1. The above unaudited consolidated financial results have been reviewed by the Audit Committee, and approved by the Board of Directors of the Company at their Meeting held on 13th February, 2014.
2. As the Company's business activity falls within a single primary business segment viz., "Plastic Containers", the disclosure requirements of Accounting Standard (AS-17) "Segment Reporting", as prescribed in the Companies (Accounting Standards) Rules, 2006, is not applicable. The capital employed in the reportable segment was ₹ 23,099.98 lacs as on 31st December, 2013 (₹ 23,540.45 lacs as on 31st December, 2012).
3. Principles of consolidation: The financial statements are prepared in accordance with the principles and procedures as set out in Accounting Standard 21 on "Consolidated Financial Statements" as prescribed in the Companies (Accounting Standards) Rules, 2006.
4. The consolidated accounts represent the accounts of the Company including its subsidiary company, namely Clear Mipak Packaging Solutions Limited.
5. The Company has opted to publish unaudited consolidated financial results, pursuant to option made available as per Clause 41 of the Listing Agreements. The audited standalone financial results are available on the Company's website viz. www.hitechplast.in and on the website of BSE (www.bseindia.com) and NSE (www.nseindia.com). Key standalone financial information is given below:

Particulars	Quarter ended			Nine Months ended		Year ended
	31.12.2013	30.09.2013	31.12.2012	31.12.2013	31.12.2012	31.03.2013
Income from Operations & Other Income	7,196.66	6,800.25	6,348.22	2,0146.09	19,192.27	25,636.95
Profit/(Loss) Before Tax	208.11	79.54	111.46	364.11	737.78	850.40
Profit/(Loss) After Tax	131.50	47.34	156.13	240.92	611.41	702.17
Earnings Per Share	1.00	0.36	1.18	1.83	4.64	5.33

6. The previous period figures have been regrouped wherever required.

By Order of the Board of Directors
For Hitech Plast Limited



Malav A. Dani
Managing Director

Mumbai, 13th February, 2014.