



JAYABHARAT CREDIT LIMITED

(Formerly : The Jayabharat Credit & Investment Co. Ltd.)



PART I							
Unaudited Results for the for the Quarter Ended 31/12/2013							
(Rs. in Lakhs)							
Sr.No	Particulars (Refer Notes Below)	Quarter Ended		Nine Months Ended		Year Ended	
		31.12.2013	30.09.2013	31.12.2012	31.12.2013	31.12.2012	31.03.2013
		(Unaudited)	(Unaudited)	(Unaudited)	(Unaudited)	(Unaudited)	(Audited)
1	Income from operations						
	(a) Net sales/ income from operations (Net of excise duty)	101.83	128.05	176.28	336.37	421.59	541.47
	(b) Other operating income	1.00	0.05	(0.33)	1.11	6.62	7.08
	Total income from operations (net)	102.83	128.10	175.95	337.48	428.21	548.55
2	Expenses						
	(a) Cost of materials consumed	-	-	-	-	-	-
	(b) Purchases of stock-in-trade	-	-	-	-	-	-
	(c) Changes in inventories of finished goods, work-in-progress and stock-in-trade	-	-	-	-	-	-
	(d) Employee benefits expense	8.67	19.71	14.51	51.27	48.18	64.49
	(e) Depreciation and amortisation expense	0.97	1.34	1.75	3.69	5.14	7.88
	(f) Other expenses	12.86	26.74	30.21	61.27	77.09	176.00
	Total expenses	22.50	47.79	46.47	116.23	130.41	248.37
3	Profit / (Loss) from operations before other income, finance costs and exceptional items (1-2)	80.33	80.31	129.48	221.25	297.80	300.18
4	Other income	0.17	-	0.29	0.17	0.29	36.10
5	Profit / (Loss) from ordinary activities before finance costs and exceptional items (3 ± 4)	80.50	80.31	129.77	221.42	298.09	336.28
6	Finance costs	85.07	85.75	133.28	255.80	321.31	356.73
7	Profit / (Loss) from ordinary activities after finance costs but before exceptional items (5 ± 6)	(4.57)	(5.44)	(3.51)	(34.38)	(23.22)	(20.45)
8	Exceptional items	-	-	-	-	-	-
9	Profit / (Loss) from ordinary activities before tax (7±8)	(4.57)	(5.44)	(3.51)	(34.38)	(23.22)	(20.45)
10	Tax expense	-	-	-	-	-	-
11	Net Profit / (Loss) from ordinary activities after tax(9±10)	(4.57)	(5.44)	(3.51)	(34.38)	(23.22)	(20.45)
12	Extraordinary items	-	-	-	-	-	-
13	Net Profit / (Loss) for the period (11 ± 12)	(4.57)	(5.44)	(3.51)	(34.38)	(23.22)	(20.45)
14	Share of profit / (loss) of associates*	0.00	-	-	-	-	-
15	Minority interest *	-	-	-	-	-	-
16	Net Profit / (Loss) after taxes, minority interest and share of profit / (loss) of associates (13 ± 14 ± 15) *	(4.57)	(5.44)	(3.51)	(34.38)	(23.22)	(20.45)
17	Paid-up equity share capital (50,00,000 shares of Rs. 10 each)	500.00	500.00	500.00	500.00	500.00	500.00
18	Reserve excluding Revaluation Reserves as per balance sheet of previous accounting year	-	-	-	-	-	1,333.49
19.i	Earnings per share (before extraordinary items) (of Rs. 10/- each) (not annualised):						
	(a) Basic & Diluted	(0.09)	(0.11)	(0.07)	(0.69)	(0.46)	(0.41)
19.ii	Earnings per share (after extraordinary items) (of Rs. 10/- each) (not annualised):						
	(a) Basic & Diluted	(0.09)	(0.11)	(0.07)	(0.69)	(0.46)	(0.41)

Notes :

- The above financial result for the quarter ended December,2013 were reviewed by the Audit Committee at the Meeting held on 14th February,2014, and the same is approved by the Board of Directors at the meeting held on 14th February,2014.
- The statutory Auditors of the Company have carried out a Limited review of the results for the quarter ended 31st December,2013.
- The figures for the corresponding period have been regrouped or recastified wherever necessary.


By order of the Board
JAYABHARAT CREDIT LIMITED

Arun Mittler
Director
New Delhi 14th February,2014



PART II							
Select Information for the Quarter Ended 31/12/2013							
	Particulars	3 months ended (31/12/2013)	Preceding 3 months ended (30/09/2013)	Corresponding 3 months ended (31/12/2012) in the previous year	Year to date figures for current period ended (31/12/2013)	Year to date figures for the previous year ended (31/12/2012)	Previous year ended (31/03/2013)
A	PARTICULARS OF SHAREHOLDING						
1	Public shareholding						
	- Number of shares	49,95,450	49,95,450	49,95,450	49,95,450	49,95,450	49,95,450
	- Percentage of shareholding	99.91	99.91	99.91	99.91	99.91	99.91
2	Promoters and Promoter Group Shareholding						
	a) Pledged / Encumbered						
	- Number of shares	0	0	0	0	0	0
	- Percentage of shares (as a % of the total shareholding of promoter and promoter group)	0	0	0	0	0	0
	- Percentage of shares (as a % of the total share capital of the company)	0	0	0	0	0	0
	b) Non - encumbered						
	- Number of shares	4550	4550	4550	4550	4550	4550
	- Percentage of shares (as a % of the total shareholding of the Promoter and Promoter group)	100	100	100	100	100	100
	- Percentage of shares (as a % of the total share capital of the company)	0.09	0.09	0.09	0.09	0.09	0.09

	Particulars	3 months ended (31/12/2013)
B	INVESTOR COMPLAINTS	
	Pending at the beginning of the quarter	NIL
	Received during the quarter	NIL
	Disposed of during the quarter	NIL
	Remaining unresolved at the end of the quarter	NIL



M. S.





SHARP & TANNAN
Chartered Accountants

LIMITED REVIEW REPORT FOR THE PERIOD ENDED 31st DECEMBER, 2013

We have reviewed the accompanying Statement of Unaudited Financial Results of **Jayabharat Credit Limited** for the period ended 31st December, 2013, *except for the disclosures regarding 'Public Shareholding' and 'Promoter and Promoter Group Shareholding' which have been traced from disclosures made by the management and have not been audited by us.* This Statement is the responsibility of the Company's Management and has been approved by the Board of Directors on 14th February, 2014. Our responsibility is to issue a report on these financial statements based on our review.

We conducted our review in accordance with the Standard on Review Engagement (SRE) 2410, *Review of Interim Financial Information Performed by the Independent Auditor of the Entity* issued by the Institute of Chartered Accountants of India. This Standard requires that we plan and perform the review to obtain moderate assurance as to whether the financial statements are free of material misstatement. A review is limited primarily to inquiries of company personnel and analytical procedures applied to financial data and thus provide less assurance than an audit. We have not performed an audit and accordingly, we do not express an audit opinion.

Based on our review conducted as above, nothing has come to our attention that causes us to believe that the accompanying Statement of Unaudited Financial Results prepared in accordance with applicable accounting standards and other recognized practices and policies, has not disclosed the information required to be disclosed in terms of Clause 41 of the Listing Agreement including the manner in which it is to be disclosed, or that it contains any material misstatement, *except non-compliance of prudential norms concerning income reversal and non-performing assets as required by the Reserve Bank of India amount of which has not been ascertained for the period ended 31st December, 2013 and its consequential effect on the Unaudited Financial Results for the period ended 31st December, 2013.*



SHARP & TANNAN
Chartered Accountants
Registration No.109982W
by the hand of

MILIND P. PHADKE
Partner

Membership No. 033013

Mumbai, 14th February, 2014

Ravindra Annexe, 194, Churchgate Reclamation, Dinshaw Vachha Road, Mumbai - 400 020, India.

Tel. (22) 2204 7722/23, 6633 8343 - 47 Fax (22) 6633 8352 E-mail : admin.mumbai@sharpandtannan.com

Farook M. Kobla Shreedhar T. Kunte Milind P. Phadke L. Vaidyanathan Ramnath D. Kare Ashwin B. Chopra
Edwin Augustine Raghunath P. Acharya Firdosh D. Buchia Tirtharaj A. Khot Pavan K. Aggarwal

Also at Pune. Associate Offices : Bangalore, Chennai, Goa, Hyderabad & New Delhi