

2/9

Standalone

Sicagen India Limited

Regd Office : Adyar House, Chennai - 600085


Corporate Office : 4th Floor, SPIC House, NO.88, Mount Road, Guindy, Chennai-600032



Unaudited Standalone Financial Results for the quarter and Nine months ended December 31, 2013

(₹ in lakhs)

Sl. No.	Particulars	Quarter ended			Nine months ended		Year ended
		31.12.13	30.09.13	31.12.12	31.12.13	31.12.12	31.03.13
		(Unaudited)	(Unaudited)	(Unaudited)	(Unaudited)	(Unaudited)	(Audited)
1	Income from operations						
	(a) Net sales/income from operations (Net of excise duty)	14780	17025	20712	50547	66047	88165
	(b) Other operating income	65	86	42	185	197	253
	Total income from operations (net)	14845	17111	20754	50732	66244	88418
2	Expenses						
	(a) Cost of materials consumed	612	1433	1420	2419	3437	4996
	(b) Purchases of stock-in-trade	12881	14166	17017	43701	57271	75807
	(c) Changes in inventories of finished goods, work-in-progress and stock-in-trade	618	(43)	406	676	342	418
	(d) Employee benefits expense	554	593	520	1762	1558	2088
	(e) Depreciation and amortisation expense	103	67	54	242	157	222
	(f) Other expenses	668	626	584	1882	1676	2349
	Total expenses	15436	16842	20001	50682	64441	85880
3	Profit / (Loss) from operations before other income, finance costs and exceptional items (1-2)	(591)	269	753	50	1803	2538
4	Other income	2313	30	189	2352	431	802
5	Profit / (Loss) from ordinary activities before finance costs and exceptional items (3+4)	1722	299	942	2402	2234	3340
6	Finance costs	236	251	265	751	826	1091
7	Profit / (Loss) from ordinary activities after finance costs but before exceptional items (5-6)	1486	48	677	1651	1408	2249
8	Exceptional items (Net)	(641)	-	-	(641)	-	(168)
9	Profit / (Loss) from ordinary activities before tax (7+8)	845	48	677	1010	1408	2081
10	Tax expense	(49)	(45)	182	(40)	364	751
11	Net Profit / (Loss) from ordinary activities after tax (9-10)	894	93	495	1050	1044	1330
12	Extraordinary items	-	-	-	-	-	-
13	Net Profit / (Loss) for the period (11+12)	894	93	495	1050	1044	1330
14	Paid-up equity share capital (Face Value of Rs. 10/- each)	3957	3957	3957	3957	3957	3957
15	Reserve excluding Revaluation Reserves as per balance sheet of previous accounting year						36018
16	Earnings per share (before exceptional items) (of ₹ 10/- each) (not annualised):						
	Basic and Diluted	3.88	0.24	1.25	4.27	2.64	3.79
17	Earnings per share (after exceptional items) (of ₹ 10/- each) (not annualised):						
	Basic and Diluted	2.26	0.24	1.25	2.65	2.64	3.36



3/9

Standalone

Sicagen India Limited

Regd Office : Adyar House, Chennai - 600085

Corporate Office : 4th Floor, SPIC House, NO.88, Mount Road, Guindy, Chennai-600032


**Standalone Segmentwise Revenue, Results and Capital Employed
for the quarter and nine months ended December 31, 2013**

(₹ in lakhs)

S.No.	Particulars	Quarter ended			Nine Months ended		Year ended
		31.12.13 (Unaudited)	30.09.13 (Unaudited)	31.12.12 (Unaudited)	31.12.13 (Unaudited)	31.12.12 (Unaudited)	31.03.13 (Audited)
A	SEGMENT REVENUE						
	a) Trading	14134	15817	19059	47942	62749	83018
	b) Manufacturing	711	1298	1695	2794	3498	5405
	TOTAL	14845	17115	20754	50736	66245	88423
	Less: Inter Segment Sales	-	4	-	4	1	5
	Net Income from Operations/Sales	14845	17111	20754	50732	66244	88418
B	SEGMENT RESULTS						
	a) Trading	195	401	571	1177	1948	2488
	b) Manufacturing	43	180	456	255	578	1103
	TOTAL	238	581	1027	1432	2524	3591
	Less :Interest	99	242	212	592	642	840
	Other Un-allocable Expenditure net of un-allocable Income	(1347)	291	138	(811)	474	502
	Total Profit before tax and Exceptional Items	1486	48	677	1651	1408	2249
	Less: Exceptional items (Net)	(641)	-	-	(641)	-	(168)
	Total Profit before tax	845	48	677	1010	1408	2081
C	CAPITAL EMPLOYED (Segment Assets- Segment Liabilities)						
	a) Trading	12767	12015	11010	12767	11010	10567
	b) Manufacturing	1347	2020	2092	1347	2092	2063
	Total	14114	14035	13102	14114	13102	12630
	Other un-allocable Corporate Assets less other un-allocable Corporate Liabilities	27779	26964	27915	27779	27915	28215



4/9

Standalone

Sicagen India Limited

Regd Office : Adyar House, Chennai - 600085

Corporate Office : 4th Floor, SPIC House, NO.88, Mount Road, Guindy, Chennai-600032



Select information for the quarter and nine months ended December 31, 2013

Particulars	Quarter ended				Year ended	
	31.12.13 (Unaudited)	30.09.13 (Unaudited)	31.12.12 (Unaudited)	31.12.13 (Unaudited)	31.12.12 (Unaudited)	31.03.13 (Audited)
A						
1						
PARTICULARS OF SHAREHOLDING						
Public shareholding	22487833	22487833	22487833	22487833	22487833	22487833
- Number of shares	56.83	56.83	56.83	56.83	56.83	56.83
- Percentage of shareholding						
2						
Promoters and Promoter Group Shareholding **						
a) Pledged / Encumbered	Nil	Nil	Nil	Nil	Nil	Nil
- Number of shares						
- Percentage of shares (as a % of the total shareholding of promoter and promoter group)						
- Percentage of shares (as a % of the total share capital of the company)						
b) Non - encumbered						
- Number of shares	17083851	17083851	17083851	17083851	17083851	17083851
- Percentage of shares (as a % of the total shareholding of the Promoter and Promoter group)	100	100	100	100	100	100
- Percentage of shares (as a % of the total share capital of the company)	43.17	43.17	43.17	43.17	43.17	43.17

Particulars	Quarter ended December 31, 2013
B	
INVESTOR COMPLAINTS	
Pending at the beginning of the quarter	1
Received during the quarter	3
Disposed of during the quarter	2
Remaining unresolved at the end of the quarter	2



5/9

STANDALONE**Sicagen India Limited**


Regd Office : Adyar House, Chennai - 600085

Corporate Office : 4th Floor, SPIC House, NO.88, Mount Road, Guindy, Chennai-600032

**NOTES**

- 1 Clause 41 of the Listing agreement requires Companies to either publish standalone or consolidated financial results in the newspaper .The Company in compliance with this provision, has opted to publish the consolidated financial results.The standalone financial results will,however be made available to BSE and NSE and will also be posted on the Company's website www.sicagen.com.
- 2 The above results for the quarter ended 31.12.13 together with Limited Review by the auditors of the Company were reviewed by the Audit Committee and approved by the Board of Directors at its meeting held on 10.02.14.
- 3 Segment Definition - Trading segment comprises of Building Materials, Vehicle Sales & Governor Services,Manufacturing segment relates to manufacture of Drums,Speciality Chemicals & Boat Building.
- 4 Provision for Tax includes Current Tax and Deferred Tax .
- 5 Previous period figures have been regrouped/restated wherever necessary.

For and on behalf of the Board

Place : Chennai
Date : 10.02.14

A handwritten signature in black ink, appearing to read "Devidas Mali".

Devidas Mali
COO & Whole Time Director

6/9

Consolidated

Sicagen India Limited

Regd Office : Adyar House, Chennai - 600085


Corporate Office : 4th Floor, SPIC House, NO.88, Mount Road, Guindy, Chennai-600032



Unaudited Consolidated Financial Results for the quarter and nine month ended December 31, 2013

(₹ in lakhs)

Sl. No.	Particulars	Quarter ended			Nine months ended		Year ended
		31.12.13 (Unaudited)	30.09.13 (Unaudited)	31.12.12 (Unaudited)	31.12.13 (Unaudited)	31.12.12 (Unaudited)	31.03.13 (Audited)
1	Income from operations						
	(a) Net sales/income from operations (Net of excise duty)	19543	21142	24422	63617	76625	102489
	(b) Other operating income	65	86	42	185	197	259
	Total income from operations (net)	19608	21228	24464	63802	76822	102748
2	Expenses						
	(a) Cost of materials consumed	4748	5148	4252	13654	11916	16673
	(b) Purchases of stock-in-trade	12882	14166	17017	43702	57271	75807
	(c) Changes in inventories of finished goods, work-in-progress and stock-in-trade	362	(370)	620	203	477	492
	(d) Employee benefits expense	796	819	749	2439	2152	2994
	(e) Depreciation and amortisation expense	159	120	105	399	306	424
	(f) Other expenses	1022	974	874	2886	2522	3398
	Total expenses	19969	20857	23617	63283	74644	99788
3	Profit / (Loss) from operations before other income, finance costs and exceptional items (1-2)	(361)	371	847	519	2178	2960
4	Other income	2322	40	217	2378	483	850
5	Profit / (Loss) from ordinary activities before finance costs and exceptional items (3+4)	1961	411	1064	2897	2661	3810
6	Finance costs	240	252	268	760	833	1101
7	Profit / (Loss) from ordinary activities after finance costs but before exceptional items (5-6)	1721	159	796	2137	1828	2709
8	Exceptional items (Net)	(641)	-	(17)	(641)	(17)	(126)
9	Profit / (Loss) from ordinary activities before tax (7+8)	1080	159	779	1496	1811	2583
10	Tax expense	(2)	(41)	208	35	432	796
11	Net Profit / (Loss) from ordinary activities after tax (9-10)	1082	200	571	1461	1379	1787
12	Extraordinary items						
13	Net Profit / (Loss) for the period (11-12)	1082	200	571	1461	1379	1787
14	Paid-up equity share capital (Face Value of Rs. 10/- each)	3957	3957	3957	3957	3957	3957
15	Reserve excluding Revaluation Reserves as per balance sheet of previous accounting year						35459
16	Earnings per share (before exceptional items) (of ₹ 10/- each) (not annualised):						
	Basic and Diluted	4.35	0.51	1.49	5.31	3.53	4.82
17	Earnings per share (after exceptional items) (of ₹ 10/- each) (not annualised):						
	Basic and Diluted	2.73	0.51	1.44	3.69	3.48	4.51



7/9

Consolidated

Sicagen India Limited

Regd Office : Adyar House, Chennai - 600085

Corporate Office : 4th Floor, SPIC House, NO.88, Mount Road, Guindy, Chennai-600032



Consolidated Segmentwise Revenue, Results and Capital Employed
for the quarter and nine months ended December 31, 2013

(₹ In lakhs)

S.No.	Particulars	Quarter ended			Nine Months ended		Year ended
		31.12.13 (Unaudited)	30.09.13 (Unaudited)	31.12.12 (Unaudited)	31.12.13 (Unaudited)	31.12.12 (Unaudited)	31.03.13 (Audited)
A	SEGMENT REVENUE						
	a) Trading	14134	15817	19059	47942	62749	83018
	b) Manufacturing	5474	5415	5405	15864	14074	19735
	TOTAL	19608	21232	24464	63806	76823	102753
	Less: Inter Segment Sales	-	4	-	4	1	5
	Net Income from Operations/Sales	19608	21228	24464	63802	76822	102748
B	SEGMENT RESULTS						
	a) Trading	185	401	596	1167	1973	2488
	b) Manufacturing	284	295	547	751	972	1550
	TOTAL	469	696	1143	1918	2945	4038
	Less :Interest	99	242	212	592	643	841
	Other Un-allocable Expenditure net of un-allocable Income	(1351)	295	135	(811)	474	488
	Total Profit before tax and Exceptional Items	1721	159	796	2137	1828	2709
	Less: Exceptional Items (Net)	(641)	-	(17)	(641)	(17)	(126)
	Total Profit before tax	1080	159	779	1496	1811	2583
C	CAPITAL EMPLOYED (Segment Assets- Segment Liabilities)						
	a) Trading	12767	12015	11010	12767	11010	10567
	b) Manufacturing	6959	7624	6405	6959	6405	6218
	Total	19726	19639	17415	19726	17415	16785
	Other un-allocable Corporate Assets less other un-allocable Corporate Liabilities	28834	28023	28929	28834	28929	29277



Standalone

Sicagen India Limited

Regd Office : Adyar House, Chennai - 600085


Corporate Office : 4th Floor, SPIC House, NO.88, Mount Road, Guindy, Chennai-600032



Select information for the quarter and nine months ended December 31, 2013

	Particulars	Quarter ended				Year ended
		31.12.13 (Unaudited)	30.09.13 (Unaudited)	31.12.12 (Unaudited)	31.12.13 (Unaudited)	
A	PARTICULARS OF SHAREHOLDING					
1	Public shareholding					
	- Number of shares	22487833	22487833	22487833	22487833	22487833
	- Percentage of shareholding	56.83	56.83	56.83	56.83	56.83
2	Promoters and Promoter Group Shareholding					
	a) Pledged / Encumbered					
	- Number of shares	Nil	Nil	Nil	Nil	Nil
	- Percentage of shares (as a % of the total shareholding of promoter and promoter group)	Nil	Nil	Nil	Nil	Nil
	- Percentage of shares (as a % of the total share capital of the company)	Nil	Nil	Nil	Nil	Nil
	b) Non - encumbered					
	- Number of shares	17083851	17083851	17083851	17083851	17083851
	- Percentage of shares (as a % of the total shareholding of the Promoter and Promoter group)	100	100	100	100	100
	- Percentage of shares (as a % of the total share capital of the company)	43.17	43.17	43.17	43.17	43.17

	Particulars	Quarter ended December 31, 2013
B	INVESTOR COMPLAINTS	
	Pending at the beginning of the quarter	1
	Received during the quarter	3
	Disposed of during the quarter	2
	Remaining unresolved at the end of the quarter	2



26/9

9/9

CONSOLIDATED**Sicagen India Limited**

Regd Office : Adyar House, Chennai - 600085

Corporate Office : 4th Floor, SPIC House, NO.88, Mount Road, Guindy, Chennai-600032

NOTES

- 1 Clause 41 of the Listing agreement requires Companies to either publish standalone or consolidated financial results in the newspaper .The Company in compliance with this provision, has opted to publish the consolidated financial results.The standalone financial results will,however be made available to BSE and NSE and will also be posted on the Company's website www.sicagen.com.
- 2 The above results for the quarter ended 31.12.13 together with Limited Review by the auditors of the Company were reviewed by the Audit Committee and approved by the Board of Directors at its meeting held on 10.02.14.
- 3 Segment Definition - Trading segment comprises of Building Materials, Vehicle Sales & Governor Services, Manufacturing segment relates to manufacture of Drums, Speciality Chemicals, Boat Building & Cables.
- 4 Provision for Tax includes Current Tax and Deferred Tax .
- 5 Previous period figures have been regrouped/restated wherever necessary.

For and on behalf of the Board

A handwritten signature in black ink, appearing to read "Devidas Mali".

Devidas Mali
COO & Whole Time DirectorPlace : Chennai
Date : 10.02.14