

**FORD, RHODES, PARKS & CO.**  
CHARTERED ACCOUNTANTS

SAI COMMERCIAL BUILDING  
312 / 313, 3RD FLOOR  
BKS DEVSHI MARG  
GOVANDI (EAST)  
MUMBAI-400 088

TELEPHONE : (91) 22 67979819  
: (91) 22 67979823  
FAX : (91) 22 67979822  
EMAIL : frptax@vsnl.com


AUDITOR'S REPORT ON LIMITED REVIEW

We have reviewed the accompanying statement of unaudited financial results of Trigyn Technologies Limited for the nine month period ended December 31, 2013 except for the disclosures regarding 'Public Shareholding' and 'Promoter and Promoter Group Shareholding' which have been traced from disclosures made by the management and have not been audited by us. This statement is the responsibility of the Company's Management and has been approved by the Board of Directors / committee of Board of Directors. Our responsibility is to issue a report on these financial statements based on review.


We conducted our review in accordance with the Standard on Review Engagement (SRE) 2400, Engagements to Review Financial Statements issued by the Institute of Chartered Accountants of India. This standard requires that we plan and perform the review to obtain moderate assurance as to whether the financial statements are free of material misstatement. A review is limited primarily to inquiries of company personnel and analytical procedures applied to financial data and thus provides less assurance than an audit. We have not performed an audit and accordingly, we do not express an audit opinion.

Based on our review conducted as above, nothing has come to our attention that causes us to believe that the accompanying statement of unaudited financial results prepared in accordance with accounting standards and other recognised accounting practices and policies has not disclosed the information required to be disclosed in terms of Clause 41 of the Listing Agreement including the manner in which it is to be disclosed, or that it contains any material misstatement.

For Ford, Rhodes, Parks & Co.  
Chartered Accountants  
Firm Registration No.102860W



A.D. Shenoy  
Partner  
Membership No.11549



Dated: 6<sup>th</sup> February, 2014  
Place: Mumbai

**FORD, RHODES, PARKS & CO.**  
CHARTERED ACCOUNTANTS

SAI COMMERCIAL BUILDING  
312 / 313, 3RD FLOOR  
BKS DEVSHI MARG  
GOVANDI (EAST)  
MUMBAI-400 088

TELEPHONE : (91) 22 67979819  
              : (91) 22 67979823  
FAX          : (91) 22 67979822  
EMAIL       : frptax@vsnl.com

AUDITOR'S REPORT ON LIMITED REVIEW

We have reviewed the accompanying statement of unaudited consolidated financial results of Trigyn Technologies Limited for the nine month period ended December 31, 2013 except for the disclosures regarding 'Public Shareholding' and 'Promoter and Promoter Group Shareholding' which have been traced from disclosures made by the management and have not been audited by us. This statement is the responsibility of the Company's Management and has been approved by the Board of Directors / committee of Board of Directors. Our responsibility is to issue a report on these financial statements based on review.

We conducted our review in accordance with the Standard on Review Engagement (SRE) 2400, Engagements to Review Financial Statements issued by the Institute of Chartered Accountants of India. This standard requires that we plan and perform the review to obtain moderate assurance as to whether the financial statements are free of material misstatement. A review is limited primarily to inquiries of company personnel and analytical procedures applied to financial data and thus provides less assurance than an audit. We have not performed an audit and accordingly, we do not express an audit opinion.

Based on our review conducted as above, nothing has come to our notice that causes us to believe that the accompanying statement of unaudited consolidated financial results prepared in accordance with accounting standards and other recognised accounting practices and policies has not disclosed the information required to be disclosed in terms of Clause 41 of the Listing Agreement including the manner in which it is to be disclosed, or that it contains any material misstatement.

For Ford, Rhodes, Parks & Co.  
Chartered Accountants  
Firm Registration No.102860W



A.D. Shenoy  
Partner  
Membership No.11549



Dated: 6<sup>th</sup> February, 2014  
Place: Mumbai

Also at : BANGALORE • CHENNAI • KOLKATA •

# Trigyn Technologies Limited

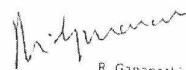
Registered Office: 27, SDF-1, SEEPZ, Andheri (East), Mumbai 400 096


## PART I - STATEMENT OF STANDALONE FINANCIAL RESULTS FOR THE QUARTER ENDED DECEMBER 31, 2013

Sr. No.	Particulars	Quarter ended			Nine Mths Year Ended		(Rs. in Lakhs)
		Dec 31, 2013 (Unaudited)	Sept 30, 2013 (Unaudited)	Dec 31, 2012 (Unaudited)	Dec 31, 2013 (Unaudited)	Dec 31, 2012 (Unaudited)	Year ended March 31, 2013 (Audited)
1	Income from operations						
	(a) Income from operations						
	(b) Other operating income	4,121.07	4,077.03	875.44	11,627.46	2,739.07	3,892.51
	<b>Total income from operations (net)</b>			5.19		53.81	36.54
2	Expenses	4,121.07	4,077.03	880.63	11,627.46	2,792.88	3,929.05
	(a) Employee benefits expense						
	(b) Depreciation and amortisation expense	3,725.80	3,826.46	698.84	10,667.52	2,106.60	2,758.16
	(c) Other expenses	17.96	17.67	19.19	53.48	58.24	77.40
	<b>Total expenses</b>	206.18	166.57	239.94	588.71	546.92	724.37
3	<b>Profit / (Loss) from operations before other income, finance costs and exceptional items (1-2)</b>	<b>3,949.94</b>	<b>4,010.70</b>	<b>957.97</b>	<b>11,309.71</b>	<b>2,711.76</b>	<b>3,599.93</b>
4	Other income						
	(a) Net foreign exchange gain / (loss)	171.13	66.33	(77.34)	317.75	81.12	329.12
	(b) Others	36.26	60.90	295.80	421.22	320.52	138.95
	<b>Total other income</b>	14.50	18.14	23.67	54.17	73.97	144.62
5	<b>Profit / (Loss) from ordinary activities before finance costs and exceptional items (3 + 4)</b>	<b>50.76</b>	<b>79.04</b>	<b>319.47</b>	<b>475.39</b>	<b>394.49</b>	<b>283.57</b>
6	Finance costs	221.89	145.37	242.13	793.14	475.61	612.69
7	<b>Profit / (Loss) from ordinary activities after finance costs but before exceptional items (5 - 6)</b>	<b>201.74</b>	<b>137.30</b>	<b>234.13</b>	<b>32.59</b>	<b>21.93</b>	<b>30.02</b>
8	Exceptional items	68.95	-	-	760.55	453.68	582.67
9	<b>Profit / (Loss) from ordinary activities before tax (7 + 8)</b>	<b>270.69</b>	<b>137.30</b>	<b>234.13</b>	<b>829.50</b>	<b>453.68</b>	<b>582.67</b>
10	Tax expense						
	(a) Current tax	82.01	40.10	-	268.29	105.20	167.82
	(b) Deferred tax charge / (credit)	14.00	-	-	8.25	-	(21.18)
	(c) Prior period tax adjustments	28.25	-	-	28.25	-	-
	<b>Total tax expenses</b>	124.26	40.10	-	304.83	105.20	146.64
11	<b>Net Profit / (Loss) from ordinary activities after tax (9 - 10)</b>	<b>146.43</b>	<b>97.20</b>	<b>234.13</b>	<b>524.67</b>	<b>348.48</b>	<b>436.03</b>
12	Extraordinary items (net of tax expense)						
13	<b>Net Profit / (Loss) for the period (11 + 12)</b>	<b>146.43</b>	<b>97.20</b>	<b>233.08</b>	<b>524.67</b>	<b>348.48</b>	<b>436.03</b>
14	Paid-up equity share capital (face value Rs. 10 per share)	2,934.87	2,934.87	2,934.87	2,934.87	2,934.87	2,934.87
15	Reserve excluding Revaluation Reserves (as per balance sheet)						
16.i	Earnings per share (before extraordinary items not annualised)						
	(a) Basic	0.50	0.33	0.80	1.79	1.19	1.49
	(b) Diluted	0.50	0.33	0.80	1.79	1.19	1.49
16.ii	Earnings per share (after extraordinary items not annualised)						
	(a) Basic	0.50	0.33	0.80	1.79	1.19	1.49
	(b) Diluted	0.50	0.33	0.80	1.79	1.19	1.49

TRIGYN Technologies

For Trigyn Technologies Limited,

  
R. Ganapathi  
Chairman & Executive Director



STATEMENT OF CONSOLIDATED FINANCIAL RESULTS FOR THE QUARTER ENDED DECEMBER 31, 2013

Sr. No.	Particulars	Quarter ended					(Rs. in Lakhs)
		Dec 31, 2013	Sept 30, 2013	Dec 31, 2012	Nine Mths Year Ended		Year ended
		(Unaudited)	(Unaudited)	(Unaudited)	Dec 31, 2013	Dec 31, 2012	March 31, 2013
1	Income from operations						
	(a) Income from operations						
	(b) Other operating income	11,819.92	11,614.31	8,445.78	33,357.03	25,987.54	34,805.91
	<b>Total income from operations (net)</b>			5.19		53.81	35.54
2	Expenses	11,819.92	11,614.31	8,450.97	33,357.03	26,041.35	34,842.45
	(a) Employee benefits expense	7,743.95	7,676.81	5,943.78	21,847.19	18,286.30	20,716.95
	(b) Depreciation and amortisation expense	19.88	19.70	20.15	59.17	61.32	81.80
	(c) Other expenses	2,839.22	2,906.65	2,119.83	8,353.81	6,244.59	8,540.90
	<b>Total expenses</b>						
3	<b>Profit / (Loss) from operations before other income, finance costs and exceptional items (1-2)</b>	<b>10,603.05</b>	<b>10,603.16</b>	<b>8,083.76</b>	<b>30,260.17</b>	<b>24,592.21</b>	<b>32,697.15</b>
4	Other Income	1,216.87	1,011.15	367.21	3,096.86	1,449.14	2,145.30
	(a) Net foreign exchange gain / (Loss)						
	(b) Others	36.26	60.90	295.80	421.22	320.52	138.95
	<b>Total Other Income</b>	<b>22.68</b>	<b>18.24</b>	<b>23.93</b>	<b>62.53</b>	<b>74.84</b>	<b>149.55</b>
5	<b>Profit / (Loss) from ordinary activities before finance costs and exceptional items (3 + 4)</b>	<b>58.94</b>	<b>79.14</b>	<b>319.73</b>	<b>483.75</b>	<b>395.36</b>	<b>288.50</b>
6	Finance costs	1,275.81	1,090.29	686.94	3,580.61	1,844.50	2,433.80
7	<b>Profit / (Loss) from ordinary activities after finance costs but before exceptional items (5 - 6)</b>	<b>29.52</b>	<b>15.23</b>	<b>12.35</b>	<b>54.55</b>	<b>32.70</b>	<b>45.18</b>
8	Exceptional items (refer note 3 below)	1,246.29	1,075.06	674.59	3,525.96	1,811.80	2,388.62
9	<b>Profit / (Loss) from ordinary activities before tax (7 + 8)</b>	<b>68.95</b>	<b>-</b>	<b>(1.05)</b>	<b>68.95</b>	<b>(2.19)</b>	<b>-</b>
10	Tax expense :	1,315.24	1,075.06	673.54	3,594.91	1,809.61	2,388.62
	(a) Current Tax						
	(b) Deferred tax charge / (credit)	543.76	440.09	158.90	1,304.12	600.72	844.43
	(c) Prior period tax adjustments	14.00			8.29		(21.18)
	<b>Total tax Expenses</b>	<b>28.25</b>	<b>-</b>	<b>28.25</b>	<b>28.25</b>	<b>-</b>	<b>-</b>
11	<b>Net Profit / (Loss) from ordinary activities after tax (9 - 10)</b>	<b>586.01</b>	<b>440.09</b>	<b>158.90</b>	<b>1,340.66</b>	<b>600.72</b>	<b>823.25</b>
12	Extraordinary items (net of tax expense)	729.23	634.97	514.64	2,254.25	1,208.89	1,565.37
13	<b>Net Profit / (Loss) for the period (11 + 12)</b>	<b>729.23</b>	<b>634.97</b>	<b>514.64</b>	<b>2,254.25</b>	<b>1,208.89</b>	<b>1,565.37</b>
14	Share of profit / (loss) of associates						
15	Minority interest						
16	<b>Net Profit / (Loss) after taxes, minority interest and share of profit / (loss) of associates (13 + 14 + 15)</b>	<b>729.23</b>	<b>634.97</b>	<b>514.64</b>	<b>2,254.25</b>	<b>1,208.89</b>	<b>1,565.37</b>
17	<b>Paid-up equity share capital (face value of Rs.10 per share)</b>	<b>2,934.87</b>	<b>2,934.87</b>	<b>2,934.87</b>	<b>2,934.87</b>	<b>2,934.87</b>	<b>2,934.87</b>
18	Reserve excluding Revaluation Reserves as per balance sheet of previous accounting year						
19.i	Earnings per share (before extraordinary items not annualised)						
	(a) Basic	2.48	2.16	1.75	7.68	4.12	5.33
	(b) Diluted	2.48	2.16	1.75	7.68	4.12	5.33
19.ii	Earnings per share (after extraordinary items not annualised)						
	(a) Basic	2.48	2.16	1.75	7.68	4.12	5.33
	(b) Diluted	2.48	2.16	1.75	7.68	4.12	5.33

Notes on Consolidated Financial Results:

- The consolidated un-audited financial results for the quarter ended December 31, 2013 were reviewed by the audit committee at its meeting held on February 6, 2014 and approved by the Board of Directors of Trigyn Technologies Limited ("the Company") at its meeting held on February 6, 2014. These financial results have been subjected to limited review by the statutory auditors of the Company.
- Previous periods figures have been regrouped or rearranged wherever necessary.

Place : Mumbai  
Date : February 06, 2014



For Trigyn Technologies Limited


*R. Ganapathi*  
R. Ganapathi  
Chairman & Executive Director

PART II - SELECT INFORMATION FOR THE QUARTER ENDED DECEMBER 31, 2013

Sr. No.	Particulars	Quarter ended			Nine Months Ended		Year ended
		Dec 31, 2013 (Unaudited)	Sept 30, 2013 (Unaudited)	Dec 31, 2012 (Unaudited)	Dec 31, 2013 (Unaudited)	Dec 31, 2012 (Unaudited)	March 31, 2013 (Audited)
A	<b>PARTICULARS OF SHAREHOLDING</b>						
1	Public shareholding - Number of shares - Percentage of shareholding	15,189,716 51.76%	15,189,716 51.76%	15,189,716 51.76%	15,189,716 51.76%	15,189,716 51.76%	15,189,716 51.76%
2	Promoters and Promoter Group Shareholding						
	a) Pledged / Encumbered						
	- Number of shares	-	-	-	-	-	-
	- Percentage of shares (as a % of the total shareholding of promoter and promoter group)	-	-	-	-	-	-
	- Percentage of shares (as a % of the total share capital of the company)	-	-	-	-	-	-
	b) Non - encumbered						
	- Number of shares	14,159,020	14,159,020	14,159,020	14,159,020	14,159,020	14,159,020
	- Percentage of shares (as a % of the total shareholding of the Promoter and Promoter group)	100.00%	100.00%	100%	100.00%	100.00%	100.00%
	- Percentage of shares (as a % of the total share capital of the company)	48.24%	48.24%	48.24%	48.24%	48.24%	48.24%

Particulars	Quarter ended Dec 31, 2013
<b>INVESTOR COMPLAINTS</b>	
Pending at the beginning of the quarter	NIL
Received during the quarter	NIL
Disposed of during the quarter	NIL
Remaining unresolved at the end of the quarter	NIL

*M. J. Guruswami*



NOTES TO STANDALONE FINANCIAL RESULTS FOR THE QUARTER ENDED DECEMBER 31, 2013:

1. The Standalone un-audited financial results for the quarter ended December 31, 2013 were reviewed by the audit committee at its meeting held on February 06, 2014 and approved by the Board of Directors of Trigyn Technologies Limited ("the Company") at its meeting held on February 06, 2014. These financial results have been subjected to limited review by the statutory auditors of the Company.
2. The Company has only one reportable segment- "Communications and information technology staffing support services" - in terms of Accounting Standard 17 "Segment Reporting" mandated by Rule 3 of the Companies ("Accounting Standards") Rules, 2006.
3. The exceptional item for the quarter and nine months ended December 31, 2013 represents provision for payment made on behalf of a Subsidiary Company which had been fully provided for, now no longer required and hence written back.
4. The current period figures in this Statement have been reported in the format recommended as per the SEBI circular dated April 16, 2012. The comparative figures have also been accordingly restated to conform to the current period presentation.



Place : Mumbai  
Date : February 06, 2014

For Trigyn Technologies Limited

R. Ganapathi  
Chairman & Executive Director

