

AGRI-TECH (INDIA) LTD.

Nath House, Nath Road, P.B. No. 318, Aurangabad 431 005.
Tel. : 2376314 to 17, Fax : 0240 2376188, E-mail : info@nathseeds.com.

To,
The Secretary,
Bombay Stock Exchange Ltd.
Phiroze Jeejeebhoy Towers
Dalal Street,
Mumbai 400001
Date: 13/03/2014

Sub: Clause 35 of the Listing Agreement

Dear Sir/Madam,

This in reference with your e-mail received stating that the following discrepancy found in the shareholding pattern for the Quarter ended: December 2013.

1. Totaling Mismatch or Error - Subtotal - B1, B1+B2, A+B, Grand Total - No. of Shareholders & Subtotal A+B, Grand Total - Demat Shares

Hence, the revised shareholding pattern with the necessary changes in the latest format has been enclosed with this letter for the Quarter ended: December 2013.

Thanking You.

For Agri-Tech (India) Limited




Authorised signatory

Introductory sub-table (I)(a)


Name of the Company: Agri-Tech (India) Limited			
Scrip Code, Name of the scrip, class of security: 537292 AGRITECH			
Quarter ended: 31/12/2013			
Partly paid-up shares:-			
	No. of partly paid-up shares	As a % of total no. of partly paid-up shares	As a % of total no. of shares of the company
Held by promoter/promoter group	0	#DIV/0!	0
Held by public	0	#DIV/0!	0
Total	0	#DIV/0!	0
Outstanding convertible securities:-			
	No. of outstanding securities	As a % of total no. of outstanding convertible securities	As a % of total no. of shares of the company, assuming full conversion of the convertible securities
Held by promoter/promoter group	0	#DIV/0!	0
Held by public	0	#DIV/0!	0
Total	0	#DIV/0!	0
Warrants:-			
	No. of warrants	As a % of total no. of warrants	As a % of total no. of shares of the company, assuming full conversion of warrants
Held by promoter/promoter group	0	#DIV/0!	0
Held by public	0	#DIV/0!	0
Total	0	#DIV/0!	0
Total paid-up capital of the company, assuming full conversion of warrants and convertible securities			
	5940000	100	100

FOR AGRITECH (INDIA) LIMITED


 AUTHORIZED SIGNATORY

Statement Showing Shareholding Pattern								
Category code	Category of Shareholder	Number of Shareholders	Table (I)(a)		Total shareholding as a percentage of total number of shares		Shares Pledged or otherwise encumbered	
			Total number of shares	Number of shares held in dematerialized form	As a percentage of (A+B) ¹	As a percentage of (A+B+C)	Number of shares	As a percentage
(I)	(II)	(III)	(IV)	(V)	(VI)	(VII)	(VIII)	(IX) = (VIII)/(IV)*100
(A)	Shareholding of Promoter and Promoter Group							
1	Indian							
(a)	Individuals/ Hindu Undivided Family							
		9	469	0	0.01	0.01	0	0.00
(b)	Central Government/ State Government(s)	0	0	0	0.00	0.00	0	#DIV/0!
(c)	Bodies Corporate	18	2711115	1949292	45.64	45.64	29600	1.09
(d)	Financial Institutions/ Banks	0	0	0	0.00	0.00	0	#DIV/0!
(e)	Any Others (Specify)	0	0	0	0.00	0.00	0	#DIV/0!
(e-i)					0.00	0.00	0	#DIV/0!
(e-ii)					0.00	0.00	0	#DIV/0!
	Sub Total(A)(1)	27	2711584	1949292	45.65	45.65	29600	1.09
2	Foreign							
a	Individuals (Non-Residents Individuals/ Foreign Individuals)	0	0	0	0.00	0.00	0	#DIV/0!
b	Bodies Corporate	0	0	0	0.00	0.00	0	#DIV/0!
c	Institutions	0	0	0	0.00	0.00	0	#DIV/0!
d	Qualified Foreign Investor	0	0	0	0.00	0.00	0	#DIV/0!
e	Any Others (Specify)	0	0	0	0.00	0.00	0	#DIV/0!
e-i					0.00	0.00	0	#DIV/0!
e-ii					0.00	0.00	0	#DIV/0!
	Sub Total(A)(2)	0	0	0	0.00	0.00	0	#DIV/0!
	Total Shareholding of Promoter and Promoter Group (A) = (A)(1)+(A)(2)	27	2711584	1949292	45.65	45.65	29600	1.09
(B)	Public shareholding							
1	Institutions						NA	NA
(a)	Mutual Funds/ UTI	10	2000	160	0.03	0.03	NA	NA
(b)	Financial Institutions/ Banks	5	36720	36700	0.62	0.62		
(c)	Central Government/ State Government(s)	0	0	0	0.00	0.00		
(d)	Venture Capital Funds	0	0	0	0.00	0.00		
(e)	Insurance Companies	0	0	0	0.00	0.00		
(f)	Foreign Institutional Investors	1	500	0	0.01	0.01		
(g)	Foreign Venture Capital Investors	0	0	0	0.00	0.00		
(h)	Qualified Foreign Investor	0	0	0	0.00	0.00		
(i)	Any Other (specify)				0.00	0.00		
(i-i)	Overseas Bodies Corporate	1	800	800	0.01	0.01		
(i-ii)								
	Sub-Total (B)(1)	17	40020	37660	0.67	0.67		
B 2	Non-institutions						NA	NA
(a)	Bodies Corporate	756	452434	442774	7.62	7.62		
(b)	Individuals							
i	Individuals -i. Individual shareholders holding nominal share capital up to Rs 1 lakh	30387	2448236	1576872	41.22	41.22		
ii	Individual shareholders holding nominal share capital in excess of Rs. 1 lakh.	10	254116	254116	4.28	4.28		
(c)	Qualified Foreign Investor	0	0	0	0.00	0.00		
(d)	Any Other (specify)				0.00	0.00		
(d-i)	NRI	225	33610	19450	0.57	0.57		
(d-ii)								
	Sub-Total (B)(2)	31378	3188396	2293212	53.68	53.68		
(B)	Total Public Shareholding (B) = (B)(1)+(B)(2)	31395	3228416	2330872	54.35	54.35	NA	NA
	TOTAL (A)+(B)	31422	5940000	4280164	100.00	100.00	29600	0.50
(C)	Shares held by Custodians and against which Depository Receipts have been issued							
1	Promoter and Promoter Group	0	0	0	0.00	0.00	NA	NA
2	Public	0	0	0	0.00	0.00		#DIV/0!
	Sub-Total (C)	0	0	0	0	0	0	
	GRAND TOTAL (A)+(B)+(C)	31422	5940000	4280164	100.00	100.00	29600	0.50

FOR AGRI TECH (INDIA) LIMITED



AUTHORISED SIGNATORY

Sr.No	Notes
1	
2	
3	
4	
5	
6	
7	
8	
9	

FOR AGRI TECH (INDIA) LIMITED




AUTHORISED SIGNATORY

(I)(b) Statement showing holding of securities (including shares, warrants, convertible securities) of persons belonging to the category "Promoter and Promoter Group"

Sr. No.	Name of the shareholder	Details of Shares held		Encumbered shares (*)			Details of warrants		Details of convertible securities		Total shares (including underlying shares assuming full conversion of warrants and convertible securities) as a % of diluted share capital
		Number of shares held	As a % of grand total (A)+(B)+(C)	No.	As a percentage	As a % of grand total (A)+(B)+(C) of sub-clause (I)(a)	Number of warrants held	As a % total number of warrants of the same class	Number of convertible securities held	As a % total number of convertible securities of the same class	
(I)	(II)	(III)	(IV)	(V)	(VI)=(V)/(III)*100	(VII)	(VIII)	(IX)	(X)	(XI)	(XII)
1	Nath Royal Ltd	1303087	21.94	0	0.00	0.00	0	#DIV/0!	0	#DIV/0!	21.94
2	Barkha Farms Pvt Ltd	337000	5.67	0	0.00	0.00	0	#DIV/0!	0	#DIV/0!	5.67
3	Nath Securities Ltd	327000	5.51	0	0.00	0.00	0	#DIV/0!	0	#DIV/0!	5.51
4	Ferry Fax Farms Pvt Ltd	320000	5.39	0	0.00	0.00	0	#DIV/0!	0	#DIV/0!	5.39
5	Nath Pulp & Paper Mills Ltd	131663	2.22	0	0.00	0.00	0	#DIV/0!	0	#DIV/0!	2.22
6	Nath Biotechnologies Ltd	92000	1.55	0	0.00	0.00	0	#DIV/0!	0	#DIV/0!	1.55
7	Nath Securities Ltd (AFG)	51000	0.86	0	0.00	0.00	0	#DIV/0!	0	#DIV/0!	0.86
8	Tingli Finvest Pvt Ltd	40420	0.68	0	0.00	0.00	0	#DIV/0!	0	#DIV/0!	0.68
9	Nath Securities Ltd	35120	0.59	0	0.00	0.00	0	#DIV/0!	0	#DIV/0!	0.59
10	Nath Royal Ltd (MSFC)	29600	0.50	29600	100.00	0.50	0	#DIV/0!	0	#DIV/0!	0.50
11	Akash Farms Pvt. Ltd.	15930	0.27	0	0.00	0.00	0	#DIV/0!	0	#DIV/0!	0.27
12	Nath Holding & Inv Pvt Ltd	13180	0.22	0	0.00	0.00	0	#DIV/0!	0	#DIV/0!	0.22
13	Nath Capital & Financial Services	10896	0.18	0	0.00	0.00	0	#DIV/0!	0	#DIV/0!	0.18
14	Jeevan Investments Pvt. Ltd.	2740	0.05	0	0.00	0.00	0	#DIV/0!	0	#DIV/0!	0.05
15	Paresh Farms Pvt. Ltd.	340	0.01	0	0.00	0.00	0	#DIV/0!	0	#DIV/0!	0.01
16	Nath Holding & Inv Pvt Ltd	1139	0.02	0	0.00	0.00	0	#DIV/0!	0	#DIV/0!	0.02
17	J N Kagliwal	266	0.00	0	0.00	0.00	0	#DIV/0!	0	#DIV/0!	0.00
18	N L Kagliwal	133	0.00	0	0.00	0.00	0	#DIV/0!	0	#DIV/0!	0.00
19	Jeevanlata Kagliwal	10	0.00	0	0.00	0.00	0	#DIV/0!	0	#DIV/0!	0.00
20	Satish Kagliwal	10	0.00	0	0.00	0.00	0	#DIV/0!	0	#DIV/0!	0.00
21	Sunil Dixit	10	0.00	0	0.00	0.00	0	#DIV/0!	0	#DIV/0!	0.00
22	Nandkishor Kagliwal	10	0.00	0	0.00	0.00	0	#DIV/0!	0	#DIV/0!	0.00
23	Sunil Buit	10	0.00	0	0.00	0.00	0	#DIV/0!	0	#DIV/0!	0.00
24	Shrirang Agrawal	10	0.00	0	0.00	0.00	0	#DIV/0!	0	#DIV/0!	0.00
25	Kashinath Iyer	10	0.00	0	0.00	0.00	0	#DIV/0!	0	#DIV/0!	0.00
TOTAL		2711584	45.65	29600	1.09	0.50	0	#DIV/0!	0	#DIV/0!	45.65

(*) The term "encumbrance" has the same meaning as assigned to it in regulation 28(3) of the SAST Regulations, 2011

FOR AGRITECH (INDIA) LIMITED



AUTHORISED SIGNATORY

(I)(c)(ii) Statement showing holding of securities (including shares, warrants, convertible securities) of persons (together with PAC) belonging to the category "Public" and holding more than 5% of the total number of shares of the company

Sr. No.	Name(s) of the shareholder(s) and the Persons Acting in Concert (PAC) with them	Number of shares	Shares as a percentage of total number of shares {i.e., Grand Total (A)+(B)+(C) indicated in Statement at para (I)(a) above}	Details of warrants		Details of convertible securities		Total shares (including underlying shares assuming full conversion of warrants and convertible securities) as a % of diluted share capital
				Number of warrants	As a % total number of warrants of the same class	Number of convertible securities held	% w.r.t total number of convertible securities of the same class	
1		0	0.00		#DIV/0!		#DIV/0!	
2			0.00		#DIV/0!		#DIV/0!	
3			0.00		#DIV/0!		#DIV/0!	
4			0.00		#DIV/0!		#DIV/0!	
5			0.00		#DIV/0!		#DIV/0!	
6			0.00		#DIV/0!		#DIV/0!	
7			0.00		#DIV/0!		#DIV/0!	
8			0.00		#DIV/0!		#DIV/0!	
9			0.00		#DIV/0!		#DIV/0!	
10			0.00		#DIV/0!		#DIV/0!	
TOTAL		0	0.00	0	#DIV/0!	0	#DIV/0!	0

FOR AGRI TECH (INDIA) LIMITED



AUTHORISED SIGNATORY

(I)(d) Statement showing details of locked-in shares

Sr. No.	Name of the shareholder	Number of locked-in shares	Locked-in shares as a percentage of total number of shares {i.e., Grand Total (A)+(B)+(C) indicated in Statement at para (I)(a) above}
1			0.00
2			0.00
3			0.00
4			0.00
5			0.00
6			0.00
7			0.00
8			0.00
9			0.00
			0.00
TOTAL		0	0.00


FOR AGRI TECH (INDIA) LIMITED



AUTHORISED SIGNATORY

(II)(a) Statement showing details of Depository Receipts (DRs)

Sr. No.	Type of outstanding DR (ADRs, GDRs, SDRs, etc.)	Number of outstanding DRs	Number of shares underlying outstanding DRs	Shares underlying outstanding DRs as a percentage of total number of shares {i.e., Grand Total (A)+(B)+(C) indicated in Statement at para (I)(a) above}
1				0.00
2				0.00
3				0.00
4				0.00
5				0.00
6				0.00
7				0.00
8				0.00
9				0.00
TOTAL		0	0	0.00

FOR AGRI TECH (INDIA) LIMITED

AUTHORISED SIGNATORY

(II)(b) Statement showing holding of Depository Receipts (DRs), where underlying shares held by "promoter/promoter group" are in excess of 1% of the total number of shares

Sr. No.	Name of the DR Holder	Type of outstanding DR (ADRs, GDRs, SDRs, etc.)	Number of shares underlying outstanding DRs	Shares underlying outstanding DRs as a percentage of total number of shares (i.e., Grand Total (A)+(B)+(C) indicated in Statement at para (I)(a) above}
1				0.00
2				0.00
3				0.00
4				0.00
5				0.00
6				0.00
7				0.00
8				0.00
9				0.00
				0.00
				0.00
TOTAL			0	0.00

FOR APPROVAL OF BOARD OF DIRECTORS

Tomy

AUTHORIZED SIGNATORY