


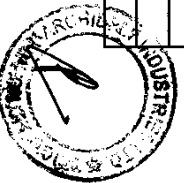
(2)(a) STATEMENT SHOWING SHAREHOLDING PATTERN IN CLAUSE-35			
NAME OF THE COMPANY: ARCHIDPLY INDUSTRIES LIMITED			
SCRIP CODE: 532994		Name of the Scrip:	
Class of Security:			
QUARTER ENDED: 28/02/2014			
Partly paid-up shares	No. of partly paid-up shares	As a % of total no. of partly paid-up shares	As a % of total no. of shares of the Company.
Held by promoter/promoter group	0	0	0
Held by Public	0	0	0
<b>Total:</b>	<b>0</b>	<b>0</b>	<b>0</b>
Outstanding convertible securities:	No. of outstanding securities	As a % of total no. of outstanding convertible securities.	As a % of total no. of shares of the Company assuming full conversion of the convertible securities
Held by promoter/promoter group	0	0	0
Held by Public	0	0	0
<b>Total:</b>	<b>0</b>	<b>0</b>	<b>0</b>
Warrants:	No. of warrants	As a % of total no. of warrants	As a % of total no. of shares of the Company, assuming full conversion of warrants
Held by promoter/promoter group	0	0	0
Held by Public	0	0	0
<b>Total:</b>	<b>0</b>	<b>0</b>	<b>0</b>
Total paid-up capital of the Company, assuming full conversion of warrants and convertible securities	22065000		100.00

For ARCHIDPLY INDUSTRIES LTD.,  
  
 Company Secretary

CATEGORY	CATEGORY OF SHAREHOLDER	NO OF SHAREHOLDERS	TOTAL NUMBER OF SHARES	NO OF SHARES HELD IN DEMATERIALIZED FORM	TOTAL SHAREHOLDING AS A % OF TOTAL NO OF SHARES		SHARES PLEDGE OR OTHERWISE ENCUMBERED	NUMBER OF SHARES AS a PERCENTAGE OF SHARES AS a PERCENTAGE
					AS a PERCENTAGE of (A+B) (VI)	AS a PERCENTAGE of (A+B+C) (VII)		
(I)	(II)	(III)	(IV)	(V)	(VI)	(VII)	(VIII)	(IX)=(VIII)/(IV)*100
(A)	PROMOTER AND PROMOTER GROUP							
(1)	INDIAN							
(a)	Individual /HUF	5	4124480	4124480	18.69	18.69	0	0.00
(b)	Central Government/State Government(s)	0	0	0	0.00	0.00	0	0.00
(c)	Bodies Corporate	5	11762249	11762249	53.31	53.31	0	0.00
(d)	Financial Institutions / Banks	0	0	0	0.00	0.00	0	0.00
(e)	Others	0	0	0	0.00	0.00	0	0.00
	Sub-Total A(1) :	10	15886729	15886729	72.00	72.00	0	0.00
(2)	FOREIGN							
(a)	Individuals (NRIs/Foreign Individuals)	0	0	0	0.00	0.00	0	0.00
(b)	Bodies Corporate	0	0	0	0.00	0.00	0	0.00
(c)	Institutions	0	0	0	0.00	0.00	0	0.00
(d)	Qualified Foreign Investor	0	0	0	0.00	0.00	0	0.00
(e)	Others	0	0	0	0.00	0.00	0	0.00
	Sub-Total A(2) :	0	0	0	0.00	0.00	0	0.00
	Total A=A(1)+A(2)	10	15886729	15886729	72.00	72.00	0	0.00
(B)	PUBLIC SHAREHOLDING							
(1)	INSTITUTIONS							
(a)	Mutual Funds /UTI	0	0	0	0.00	0.00		
(b)	Financial Institutions /Banks	0	0	0	0.00	0.00		
(c)	Central Government / State Government(s)	0	0	0	0.00	0.00		



CATEGORY CODE	CATEGORY OF SHAREHOLDER	NO OF SHAREHOLDERS	TOTAL NUMBER OF SHARES	NO OF SHARES HELD IN DEMATERIALIZED FORM	TOTAL SHAREHOLDING AS A % OF TOTAL NO OF SHARES		SHARES PLEDGE OR OTHERWISE ENCUMBERED	
					AS a PERCENTAGE of (A+B) (VI)	As a PERCENTAGE of (A+B+C) (VII)	NUMBER OF SHARES (VIII)	(IX)=(VIII)/(IV)*100
(i)	(ii) Venture Capital Funds	0	0	0	0.00	0.00		
(d)	Insurance Companies	0	0	0	0.00	0.00		
(e)	Foreign Institutional Investors	0	0	0	0.00	0.00		
(f)	Foreign Venture Capital Investors	0	0	0	0.00	0.00		
(g)	Qualified Foreign Investor	0	0	0	0.00	0.00		
(h)	Others	0	0	0	0.00	0.00		
(i)	Sub-Total B(1) :	0	0	0	0.00	0.00		
(2)	NON-INSTITUTIONS							
(a)	Bodies Corporate	163	1196474	1196474	5.42	5.42		
(b)	Individuals							
	(i) Individuals holding nominal share capital upto Rs. 1 lakh	7830	3663034	3617179	16.60	16.60		
	(ii) Individuals holding nominal share capital in excess of Rs. 1 lakh	50	1202454	1186454	5.45	5.45		
(c)	Others							
	NON RESIDENT INDIANS	72	114749	80229	0.52	0.52		
	CLEARING MEMBERS	4	1560	1560	0.01	0.01		
(d)	Qualified Foreign Investor	0	0	0	0.00	0.00		
	Sub-Total B(2) :	8119	6178271	6081896	28.00	28.00		
	Total B=B(1)+B(2) :	8119	6178271	6081896	28.00	28.00		
	Total (A+B) :	8129	22065000	21968625	100.00	100.00		
(C)	Shares held by custodians, against which							



CATEGORY CODE	CATEGORY OF SHAREHOLDER	NO OF SHAREHOLDERS	TOTAL NUMBER OF SHARES	NO OF SHARES HELD IN DEMATERIALIZED FORM	TOTAL SHAREHOLDING AS A % OF TOTAL NO OF SHARES		SHARES PLEDGE OR OTHERWISE ENCUMBERED		
					AS a PERCENTAGE of (A+B) (VI)	As a PERCENTAGE of (A+B+C) (VII)	NUMBER OF SHARES (VIII)	(IX)=[(VIII)/(IV)]*100	
(1)	Depository Receipts have been issued								
(1)	Promoter and Promoter Group								
(2)	Public	0	0	0	0.00	0.00			
<b>GRAND TOTAL (A+B+C) :</b>		<b>8129</b>	<b>22065000</b>	<b>21968625</b>	<b>100.00</b>	<b>0.00</b>	<b>0</b>	<b>0.00</b>	



Sl.No	Name of the Shareholder	Details of Shares held		Encumbered shares (%)		Details of Warrants		Details of convertible securities		Total Shares (including underlying shares assuming full conversion of warrants and convertible securities) as a % of diluted share capital
		No. of Shares held	As a % of grand total (A)/(B)+(C)	As a percentage of sub-clause (C) of (A) x (B) x (C)	As a % of grand total (A) x (B) x (C) of sub-clause (C) of (A) x (B) x (C)	Number of warrants held	As a % total number of warrants of the same class	Number of convertible securities held	As a % total number of convertible securities of the same class	
(i)	(ii)	(iii)	(iv)	(v)	(vi)	(vii)	(viii)	(ix)	(x)	(xi)
1	ASSAM TIMBER PRODUCTS PRIVATE LIMITED	4281150	19.40	0.00	0.00	0	0.00	0	0.00	19.40
2	VANNAI SUPPLIERS PVT. LTD	3833509	17.37	0.00	0.00	0	0.00	0	0.00	17.37
3	RAVI MARKETING AND SERVICES PRIVATE LIMITED	2810750	12.74	0.00	0.00	0	0.00	0	0.00	12.74
4	DENDAYAL DAGA	1303320	5.91	0.00	0.00	0	0.00	0	0.00	5.91
5	SHYAM DAGA	1244260	5.64	0.00	0.00	0	0.00	0	0.00	5.64
6	RAJIV DAGA	812500	3.68	0.00	0.00	0	0.00	0	0.00	3.68
7	USHA DAGA	760200	3.45	0.00	0.00	0	0.00	0	0.00	3.45
8	THE MYSORE CHIFFONARDS LIMITED	739940	3.35	0.00	0.00	0	0.00	0	0.00	3.35
9	SHREE SHYAM TEA PRIVATE LIMITED	102900	0.47	0.00	0.00	0	0.00	0	0.00	0.47
10	SANGEETA BHARADIA	4100	0.02	0.00	0.00	0	0.00	0	0.00	0.02
	TOTAL :	15886729	72.00	0.00	0.00	0	0.00	0	0.00	72.00



[(C)] Statement showing holding of securities (including shares, warrants, convertible securities) of person belonging to the category "Public" and holding more than 1% of the total number of shares									
Sr.No.	Name of the shareholder	Number of shares held	Shares as a percentage of total number of shares (i.e., Grant total (A)+(B)+(C) indicated in Statement at para [(a) above])	Details of warrants		Details of convertible securities		Total shares (including underlying shares assuming full conversion of warrants and convertible securities) as a % of fitted share capital	
				Number of warrants held	As a % total number of warrants of the same class	Number of convertible securities held	% w.r.t total number of convertible securities of the same class		
1	SURADHA INVESTMENT PRIVATE LIMITED	397000	1.80	0	0.00	0	0.00	1.80	
TOTAL :		397000	1.80	0	0.00	0	0.00	1.80	




[(b)(2)(iii)]	Statement showing holding of securities (including shares, warrants, convertible securities) of persons (together with PAC) belonging to the category "Public" and holding more than 5% of the total number of shares of the company	Number of Shares held	Shares as a percentage of total number of shares (i.e., Grant total (A)/(B)-(C) indicated in Statement at para (f)(a) above)	Details of warrants	Details of convertible securities	Total shares (including underlying shares assuming full conversion of warrants and convertible securities) as a % of diluted share capital)
Sr.No.	Name(s) of the shareholder(s) and the Persons Acting in Concert (PAC) with shares held	Number of Shares held	Shares as a percentage of total number of shares (i.e., Grant total (A)/(B)-(C) indicated in Statement at para (f)(a) above)	Number of warrants held	Number of convertible securities held	Total shares (including underlying shares assuming full conversion of warrants and convertible securities) as a % of diluted share capital)
				As a % total number of warrants of the same class	% w.r.t total number of convertible securities of the same class	
	TOTAL :	0	0	0	0	0







STATEMENT SHOWING DETAILS OF DEPOSITORY RECEIPTS (DRS)			
(ii)(a)			
Sr.No.	Type of outstanding DR (ADRs,GDRs,SDRs,etc.)	Number of outstanding DRS	Number of shares underlying outstanding DRS
		0	0
	TOTAL :	0	0
			Shares underlying outstanding DRS as a percentage of total number of shares (i.e., Grand Total (A)+(B)+(C) indicated in Statement at Para(i)(a) above)
			0



(10)(b)	Statement showing Holding of Depository Receipts (DRs), where underlying shares held by "Promoter/Promoter group" are in excess of 1% of the total number shares.			
Sr.No.	Name of the DR Holder	Type of outstanding DR (ADRs,GDRs,SDRs, etc.)	Number of shares underlying outstanding DRs	Shares underlying outstanding DRs as a percentage of total number of shares (i.e., Grand Total (A)+(B)+(C) indicated in Statement at para (1)(a) above)
TOTAL :			0	0

