


Statement Showing Shareholding Pattern

Category code	Category of Shareholder		Table (I)(a)		Total shareholding as a percentage of total number of shares		Shares Pledged or otherwise encumbered	
			Total number of shares	Number of shares held in dematerialized form	As a percentage of (A+B) <sup>1</sup>	As a percentage of (A+B+C)	Number of shares	As a percentage
(i)	(ii)	(iii)	(iv)	(v)	(vi)	(vii)	(viii)	(ix) = (viii)/(iv)*100
(A)	Shareholding of Promoter and Promoter Group <sup>2</sup>							
1	Indian							
(a)	Individuals/ Hindu Undivided Family	21	41306997	41306997	29.21	29.21	7851545	19.01
(b)	Central Government/ State Government(s)	0	0	0	0.00	0.00	0	0.00
(c)	Bodies Corporate	13	62424011	62424011	44.15	44.15	8238886	13.20
(d)	Financial Institutions/ Banks	0	0	0	0.00	0.00	0	0.00
(e)	Any Others(Specify)	0	0	0	0.00	0.00	0	0.00
(e-i)		0	0	0	0.00	0.00	0	0.00
(e-ii)		0	0	0	0.00	0.00	0	0.00
	Sub Total(A)(1)	34	103731008	103731008	73.36	73.36	16090431	15.51
2	Foreign							
a	Individuals (Non-Residents Individuals/ Foreign Individuals)	0	0	0	0.00	0.00	0	0.00
b	Bodies Corporate	0	0	0	0.00	0.00	0	0.00
c	Institutions	0	0	0	0.00	0.00	0	0.00
d	Qualified Foreign Investor	0	0	0	0.00	0.00	0	0.00
e	Any Others(Specify)	0	0	0	0.00	0.00	0	0.00
e-i		0	0	0	0.00	0.00	0	0.00
e-ii		0	0	0	0.00	0.00	0	0.00
	Sub Total(A)(2)	0	0	0	0.00	0.00	0	0.00
	Total Shareholding of Promoter and Promoter Group (A)= (A)(1)+(A)(2)	34	103731008	103731008	73.36	73.36	16090431	15.51
(B)	Public shareholding							
1	Institutions							
(a)	Mutual Funds/ UTI	7	6007	5006	0.00	0.00	0	0.00
(b)	Financial Institutions/ Banks	41	101439	96950	0.07	0.07	0	0.00
(c)	Central Government/ State Government(s)	0	0	0	0.00	0.00	0	0.00
(d)	Venture Capital Funds	0	0	0	0.00	0.00	0	0.00
(e)	Insurance Companies	3	7244583	7244383	5.12	5.12	0	0.00
(f)	Foreign Institutional Investors	12	908621	877658	0.64	0.64	0	0.00
(g)	Foreign Venture Capital Investors	0	0	0	0.00	0.00	0	0.00
(h)	Qualified Foreign Investor	0	0	0	0.00	0.00	0	0.00
(i)	Any Other (specify)	0	0	0	0.00	0.00	0	0.00
(i-i)					0.00	0.00	0	0.00
(i-ii)					0.00	0.00	0	0.00
	Sub-Total (B)(1)	63	8260650	8224197	5.84	5.84	0	0.00
B 2	Non-institutions							
(a)	Bodies Corporate	604	10262474	9819594	7.26	7.26	0	0.00
(b)	Individuals							
i	i. Individual shareholders holding nominal share capital up to Rs. 1 lakh	44351	10337758	9333213	7.31	7.31	0	0.00
ii	ii. Individual shareholders holding nominal share capital in excess of Rs. 1 lakh.	170	8379492	8151254	5.93	5.93	0	0.00
(c)	Qualified Foreign Investor	0	0	0	0.00	0.00	0	0.00
(d)	Any Other (specify)	0	0	0	0.00	0.00	0	0.00
(d-i)	Clearing Members	64	48717	48717	0.03	0.03	0	0.00
(d-ii)	NRFs	227	385762	374810	0.27	0.27	0	0.00
	Sub-Total (B)(2)	45416	29414203	27727588	20.80	20.80	0	0.00
(B)	Total Public Shareholding (B)= (B)(1)+(B)(2)	45479	37674853	35951785	26.64	26.64	0	0.00
	TOTAL (A)+(B)	45513	141405861	139682793	100.00	100.00	16090431	11.38
(C)	Shares held by Custodians and against which Depository Receipts have been issued							
1	Promoter and Promoter Group	0	0	0			0	0.00
2	Public	0	0	0			0	0.00
	Sub-Total (C)	0	0	0			0	0.00
	TOTAL (A)+(B)+(C)	45513	141405861	139682793	100.00	100.00	16090431	11.38



Introductory sub-table (I)(a)	
Name of the Company: <b>MUKAND LIMITED</b>	
Scrip Code	Name of the scrip, class of security: 500460 (BSE), MUKANDLTD (NSE) - ISIN : INE304A01026
Pre Issue Share Capital	
Partly paid-up shares:-	
	As a % of total no. of partly paid-up shares
Held by promoter/promoter group	0.00
Held by public	0.00
Total	0.00
As a % of total no. of shares of the company	
Held by promoter/promoter group	0.00
Held by public	0.00
Total	0.00
Outstanding convertible securities:- No. of outstanding securities	
	As a % of total no. of outstanding convertible securities
Held by promoter/promoter group	0.00
Held by public	0.00
Total	0.00
As a % of total no. of shares of the company, assuming full conversion of the convertible securities	
Warrants:-	
	No. of warrants
	As a % of total no. of warrants
	As a % of total no. of shares of the company, assuming full conversion of warrants
Held by promoter/promoter group	0.00
Held by public	0.00
Total	0.00
Total paid-up capital of the company, assuming full conversion of warrants and convertible securities	
	141405861
	100.00






(I)(b) Statement showing holding of securities (including shares, warrants, convertible securities) of persons belonging to the category "Promoter and Promoter Group"

Sr. No.	Name of the shareholder	Details of Shares held		Encumbered shares (*)			Details of warrants		Details of convertible securities		Total shares (including underlying shares assuming full conversion of warrants and convertible securities) as a % of diluted share capital
		Number of shares held	As a % of grand total (A)+(B)+(C)	No.	As a percentage	As a % of grand total (A)+(B)+(C) of sub-clause (I)(a)	Number of warrants held	As a % total number of warrants of the same class	Number of convertible securities held	As a % total number of convertible securities of the same class	
(I)	(II)	(III)	(IV)	(V)	(VI)=(V)/ (III)*100	(VII)	(VIII)	(IX)	(X)	(XI)	(XII)
1	Shri Rahul Bajaj	904044	0.64	0	0.00	0.00	0	0.00	0	0.00	0.64
2	Shri Niraj Bajaj	12887158	9.11	0	0.00	0.00	0	0.00	0	0.00	9.11
3	Shri Rajesh V Shah	7200842	5.09	3644642	50.61	2.58	0	0.00	0	0.00	5.09
4	Shri Suketu V Shah	7169018	5.07	3063294	42.73	2.17	0	0.00	0	0.00	5.07
5	Shri Sanjivnayan Bajaj	1787	0.00	0	0.00	0.00	0	0.00	0	0.00	0.00
6	Shri Shekhar Bajaj	766094	0.54	0	0.00	0.00	0	0.00	0	0.00	0.54
7	Shri Madhur Bajaj	706200	0.50	0	0.00	0.00	0	0.00	0	0.00	0.50
8	Shri Anant Bajaj	86400	0.06	0	0.00	0.00	0	0.00	0	0.00	0.06
9	Smt Sunaina Kejriwal	1363	0.00	0	0.00	0.00	0	0.00	0	0.00	0.00
10	Smt Suman Jain	3744	0.00	0	0.00	0.00	0	0.00	0	0.00	0.00
11	Smt Anjana Viren Shah ( Nee Anjana Munsif )	30634	0.02	0	0.00	0.00	0	0.00	0	0.00	0.02
12	Shri Narendrakumar J Shah	99805	0.07	0	0.00	0.00	0	0.00	0	0.00	0.07
13	Smt Jyoti Shah	21117	0.01	0	0.00	0.00	0	0.00	0	0.00	0.01
14	Smt Bansri Rajesh Shah	3431542	2.43	615586	17.94	0.44	0	0.00	0	0.00	2.43
15	Smt Czaee Sukumar Shah	4057212	2.87	0	0.00	0.00	0	0.00	0	0.00	2.87
16	Priyadarhika Rajesh Shah	960046	0.68	480023	50.00	0.34	0	0.00	0	0.00	0.68
17	Shri Kaustubh Rajesh Shah	96000	0.07	48000	50.00	0.03	0	0.00	0	0.00	0.07
18	Shri Rishabh Sukumar Vir	191138	0.14	0	0.00	0.00	0	0.00	0	0.00	0.14
19	Bajaj Auto Employees Welfare Funds	2245592	1.59	0	0.00	0.00	0	0.00	0	0.00	1.59
20	Shekharkumar Ramkrishnaji Bajaj (BELEWF)	121422	0.09	0	0.00	0.00	0	0.00	0	0.00	0.09
21	Shri Surendra Bhaichand Jhaveri (Mukand EWF)	326041	0.23	0	0.00	0.00	0	0.00	0	0.00	0.23
22	Akhil Investments & Traders Pvt Ltd	260	0.00	0	0.00	0.00	0	0.00	0	0.00	0.00
23	Bachhraj & Co Pvt Ltd	3350692	2.37	0	0.00	0.00	0	0.00	0	0.00	2.37
24	Bachhraj Factories Pvt Ltd	1378168	0.97	0	0.00	0.00	0	0.00	0	0.00	0.97
25	Bajaj Holdings & Investment Ltd	8113564	5.74	0	0.00	0.00	0	0.00	0	0.00	5.74
26	Bajaj Sevashram Pvt Ltd	2500160	1.77	0	0.00	0.00	0	0.00	0	0.00	1.77
27	Baroda Industries Pvt Ltd	14326616	10.13	0	0.00	0.00	0	0.00	0	0.00	10.13
28	Jamnalal Sons Pvt Ltd	26295522	18.60	3889080	14.71	2.74	0	0.00	0	0.00	18.60
29	Jeewan Limited	4785369	3.38	3688336	77.08	2.61	0	0.00	0	0.00	3.38
30	Mukand Engineers Ltd	1362400	0.98	681200	50.00	0.48	0	0.00	0	0.00	0.98
31	Niraj Holdings Pvt Ltd	1000	0.00	0	0.00	0.00	0	0.00	0	0.00	0.00
32	Sidya Investments Ltd	160000	0.11	0	0.00	0.00	0	0.00	0	0.00	0.11
33	Valiant Investments & Trades Pvt Ltd	260	0.00	260	100.00	0.00	0	0.00	0	0.00	0.00
34	Bahar Mercantile Ltd	150000	0.11	0	0.00	0.00	0	0.00	0	0.00	0.11
<b>TOTAL</b>		<b>103731008</b>	<b>73.36</b>	<b>16090431</b>	<b>15.51</b>	<b>11.38</b>	<b>0</b>	<b>0.00</b>	<b>0</b>	<b>0.00</b>	<b>73.36</b>

(\*) The term "encumbered" has the same meaning as assigned to it in regulation 28(3) of the SAST Regulations, 2011




Shareholding Pattern - CI.35 - Mukand Ltd.

Scrip Code (BSE)- 500460  
Scrip Name (NSE)- MUKANDLTD

Post Issue Share Capital  
As on 15<sup>th</sup> March, 2014

(D)(c)(i) Statement showing holding of securities (including shares, warrants, convertible securities) of persons belonging to the category "Public" and holding more than 1% of the total number of shares

Sr. No.	Name of the shareholder	Number of shares held	Shares as a percentage of total number of shares i.e., Grand Total (A)+(B)+(C) indicated in Statement at para (1)(a) above)	Details of warrants		Details of convertible securities		Total shares (including underlying shares assuming full conversion of warrants and convertible securities) as a % of diluted share capital
				Number of warrants held	As a % total number of warrants of the same class	Number of convertible securities held	% w.r.t total number of convertible securities of the same class	
1	LIFE INSURANCE CORPORATION OF INDIA	7228076	5.11	0	0.00	0	0.00	5.11
2	SHINANO RETAIL PRIVATE LIMITED	3579056	2.53	0	0.00	0	0.00	2.53
3	RAKESH SALJAN GUPTA	1761079	1.25	0	0.00	0	0.00	1.25
<b>TOTAL</b>		<b>12568211</b>	<b>8.89</b>	<b>0</b>	<b>0.00</b>	<b>0</b>	<b>0.00</b>	<b>8.89</b>











Shareholding Pattern - Cl.35 -  
Mukand Ltd.

Shareholding Pattern - Cl.35 -  
Mukand Ltd.

Post-Issue Share Capital  
As on 15<sup>th</sup> March, 2014

(II)(a) Statement showing details of Depository Receipts (DRs)

Sr. No.	Type of outstanding DR (ADRs, GDRs, SDRs, etc.)	Number of outstanding DRs	Number of shares underlying outstanding DRs	Shares underlying outstanding DRs as a percentage of total number of shares {i.e., Grand Total (A)+(B)+(C) indicated in Statement at para (I)(a) above}
1	NIL	NIL	0	0.00
TOTAL				0.00



