

Introductory sub-table (I)(a)

Name of the Company: ABIRAMI FINANCIAL SERVICES (INDIA) LIMITED

Script Code: 511756, Name of the scrip: ABIRAMI FINANCIAL SERVICES (INDIA) LIMITED, class of security: EQUITY

Quarter ended: 31/03/2014

Partly paid-up shares:-		No. of partly paid-up shares	As a % of total no. of partly paid-up shares	As a % of total no. of shares of the company
Held by promoter/promoter group	NIL			NIL
Held by public	NIL			NIL
Total - D	NIL			NIL
Outstanding convertible securities:- No. of outstanding securities				
		As a % of total no. of outstanding convertible securities		As a % of total no. of shares of the company, assuming full conversion of the convertible securities
Held by promoter/promoter group	NIL			NIL
Held by public	NIL			NIL
Total - E	NIL			NIL
Warrants:-				
		No. of warrants	As a % of total no. of warrants	As a % of total no. of shares of the company, assuming full conversion of warrants
Held by promoter/promoter group	NIL			NIL
Held by public	NIL			NIL
Total - F	NIL			NIL
Total paid-up capital of the company, assuming full conversion of warrants and convertible securities		6000000		

For ABIRAMI FINANCIAL SERVICES (INDIA) LTD.,


Executive Director

Statement Showing Shareholding Pattern

Category code	Category of Shareholder	Number of Shareholders	Total number of shares	Number of shares held in dematerialized form	Total shareholding as a percentage of total number of shares		Shares Pledged or otherwise encumbered	As a percentage
					As a percentage of (A+B) ¹ (VI)	As a percentage of (A+B+C) (VII)		
(I)								
(A)	Shareholding of Promoter and Indian							
(a)	Individuals/ Hindu Undivided Family - Director							
(b)	Central Government/ State Government(s)	2	2465000	2465000	41.08	41.08	0	0.00
(c)	Bodies Corporate	0	0	0	0.00	0.00	0	0.00
(d)	Financial Institutions/ Banks	0	0	0	0.00	0.00	0	0.00
(e)	Any Others (Specify)	0	0	0	0.00	0.00	0	0.00
(e-i)		0	0	0	0.00	0.00	0	0.00
(e-ii)		0	0	0	0.00	0.00	0	0.00
	Sub Total(A)(I)	2	2465000	2465000	41.08	41.08	0	0.00

For ABIRAMI FINANCIAL SERVICES (INDIA) LTD.,

Executive Director

2	Foreign								
a	Foreign Individuals (Non-Residents Individuals/ Foreign Individuals) - Director	1	1080000	1080000	18.00	18.00	0	0.00	
b	Bodies Corporate	0	0	0	0.00	0.00	0	0.00	
c	Institutions	0	0	0	0.00	0.00	0	0.00	
d	Qualified Foreign Investor	0	0	0	0.00	0.00	0	0.00	
e	Any Others(Specify)	0	0	0	0.00	0.00	0	0.00	
e-i		0	0	0	0.00	0.00	0	0.00	
e-ii		0	0	0	0.00	0.00	0	0.00	
	Sub Total(A)(2)	1	1080000	1080000	18.00	18.00	0	0.00	
	Total Shareholding of Promoter and	3	3545000	3545000	59.08	59.08	0	0.00	

For ABRAMI FINANCIAL SERVICES (INDIA) LTD.,

Executive Director



(B)	Public shareholding																	
1	Institutions																	
(a)	Mutual Funds/ UFI	0	0	0	0	0.00	0.00	NA	NA									
(b)	Financial Institutions / Banks	0	0	0	0	0.00	0.00	NA	NA									
(c)	Central Government/ State Government(s)	0	0	0	0	0.00	0.00	NA	NA									
(d)	Venture Capital Funds	0	0	0	0	0.00	0.00	NA	NA									
(e)	Insurance Companies	0	0	0	0	0.00	0.00	NA	NA									
(f)	Foreign Institutional Investors	0	0	0	0	0.00	0.00	NA	NA									
(g)	Foreign Venture Capital Investors	0	0	0	0	0.00	0.00	NA	NA									
(h)	Qualified Foreign Investor	0	0	0	0	0.00	0.00	NA	NA									
(i)	Any Other (specify)	0	0	0	0	0.00	0.00	NA	NA									
(i-i)		0	0	0	0	0.00	0.00	NA	NA									
(i-ii)		0	0	0	0	0.00	0.00	NA	NA									
	Sub-Total (B)(1)	0	0	0	0	0.00	0.00	NA	NA									

For ABIRAMI FINANCIAL SERVICES (INDIA) LTD.,


Executive Director

B 2		Non-institutions									
(a)	Bodies Corporate	23	690869	627369	11.51	11.51	NA	NA			NA
(b)	Individuals										
	Individuals - i. Individual shareholders holding nominal share capital up to Rs 1 lakh	861	253888	133105	4.23	4.23	NA	NA			NA
II	ii. Individual shareholders holding nominal share capital in excess of Rs. 1 lakh.	12	768552	564552	12.81	12.81	NA	NA			NA
(c)	Qualified Foreign Investor	0	0	0	0.00	0.00	NA	NA			NA
(d)	Any Other (specify)										
(d-i)	HINDU UNDIVIDED FAMILIES	4	25532	25532	0.43	0.43	NA	NA			NA
(d-ii)	NON RESIDENT INDIANS	7	716159	716159	11.94	11.94	NA	NA			NA
	Sub-Total (B)(2)	907	2455000	2066717	40.92	40.92	NA	NA			NA
(B)	Total Public Shareholding (B)= (B)(1)+(B)(2)	907	2455000	2066717	40.92	40.92	NA	NA			NA
	TOTAL (A)+(B)	910	6000000	5611717	100.00	100.00	0	0			0.00
(C) Shares held by Custodians and against which Depository Receipts have been issued											
1	Promoter and Promoter Group	0	0	0	0.00	0.00	NA	NA			NA
2	Public	0	0	0	0.00	0.00	NA	NA			NA
	Sub-Total (C)	0	0	0	0.00	0.00	NA	NA			NA
	GRAND TOTAL (A)+(B)+(C)	910	6000000	5611717	100.00	100.00	0	0			0.00

For ABIRAMI FINANCIAL SERVICES (INDIA) LTD.

Executive Director

(1)(b) Statement showing holding of securities (including shares, warrants, convertible securities) of persons belonging to the category "Promoter and Promoter Group" - 31/03/2014

Sr. No.	Name of the shareholder	Details of Shares held			Encumbered shares (*)		Details of warrants		Details of convertible securities		Total shares (including underlying shares assuming full conversion of warrants and convertible securities) as a % of diluted share capital
		Number of shares held	As a % of grand total (A)+(B)+(C)	No.	As a percentage (V)/(VI)*100	As a % of grand total (A)+(B)+(C) of sub-clause (I)(a)	Number of warrants held	As a % total number of warrants of the same class	Number of convertible securities held	As a % total number of convertible securities of the same class	
(i)	(ii)	(iii)	(iv)	(v)	(vi)=(v)/(iii)*100	(vii)	(viii)	(ix)	(x)	(xi)	
1	Mr. K. V. AIYAPPAN	2065000	34.42	0	0.00	0.00	0	0.00	0	0.00	34.42
2	Mr. K. V. AIYAPPAN	400000	6.67	0	0.00	0.00	0	0.00	0	0.00	6.67
3	Mr. TECKCHAND VASWANI	1080000	18.00	0	0.00	0.00	0	0.00	0	0.00	18.00
TOTAL		3545000	59.08	0	0.00	0.00	0	0.00	0	0.00	59.08


For ABRAMI FINANCIAL SERVICES (INDIA) LTD.,

Executive Director

(1)(c)(i) Statement showing holding of securities (including shares, warrants, convertible securities) of persons belonging to the category "Public" and holding more than 1% of the total number of shares - 31/03/2014

Sr. No.	Name of the shareholder	Number of shares held	Shares as a percentage of total number of shares {i.e., Grand Total (A)+(B)+(C) indicated in Statement at para (1)(a) above}	Details of warrants		Details of convertible securities		Total shares (including underlying shares assuming full conversion of warrants and convertible securities) as a % of diluted share capital
				Number of warrants held	As a % of total number of warrants of the same class	Number of convertible securities held	% w.r.t total number of convertible securities of the same class	
1	Mr. BANWARILAL SINGHANIA	140400	2.34	0	0.00	0	0.00	2.34
2	Mr. PRAMOD H V	182250	3.04	0	0.00	0	0.00	3.04
3	Mrs. K. PADMA	158300	2.64	0	0.00	0	0.00	2.64
4	Mr. MOHANDAS J BHOJWANI	100000	1.67	0	0.00	0	0.00	1.67
5	Mr. P. GURUNATHAN	194000	3.23	0	0.00	0	0.00	3.23
6	Mr. HUSSAINI AKHTAR KAGALWALA	96000	1.60	0	0.00	0	0.00	1.60
7	Mr. SURESH HARKISHIN MIRCHANDANI	225000	3.75	0	0.00	0	0.00	3.75
8	M/s. TIRUVENGADAM INVESTMENTS PRIVATE LIMITED	217000	3.62	0	0.00	0	0.00	3.62
9	M/s. LAKSHMANA ASSOCIATES PRIVATE LIMITED	267100	4.45	0	0.00	0	0.00	4.45
10	M/s. JAYAHARI ENTERPRISES PRIVATE LIMITED	122707	2.05	0	0.00	0	0.00	2.05
11	Mr. P. MANIKANDAN	100000	1.67	0	0.00	0	0.00	1.67
12	Mr. BHASKAR GOPALAN	100000	1.67	0	0.00	0	0.00	1.67
TOTAL		1902757	31.71	0	0.00	0	0.00	31.71


For ABIRAMI FINANCIAL SERVICES (INDIA) LTD.,


Executive Director

(D)(c)(ii) Statement showing holding of securities (including shares, warrants, convertible securities) of persons (together with PAC) belonging to the category "Public" and holding more than 5% of the total number of shares of the company - 31/03/2014: NIL

Sr. No.	Name(s) of the shareholder(s) and the Persons Acting in Concert (PAC) with them	Number of shares	Shares as a percentage of total number of shares i.e., Grand Total (A)+(B)+(C) indicated in Statement at para (D)(a) above}	Details of warrants		Details of convertible securities		Total shares (including underlying shares assuming full conversion of warrants and convertible securities) as a % of diluted share capital
				Number of warrants	As a % total number of warrants of the same class	Number of convertible securities held	% w.r.t total number of convertible securities of the same class	
	NIL							

For ABRAMI FINANCIAL SERVICES (INDIA) LTD.


Executive Director

(D)(d) Statement showing details of locked-in shares - 31/03/2014

Sr. No.	Name of the shareholder	Category of shareholders (Promoters / Public)	Number of Locked-in shares	Locked-in shares as a percentage of total number of shares (i.e. Grand Total (A)+(B)+(C) indicated in Statement at para (D)(d) above)
	NIL			

For ABRAMI FINANCIAL SERVICES (INDIA) LTD.,

Executive Director

(II)(a) Statement showing details of Depository Receipts (DRs) - 31/03/2014

Sr. No.	Type of outstanding DR (ADRs, GDRs, SDRs, etc.)	Number of outstanding DRs	Number of shares underlying outstanding DRs	Shares underlying outstanding DRs as a percentage of total number of shares {i.e., Grand Total (A)+(B)+(C) indicated in Statement at para (I)(a) above}
NIL				
TOTAL				0.00

For ABIRANI FINANCIAL SERVICES (INDIA) LTD.,


Executive Director

(D)(b) Statement showing holding of Depository Receipts (DRs), where underlying shares held by "promoter/promoter group" are in excess of 1% of the total number of shares - 31/03/2014


Sr. No.	Name of the DR Holder	Type of outstanding DR (ADRs, GDRs, SDRs, etc.)	Number of shares underlying outstanding DRs	Shares underlying outstanding DRs as a percentage of total number of shares {i.e., Grand Total (A)+(B)+(C) indicated in Statement at para (D)(a) above}
NIL				

For ABIRAMI FINANCIAL SERVICES (INDIA) LTD.


Executive Director

(III)(a) Statement showing the voting pattern of share holders, if more than one class of shares/securities is issued by the issuer - As on 31/03/2014: - NOT APPLICABLE.

For ABRAMI FINANCIAL SERVICES (INDIA) LTD.,


Executive Director