

Agro Tech Foods Limited

11th April, 2014

The Secretary,
Mumbai Stock Exchange,
27th Floor, Pheroze Jeejeebhoy Towers,
Dalal Street,
Mumbai - 400 001.
Ph. No. 022- 22721233 / 22721234
Fax No. 022-22723121 / 22721072

The Manager
Listing Department
National Stock Exchange of India Limited
Exchange Plaza, Bandra-Kurla Complex,
Bandra (E), Mumbai – 400 051.
Ph.No. 022- 26598100 / 26598101
Fax No. 022-26598237 / 26598238

Codes BSE Scrip code 500215, Co. code 1311
NSE Symbol ATFL, Series EQ-Rolling Settlement

Dear Sirs,

Re: Clause 35 of the Listing Agreement

We enclose, as required under the Stock Exchange Regulations, shareholding pattern for the quarter ended 31st March, 2014 in the prescribed form.

The Share Holding Pattern for the quarter ended 31st March, 2014 is being uploaded on NEAPS.

This information is also being posted on the Company's website (www.atfoods.com) as required by Clause 35 of the Listing Agreement.

Kindly take this on record.

Thanking you,

Yours faithfully,
For Agro Tech Foods Limited



SECRETARIAL DEPARTMENT

Encl: a/a.

ATFL an affiliate of
ConAgra
Foods
Food you love



(1)(a) STATEMENT SHOWING SHAREHOLDING PATTERN IN CLAUSE-35			
NAME OF THE COMPANY: AGRO TECH FOODS LIMITED			
SCRIP CODE:	Name of the Scrip:		
Class of Security:			
QUARTER ENDED:	31/03/2014		
	No. of partly paid-up shares	As a % of total no. of partly paid-up shares	As a % of total no. of shares of the Company.
Partly paid-up shares			
Held by promoter/promoter group	0	0	0
Held by Public	0	0	0
Total:	0	0	0
	No. of outstanding securities	As a % of total no. of outstanding convertible securities.	As a % of total no. of shares of the Company assuming full conversion of the convertible securities
Outstanding convertible securities:			
Held by promoter/promoter group	0	0	0
Held by Public	0	0	0
Total:	0	0	0
	No. of warrants	As a % of total no. of warrants	As a % of total no. of shares of the Company, assuming full conversion of warrants
Warrants:			
Held by promoter/promoter group	0	0	0
Held by Public	0	0	0
Total:	0	0	0
Total paid-up capital of the Company, assuming full conversion of warrants and convertible securities	24369264	0	100.00




SHARE HOLDING PATTERN AS ON 31ST MARCH, 2014


CATEGORY CODE	CATEGORY OF SHAREHOLDER	NO OF SHAREHOLDERS (iii)	TOTAL NUMBER OF SHARES (iv)	NO OF SHARES HELD IN DEMATERIALIZED FORM (v)	TOTAL SHAREHOLDING AS A % OF TOTAL NO OF SHARES			SHARES PLEDGE OR OTHERWISE ENCUMBERED	
					As a PERCENTAGE of (A+B) (vi)	As a PERCENTAGE of (A+B+C) (vii)	NUMBER OF SHARES (viii)	AS a PERCENTAGE (ix) = (viii) / (ix) * 100	
(1)	(i) PROMOTER AND PROMOTER GROUP								
(A)	INDIAN								
(a)	Individual / HUF	0	0	0	0.00	0.00	0	0.00	0.00
(b)	Central Government / State Government(s)	0	0	0	0.00	0.00	0	0.00	0.00
(c)	Bodies Corporate	0	0	0	0.00	0.00	0	0.00	0.00
(d)	Financial Institutions / Banks	0	0	0	0.00	0.00	0	0.00	0.00
(e)	Others	0	0	0	0.00	0.00	0	0.00	0.00
	Sub-Total A(1) :	0	0	0	0.00	0.00	0	0.00	0.00
(2)	FOREIGN								
(a)	Individuals (NRIs/Foreign Individuals)	0	0	0	0.00	0.00	0	0.00	0.00
(b)	Bodies Corporate	1	12616619	12616619	51.77	51.77	0	0.00	0.00
(c)	Institutions	0	0	0	0.00	0.00	0	0.00	0.00
(d)	Qualified Foreign Investor	0	0	0	0.00	0.00	0	0.00	0.00
(e)	Others	0	0	0	0.00	0.00	0	0.00	0.00
	Sub-Total A(2) :	1	12616619	12616619	51.77	51.77	0	0.00	0.00
	Total A=A(1)+A(2)	1	12616619	12616619	51.77	51.77	0	0.00	0.00
(B)	PUBLIC SHAREHOLDING								
(1)	INSTITUTIONS								
(a)	Mutual Funds /UTI	29	2106519	2106519	8.64	8.64	0	0.00	0.00
(b)	Financial Institutions /Banks	5	3280	3280	0.01	0.01	0	0.00	0.00
(c)	Central Government / State Government(s)	0	0	0	0.00	0.00	0	0.00	0.00
(d)	Venture Capital Funds	0	0	0	0.00	0.00	0	0.00	0.00
(e)	Insurance Companies	0	0	0	0.00	0.00	0	0.00	0.00
(f)	Foreign Institutional Investors	17	811168	810368	3.33	3.33	0	0.00	0.00
(g)	Foreign Venture Capital Investors	0	0	0	0.00	0.00	0	0.00	0.00
(h)	Qualified Foreign Investor	0	0	0	0.00	0.00	0	0.00	0.00
(i)	Others	0	0	0	0.00	0.00	0	0.00	0.00
	Sub-Total B(1) :	51	2920967	291767	11.96	11.96	0	0.00	0.00
(2)	NON-INSTITUTIONS								
(a)	Bodies Corporate	469	2805099	2792683	11.51	11.51	0	0.00	0.00
(b)	Individuals								
	(i) Individuals holding nominal share capital upto Rs.1 lakh	13471	2410355	1982218	9.89	9.89	0	0.00	0.00
	(ii) Individuals holding nominal share capital in excess of Rs.1 lakh	26	2455934	2455934	10.08	10.08	0	0.00	0.00
(c)	Others								
	FOREIGN BANKS	2	200	0	0.00	0.00	0	0.00	0.00



CATEGORY CODE	CATEGORY OF SHAREHOLDER	NO OF SHAREHOLDERS (iii)	TOTAL NUMBER OF SHARES (iv)	NO OF SHARES HELD IN DEMATERIALIZED FORM (v)	TOTAL SHAREHOLDING AS A % OF TOTAL NO OF SHARES		SHARES PLEDGE OR OTHERWISE ENCUMBERED	
					AS a PERCENTAGE of (A+B) (vi)	AS a PERCENTAGE of (A+B+C) (vii)	NUMBER OF SHARES (viii)	AS a PERCENTAGE (ix)=[viii]/(iv)*100
(ii)	CLEARING MEMBERS	75	29770	29770	0.12	0.12		
	TRUSTS	1	1066793	1066793	4.38	4.38		
(d)	Qualified Foreign investor	0	0	0	0.00	0.00		
	Sub-Total B(2) :	14277	8831678	8831678	36.24	36.24		
	Total B=B(1)+B(2) :	14328	11752645	11306992	48.23	48.23		
	Total (A+B) :	14329	24369264	23923611	100.00	100.00		
(c)	Shares held by custodians, against which Depository Receipts have been issued							
(1)	Promoter and Promoter Group							
(2)	Public	0	0	0	0.00	0.00		
	GRAND TOTAL (A+B+C) :	14329	24369264	23923611	100.00	100.00	0	0.00



Statement showing holding of securities (including shares, warrants, convertible securities) of persons belonging to the category "Public" and holding more than 1% of the total number of shares									
Sl. No.	Name of the shareholder	Number of shares held	Shares as a percentage of total number of shares (i.e., Grant total (A)-(B)+(C) indicated in Statement at para [(a) above])	Details of warrants			Details of convertible securities		Total shares (including underlying shares assuming full conversion of warrants and convertible securities) as a % of diluted share capital)
				Number of warrants held	As a % total number of warrants of the same class	Number of convertible securities held	% w.r.t total number of convertible securities of the same class		
1	SBH EMERGING BUSINESSES FUND	1215000	4.99	0	0.00	0	0.00	4.99	
2	MUNHUNWALA RAKESH RADHESHYAM	1153700	4.73	0	0.00	0	0.00	4.73	
3	AGRO TECH ESOP TRUST	1066793	4.28	0	0.00	0	0.00	4.38	
4	M3 INVESTMENT PRIVATE LIMITED	1061266	4.95	0	0.00	0	0.00	4.35	
5	MUNHUNWALA REKHA RAKESH	663559	2.72	0	0.00	0	0.00	2.72	
6	BAJAJ ALLIANZ LIFE INSURANCE COMPANY LTD.	358934	1.46	0	0.00	0	0.00	1.46	
	TOTAL :	5517153	22.64	0	0.00	0	0.00	22.64	




STATEMENT OF THE BOARD OF DIRECTORS

STATEMENT SHOWING HOLDING OF SECURITIES (INCLUDING SHARES, WARRANTS, CONVERTIBLE SECURITIES) OF PERSONS (TOGETHER WITH PAC) BELONGING TO THE CATEGORY "PUBLIC" AND HOLDING MORE THAN 5% OF THE TOTAL NUMBER OF SHARES OF THE COMPANY


Sr. No.	Name(s) of the shareholder(s) and the Persons Acting in Concert (PAC) with shares held	Number of shares held	Shares as a percentage of total number of shares (i.e., $\frac{\text{Grant total (A+H)} \times (C)}{\text{Indicated in Statement at para (1)(a) above}}$)	Details of warrants		Details of convertible securities		Total shares (including underlying shares assuming full conversion of warrants and convertible securities) as a % of diluted share capital
				Number of warrants held	As a % total number of warrants of the same class	Number of convertible securities held	% w.r.t total number of convertible securities of the same class	
TOTAL :								
		0		0	0	0	0	0





STATEMENT SHOWING DETAILS OF LOCKED-IN SHARES"		
(i)(d)	Number of locked-in shares	Locked-in shares as a (%) percentage of total number of shares (i.e, Grand Total (A)+(B)+(C) Indicated in Statement at para (i)(a) above)
Sr.No.	Name of the shareholder	Promoter/Promoter Group/Public
TOTAL :		0





STATEMENT SHOWING DETAILS OF DEPOSITORY RECEIPTS (DRS)			
(H)(a)			
	Number of outstanding DRS	Number of shares underlying outstanding DRS	Shares underlying outstanding DRS as a percentage of total number of shares {i.e., Grand Total (A)+(B)+(C) indicated in Statement at Para (I)(a) above}
St.No.	Type of outstanding DR (ADRs, GDRs, SDRs, etc.)		
	TOTAL :	0	0

Statement showing Holding of Depository Receipts (DRs), where underlying shares held by "Promoter/Promoter group" are in excess of 1% of the total number shares.				
(U)(b)		Type of outstanding DR (ADRs, GDRs, SDRs, etc.)	Number of shares underlying outstanding DRs	Shares underlying outstanding DRs as a percentage of total number of shares (i.e., Grand Total (A)+(B)+(C) indicated in Statement at para (i)(a) above)
Sr.No.	Name of the DR Holder			
TOTAL :			0	0



Agro Tech Foods Limited

11th April, 2014

The Secretary,
Mumbai Stock Exchange,
27th Floor, Pheroze Jeejeebhoy Towers,
Dalal Street,
Mumbai - 400 001.
Ph. No. 022- 22721233 / 22721234
Fax No. 022-22723121 / 22721072

The Manager
Listing Department
National Stock Exchange of India Limited
Exchange Plaza, Bandra-Kurla Complex,
Bandra (E), Mumbai – 400 051.
Ph.No.022- 26598100 / 26598101
Fax No. 022-26598237 / 26598238

Codes: BSE Scrip code 500215, Co. code 1311
NSE Symbol ATFL, Series EQ-Rolling Settlement

Dear Sirs,

Sub: **Enforcement of Corporate Governance – Clause 49**
of the Listing Agreement.

Re: **Quarterly Compliance Report on Corporate**
Governance for 31st March, 2014

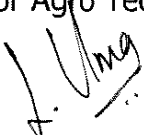
As required under the aforesaid regulations, we enclose the Quarterly Compliance Report on Corporate Governance as on 31st March, 2014.

The Corporate Governance report for the quarter ended 31st March, 2014 is being uploaded on NEAPS.

You are requested to take the above Report on record.

Thanking you,

Yours faithfully,
For Agro Tech Foods Limited



SECRETARIAL DEPARTMENT

Encl: a/a

ATFL an affiliate of
ConAgra
@Foods
Food you love

Agro Tech Foods Limited

Status of Compliance with Revised Clause 49 of the Listing Agreement as on 31st March, 2014.

Particulars	Clause of Listing Agreement	Compliance Status Yes/No	Remarks
I. Board of Directors	49I	Yes	
(A) Composition of Board	49 (IA)	Yes	
(B) Non-executive Directors' Compensation & disclosures	49 (IB)	Yes	Payment of sitting fees to Non-Executive Independent Directors for attending meetings of the Board and other Committees of the Board has been approved by the Board of Directors. Payment of Commission has been approved by the share holders.
(C) Other provisions as to Board and Committees	49 (IC)	Yes	Last Board Meeting held on 15 th January, 2014, next Board Meeting is on 22 nd April, 2014.
(D) Code of Conduct	49 (ID)	Yes	Amended Code of Conduct for Board and Senior Management and Non Mandatory Whistle Blower Policy approved by the Board on 26 th July, 2013. This is posted on the website of the Company. www.atfoods.com
II. Audit Committee	49 (II)	Yes	
(A) Qualified & Independent Audit Committee	49 (IIA)	Yes	
(B) Meeting of Audit Committee	49 (IIB)	Yes	Last Audit Committee Meeting held on 15 th January, 2014 next Audit Committee Meeting is on 22 nd April, 2014.
(C) Powers of Audit Committee	49 (IIC)	Yes	
(D) Role of Audit Committee	49 (IID)	Yes	
(E) Review of Information by Audit Committee	49 (IIE)	Yes	
III. Subsidiary Companies	49 (III)	Currently NA	Only one Indian subsidiary and that is Not a material non-listed



			Company
IV. Disclosures	49 (IV)	Yes	
(A) Basis of related party transactions	49 (IVA)	Yes	
(B) Disclosures of Accounting Treatment	49 (IVB)	Yes	On going exercise and is complied with as and when required.
(C) Board Disclosures - Risk Management	49 (IVC)	Yes	Risk Management, Framework and Internal Controls in Financial Reporting Procedures adopted by the Company at the Board Meeting held on 1st May, 2006. The Company has framed a risk management policy and testing in accordance with the laid down policy is being carried out periodically.
(D) Proceeds from Public Issues, Rights Issues, Preferential Issues etc.	49 (IVD)	Currently NA	Will be complied as and when required.
(E) Remuneration of Directors	49 (IVE)	Yes	Payment of sitting fees to Non Executive Independent Directors for attending meetings of the Board and other committees of the Board has been approved by the Board of Directors and payment of commission has been approved by the shareholders.
(F) Management	49 (IVF)	Yes	Annexed as part of the Annual Report along with the Auditors' Report on its compliance and sent to shareholders.
(G) Shareholders	49 (IVG)	Yes	Annexed as part of the Annual Report along with the Auditors' Report on its compliance and sent to shareholders.
V. CEO / CFO Certification	49 (V)	Yes	Will be complied in the coming Annual Report
VI. Report on Corporate Governance	49 (VI)	Yes	Will be complied in the coming Annual Report
VII. Compliance	49 (VII)	Yes	Compliance Reports submitted to Stock Exchanges on time.



Agro Tech Foods Limited

11th April, 2014

The Secretary,
Mumbai Stock Exchange,
27th Floor, Pheroze Jeejeebhoy Towers,
Dalal Street,
Mumbai - 400 001.
Ph. No. 022- 22721233 / 22721234
Fax No. 022-22723121 / 22721072

The Manager
Listing Department
National Stock Exchange of India Limited
Exchange Plaza, Bandra-Kurla Complex,
Bandra (E), Mumbai – 400 051.
Ph.No.022- 26598100 / 26598101
Fax No. 022-26598237 / 26598238

Codes: BSE Scrip code 500215, Co. code 1311
NSE Symbol ATFL, Series EQ-Rolling Settlement

Dear Sirs,

Sub: **Enforcement of Corporate Governance – Clause 49**
of the Listing Agreement.

Re: **Quarterly Compliance Report on Corporate**
Governance for 31st March, 2014

As required under the aforesaid regulations, we enclose the Quarterly Compliance Report on Corporate Governance as on 31st March, 2014.

The Corporate Governance report for the quarter ended 31st March, 2014 is being uploaded on NEAPS.

You are requested to take the above Report on record.

Thanking you,

Yours faithfully,
For Agro Tech Foods Limited



SECRETARIAL DEPARTMENT

Encl: a/a

ATFL an affiliate of
ConAgra
Foods
Food you love

Agro Tech Foods Limited

Status of Compliance with Revised Clause 49 of the Listing Agreement as on 31st March, 2014.

Particulars	Clause of Listing Agreement	Compliance Status Yes/No	Remarks
I. Board of Directors	49I	Yes	
(A) Composition of Board	49 (IA)	Yes	
(B) Non-executive Directors' Compensation & disclosures	49 (IB)	Yes	Payment of sitting fees to Non-Executive Independent Directors for attending meetings of the Board and other Committees of the Board has been approved by the Board of Directors. Payment of Commission has been approved by the share holders.
(C) Other provisions as to Board and Committees	49 (IC)	Yes	Last Board Meeting held on 15 th January, 2014, next Board Meeting is on 22 nd April, 2014.
(D) Code of Conduct	49 (ID)	Yes	Amended Code of Conduct for Board and Senior Management and Non Mandatory Whistle Blower Policy approved by the Board on 26 th July, 2013. This is posted on the website of the Company. www.atfoods.com
II. Audit Committee	49 (II)	Yes	
(A) Qualified & Independent Audit Committee	49 (IIA)	Yes	
(B) Meeting of Audit Committee	49 (IIB)	Yes	Last Audit Committee Meeting held on 15 th January, 2014 next Audit Committee Meeting is on 22 nd April, 2014.
(C) Powers of Audit Committee	49 (IIC)	Yes	
(D) Role of Audit Committee	49 (IID)	Yes	
(E) Review of Information by Audit Committee	49 (IIE)	Yes	
III. Subsidiary Companies	49 (III)	Currently NA	Only one Indian subsidiary and that is Not a material non-listed



			Company
IV. Disclosures	49 (IV)	Yes	
(A) Basis of related party transactions	49 (IVA)	Yes	
(B) Disclosures of Accounting Treatment	49 (IVB)	Yes	On going exercise and is complied with as and when required.
(C) Board Disclosures - Risk Management	49 (IVC)	Yes	Risk Management, Framework and Internal Controls in Financial Reporting Procedures adopted by the Company at the Board Meeting held on 1st May, 2006. The Company has framed a risk management policy and testing in accordance with the laid down policy is being carried out periodically.
(D) Proceeds from Public Issues, Rights Issues, Preferential Issues etc.	49 (IVD)	Currently NA	Will be complied as and when required.
(E) Remuneration of Directors	49 (IVE)	Yes	Payment of sitting fees to Non Executive Independent Directors for attending meetings of the Board and other committees of the Board has been approved by the Board of Directors and payment of commission has been approved by the shareholders.
(F) Management	49 (IVF)	Yes	Annexed as part of the Annual Report along with the Auditors' Report on its compliance and sent to shareholders.
(G) Shareholders	49 (IVG)	Yes	Annexed as part of the Annual Report along with the Auditors' Report on its compliance and sent to shareholders.
V. CEO / CFO Certification	49 (V)	Yes	Will be complied in the coming Annual Report
VI. Report on Corporate Governance	49 (VI)	Yes	Will be complied in the coming Annual Report
VII. Compliance	49 (VII)	Yes	Compliance Reports submitted to Stock Exchanges on time.



Agro Tech Foods Limited

11th April, 2014

The Secretary,
Mumbai Stock Exchange,
27th Floor, Pheroze Jeejeebhoy Towers,
Dalal Street,
Mumbai - 400 001.
Ph. No. 022- 22721233 / 22721234
Fax No. 022-22723121 / 22721072

The Manager
Listing Department
National Stock Exchange of India Limited
Exchange Plaza, Bandra-Kurla Complex,
Bandra (E), Mumbai – 400 051.
Ph.No. 022- 26598100 / 26598101
Fax No. 022-26598237 / 26598238

Codes BSE Scrip code 500215, Co. code 1311
NSE Symbol ATFL, Series EQ-Rolling Settlement

Dear Sirs,

Re: Clause 35 of the Listing Agreement

We enclose, as required under the Stock Exchange Regulations, shareholding pattern for the quarter ended 31st March, 2014 in the prescribed form.

The Share Holding Pattern for the quarter ended 31st March, 2014 is being uploaded on NEAPS.

This information is also being posted on the Company's website (www.atfoods.com) as required by Clause 35 of the Listing Agreement.

Kindly take this on record.

Thanking you,

Yours faithfully,
For Agro Tech Foods Limited




SECRETARIAL DEPARTMENT

Encl: a/a.

ATFL an affiliate of
ConAgra
Foods
Food you love




(1)(a) STATEMENT SHOWING SHAREHOLDING PATTERN IN CLAUSE-35			
NAME OF THE COMPANY: AGRO TECH FOODS LIMITED			
SCRIP CODE:	Name of the Scrip:		
Class of Security:			
QUARTER ENDED:	31/03/2014		
	No. of partly paid-up shares	As a % of total no. of partly paid-up shares	As a % of total no. of shares of the Company.
Partly paid-up shares	0	0	0
Held by promoter/promoter group	0	0	0
Held by Public	0	0	0
Total:	0	0	0
	No. of outstanding securities	As a % of total no. of outstanding convertible securities.	As a % of total no. of shares of the Company assuming full conversion of the convertible securities
Outstanding convertible securities:			
Held by promoter/promoter group	0	0	0
Held by Public	0	0	0
Total:	0	0	0
	No. of warrants	As a % of total no. of warrants	As a % of total no. of shares of the Company, assuming full conversion of warrants
Warrants:			
Held by promoter/promoter group	0	0	0
Held by Public	0	0	0
Total:	0	0	0
Total paid-up capital of the Company, assuming full conversion of warrants and convertible securities	24369264	0	100.00




SHARE HOLDING PATTERN AS ON 31ST MARCH, 2014

CATEGORY CODE	CATEGORY OF SHAREHOLDER (ii)	NO OF SHAREHOLDERS (iii)	TOTAL NUMBER OF SHARES (iv)	NO OF SHARES HELD IN DEMATERIALIZED FORM (v)	TOTAL SHAREHOLDING AS A % OF TOTAL NO OF SHARES			SHARES PLEDGE OR OTHERWISE ENCUMBERED
					As a Percentage of (A+B) (vi)	As a Percentage of (A+B+C) (vii)	NUMBER OF SHARES (viii)	
(A)	PROMOTER AND PROMOTER GROUP							
(1)	INDIAN							
(a)	Individual /HUF	0	0	0	0.00	0.00	0	0.00
(b)	Central Government/State Government(s)	0	0	0	0.00	0.00	0	0.00
(c)	Bodies Corporate	0	0	0	0.00	0.00	0	0.00
(d)	Financial Institutions / Banks	0	0	0	0.00	0.00	0	0.00
(e)	Others	0	0	0	0.00	0.00	0	0.00
	Sub-Total A(2) :	0	0	0	0.00	0.00	0	0.00
(2)	FOREIGN							
(a)	Individuals (NRIs/Foreign Individuals)	0	0	0	0.00	0.00	0	0.00
(b)	Bodies Corporate	1	12616619	12616619	51.77	51.77	0	0.00
(c)	Institutions	0	0	0	0.00	0.00	0	0.00
(d)	Qualified Foreign Investor	0	0	0	0.00	0.00	0	0.00
(e)	Others	0	0	0	0.00	0.00	0	0.00
	Sub-Total A(2) :	1	12616619	12616619	51.77	51.77	0	0.00
	Total A=A(1)+A(2)	1	12616619	12616619	51.77	51.77	0	0.00
(B)	PUBLIC SHAREHOLDING							
(1)	INSTITUTIONS							
(a)	Mutual Funds /UTI	29	2106519	2106519	8.64	8.64	0	0.00
(b)	Financial Institutions /Banks	5	3280	3280	0.01	0.01	0	0.00
(c)	Central Government / State Government(s)	0	0	0	0.00	0.00	0	0.00
(d)	Venture Capital Funds	0	0	0	0.00	0.00	0	0.00
(e)	Insurance Companies	0	0	0	0.00	0.00	0	0.00
(f)	Foreign Institutional Investors	17	811168	810368	3.33	3.33	0	0.00
(g)	Foreign Venture Capital Investors	0	0	0	0.00	0.00	0	0.00
(h)	Qualified Foreign Investor	0	0	0	0.00	0.00	0	0.00
(i)	Others	0	0	0	0.00	0.00	0	0.00
	Sub-Total B(1) :	51	2920967	2917667	11.98	11.98	0	0.00
(2)	NON-INSTITUTIONS							
(a)	Bodies Corporate	469	2805099	2792683	11.51	11.51	0	0.00
(b)	Individuals							
	(i) Individuals holding nominal share capital upto Rs.1 lakh	13471	2410355	1982218	9.89	9.89	0	0.00
	(ii) Individuals holding nominal share capital in excess of Rs.1 lakh	26	2455934	2455934	10.08	10.08	0	0.00
(c)	Others							
	FOREIGN BANKS	2	200	0	0.00	0.00	0	0.00



CATEGORY CODE	CATEGORY OF SHAREHOLDER (i)	NO OF SHAREHOLDERS (iii)	TOTAL NUMBER OF SHARES (iv)	NO OF SHARES HELD IN DEMATERIALIZED FORM (v)	TOTAL SHAREHOLDING AS A % OF TOTAL NO OF SHARES		SHARES PLEDGE OR OTHERWISE ENCUMBERED
					AS a PERCENTAGE of (A+B) (vi)	AS a PERCENTAGE of (A+B+C) (vii)	
	CLEARING MEMBERS	75	29770	29770	0.12	0.12	
	TRUSTS	1	1066793	1066793	4.38	4.38	
(d)	Qualified Foreign Investor	0	0	0	0.00	0.00	
	Sub-Total B(2) :	14277	8831678	8839825	36.24	36.24	
	Total B=B(1)+B(2) :	14328	11752845	11306992	48.23	48.23	
	Total (A+B) :	14329	24369264	23923611	100.00	100.00	
(C)	Shares held by custodians, against which Depository Receipts have been issued						
(1)	Promoter and Promoter Group	0	0	0	0.00	0.00	
(2)	Public						
	GRAND TOTAL (A+B+C) :	14329	24369264	23923611	100.00	0.00	0
							0.00






Statement showing holding of securities including shares, warrants, convertible securities of persons belonging to the category "Promoter and Promoter Group"

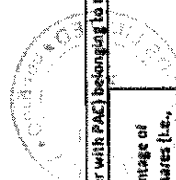
Sr. No.	Name of the Shareholder	Details of Shares held		Encumbered shares (*)		Details of Warrants			Details of convertible securities (As a % total)	Total Shares (including underlying shares assuming full conversion of warrants and convertible securities) as a % of issued share capital
		No. of Shares held (B)	As a % of grand total (A)+(B)+(C) (B)	Block Shares (V)	AS a percentage (W)/(V)/(W)+(V) (W)	AS a % of grand total (A)+(B)+(C) (C)	AS a % of grand total (A)+(B)+(C) of sub-class warrants held (D)	As a % total number of warrants of the same class (E)		
1	KAG TECH MANUFRITUS LIMITED	13616619	51.77	0	0.00	0	0.00	0	0	51.77
	TOTAL :	13616619	51.77	0	0.00	0	0.00	0	0	51.77


Sl. No.	Name of the shareholder	Number of shares held	Shares as a percentage of total number of shares (i.e., Grant total (A)/(B)*(C) (1)(a) above)	Details of warrants		Details of convertible securities		Total shares (including underlying shares assuming full conversion of warrants and convertible securities) as a % of diluted share capital)
				Number of warrants held	As a % total number of warrants of the same class	Number of convertible securities held	% w.r.t total number of convertible securities of the same class	
1	SBI EMERGING BUSINESSES FUND	1215000	4.90	0	0.00	0	0.00	4.99
2	SHUNHUNWALA RAKESH MADHESHYAM	1153700	4.73	0	0.00	0	0.00	4.73
3	AGRO TECH ESOP TRUST	1068793	4.38	0	0.00	0	0.00	4.38
4	M3 INVESTMENT PRIVATE LIMITED	1061266	4.35	0	0.00	0	0.00	4.35
5	SHUNHUNWALA REKHA RAKESH	663559	2.72	0	0.00	0	0.00	2.72
6	BAJAJ ALLIANZ LIFE INSURANCE COMPANY LTD.	356834	1.46	0	0.00	0	0.00	1.46
	TOTAL :	5517152	22.64	0	0.00	0	0.00	22.64



(b)(1)(i) Statement showing holding of securities (including shares, warrants, convertible securities) of persons (together with PAC) belonging to the category "Public" and holding more than 5% of the total number of shares of the company.

Sr.No.	Name(s) of the shareholder(s) and the Persons Acting in Concert (PAC) w/ shares held	Number of shares held	Shares as a percentage of total number of shares (i.e., Grant total (A)/(B)*(C) indicated in Statement at para (i)(a) above)	Details of warrants		Details of convertible securities		Total shares (including underlying shares assuming full conversion of warrants and convertible securities) as a % of diluted share capital
				Number of warrants held	As a % total number of warrants of the same class	Number of convertible securities held	% w.r.t total number of convertible securities of the same class	
TOTAL :								
			0	0	0	0	0	0





STATEMENT SHOWING DETAILS OF LOCKED-IN SHARES"			
(i)(d)			
Sr.No.	Name of the shareholder	Number of locked-in shares	Locked-in shares as a (%) percentage of total number of shares (i.e, Grand Total (A)+(B)+(C) Indicated in Statement at para (i)(a) above)
TOTAL :			0



(ii)(b)	Statement showing Holding of Depository Receipts (DRs), where underlying shares held by "Promoter/Promoter group" are in excess of 1% of the total number shares.			
Sr.No.	Name of the DR Holder	Type of outstanding DR (ADRs, GDRs, SDRs, etc.)	Number of shares underlying outstanding DRs	Shares underlying outstanding DRs as a percentage of total number of shares {i.e., Grand Total (A)+(B)+(C) indicated in Statement at para(i)(a) above}
			0	0
TOTAL :			0	0

