



# AJCON GLOBAL

ISO 9001:2008 Certified Company

Ajcon Global Services Ltd.

408, Express Zone, A Wing, Cello -Sonal Realty,  
Near Patels, Western Express Highway, Malad (E), Mumbai - 63.

Tel : 022 - 67160400 / 28722061 Email : ajcon@ajcon.net

Website : www.ajcononline.com, www.pyarapaisa.com, www.ajcon.in

---

**Equity ♦ Commodity ♦ Currency ♦ D.P. ♦ Advisory Services**

---

CIN: L74140MH1986PLC041941

Date: 10/04/2014

To,  
The Manager,  
Department of Corporate Services (DCS)  
BSE Ltd.  
P. J. Towers, Dalal Street  
Mumbai - 400001

Dear Sir,

Ref: Scrip Code - 511692

Sub: Shareholding Pattern for the quarter ended on 31/03/2014.

As per clause 35 of the Listing Agreement with Stock Exchange, we are enclosing herewith the "Shareholding Pattern" in prescribed format for the quarter ended on 31/03/2014.

Kindly take the same on record.

Thanking You,

Yours Sincerely,

For Ajcon Global Services Ltd.

  
Ankit Ajmera  
(Executive Director & Compliance Officer)

Enc: As above



Introductory sub-table (I)(a)


Name of the Company: **AJCON GLOBAL SERVICES LIMITED**

Scrip Code, Name of the scrip, class of security: 511692, Ajcon Global, Equity

Quarter ended: 31st March, 2014

Partly paid-up shares:-	No. of partly paid-up shares	As a % of total no. of partly paid-up shares	As a % of total no. of shares of the company
Held by promoter/promoter group	0.00	0.00	0.00
Held by public	0.00	0.00	0.00
<b>Total</b>	0.00	0.00	0.00
Outstanding convertible securities:-	No. of outstanding securities	As a % of total no. of outstanding convertible securities	As a % of total no. of shares of the company, assuming full conversion of the convertible securities
Held by promoter/promoter group	0.00	0.00	0.00
Held by public	0.00	0.00	0.00
<b>Total</b>	0.00	0.00	0.00
Warrants:-	No. of warrants	As a % of total no. of warrants	As a % of total no. of shares of the company, assuming full conversion of warrants
Held by promoter/promoter group	0.00	0.00	0.00
Held by public	0.00	0.00	0.00
<b>Total</b>	0.00	0.00	0.00
<b>Total paid-up capital of the company, assuming full conversion of warrants and convertible securities</b>	<b>61,16,200</b>		

**FOR AJCON GLOBAL SERVICES LTD.**



**EXECUTIVE DIRECTOR**



Name of the Company: AJCON GLOBAL SERVICES LIMITED  
 Scrip Code, Name of the scrip, class of security: 511692, Ajcon Global, Equity  
 Quarter ended: 31st March, 2014

Category Code	Category of Shareholder	Number of Shareholders	Total number of shares	Number of shares held in dematerialized	Total shareholding as a percentage of total number of shares		Shares Pledged or otherwise	
					As a percentage of (A+B)1	As a percentage of (A+B+C)	Number of Shares	As %
(I)	(II)	(III)	(IV)	(V)	(VI)	(VII)	(VIII)	(IX)=(VIII) / (IV)*100
<b>(A)</b>	<b>Shareholding of Promoter and Promoter Group<sup>2</sup></b>							
<b>1</b>	<b>Indian</b>							
(a)	Individuals/ Hindu Undivided Family	10	2,444,900	2,444,900	39.97	39.97	-	-
(b)	Central Government/ State Government(s)	-	-	-	-	-	-	-
(c)	Bodies Corporate	6	1,405,100	1,405,100	22.97	22.97	-	-
(d)	Financial Institutions/ Banks	-	-	-	-	-	-	-
(e)	Any Others(Specify)	-	-	-	-	-	-	-
(e-i)		-	-	-	-	-	-	-
(e-ii)		-	-	-	-	-	-	-
	<b>Sub Total(A)(1)</b>	<b>16</b>	<b>3,850,000</b>	<b>3,850,000</b>	<b>62.948</b>	<b>62.95</b>	<b>-</b>	<b>-</b>
<b>2</b>	<b>Foreign</b>							
a	Individuals (Non-Residents Individuals/	-	-	-	-	-	-	-
b	Bodies Corporate	-	-	-	-	-	-	-
c	Institutions	-	-	-	-	-	-	-
d	Qualified Foreign Investor	-	-	-	-	-	-	-
e	Any Others(Specify)	-	-	-	-	-	-	-
e-i		-	-	-	-	-	-	-
e-ii		-	-	-	-	-	-	-
	<b>Sub Total(A)(2)</b>	<b>-</b>	<b>-</b>	<b>-</b>	<b>-</b>	<b>-</b>	<b>-</b>	<b>-</b>
	<b>Total Shareholding of Promoter and Promoter</b>	<b>16</b>	<b>3,850,000</b>	<b>3,850,000</b>	<b>62.95</b>	<b>62.95</b>	<b>-</b>	<b>-</b>
<b>(B)</b>	<b>Public shareholding</b>							
<b>1</b>	<b>Institutions</b>							
(a)	Mutual Funds/ UTI	2	52,100	-	0.85	0.85	-	-
(b)	Financial Institutions / Banks	-	-	-	-	-	-	-
(c)	Central Government/ State Government(s)	-	-	-	-	-	-	-
(d)	Venture Capital Funds	-	-	-	-	-	-	-
(e)	Insurance Companies	-	-	-	-	-	-	-
(f)	Foreign Institutional Investors	-	-	-	-	-	-	-
(g)	Foreign Venture Capital Investors	-	-	-	-	-	-	-
(h)	Qualified Foreign Investor	-	-	-	-	-	-	-
(i)	Any Other (specify)	-	-	-	-	-	-	-
(i-i)		-	-	-	-	-	-	-
(i-ii)		-	-	-	-	-	-	-
	<b>Sub-Total (B)(1)</b>	<b>2</b>	<b>52,100</b>	<b>-</b>	<b>0.85</b>	<b>0.85</b>	<b>-</b>	<b>-</b>
<b>2</b>	<b>Non-institutions</b>							
(a)	Bodies Corporate	56	816,222	677,722	13.35	13.35	-	-
(b)	Individuals							
I	i. Individual shareholders holding nominal share capital up to Rs 1 lakh	3,739	1,050,036	643,321	17.17	17.17	-	-
II	ii. Individual shareholders holding nominal share capital in excess of Rs. 1 lakh.	15	335,742	231,742	5.49	5.49	-	-
(c)	Qualified Foreign Investor	-	-	-	-	-	-	-
(d)	Any Other (specify)	-	-	-	-	-	-	-
(d-i)	Individuals(Non Resident Indians)	11	6,350	3,650	0.10	0.10	-	-
(d-ii)	Clearing Member	7	5,750	5,750	0.09	0.09	-	-
	<b>Sub-Total (B)(2)</b>	<b>3,828</b>	<b>2,214,100</b>	<b>1,562,185</b>	<b>37.05</b>	<b>37.05</b>	<b>-</b>	<b>-</b>
<b>(B)</b>	<b>Total Public Shareholding (B)=(B)(1)+(B)(2)</b>	<b>3,830</b>	<b>2,266,200</b>	<b>1,562,185</b>	<b>37.05</b>	<b>37.05</b>	<b>-</b>	<b>-</b>
	<b>TOTAL (A)+(B)</b>	<b>3,846</b>	<b>6,116,200</b>	<b>5,412,185</b>	<b>100.00</b>	<b>100.00</b>	<b>-</b>	<b>-</b>
<b>(C)</b>	<b>Shares held by Custodians and against which</b>							
<b>1</b>	<b>Promoter and Promoter Group</b>							
<b>2</b>	<b>Public</b>							
	<b>Sub-Total (C)</b>							
	<b>GRAND TOTAL (A)+(B)+(C)</b>	<b>3,846</b>	<b>6,116,200</b>	<b>5,412,185</b>	<b>100.00</b>	<b>100.00</b>	<b>-</b>	<b>-</b>

FOR AJCON GLOBAL SERVICES LTD.

*Shrey*  
 EXECUTIVE DIRECTOR



Sr.No Notes

1

2

3

4

5


6


7

8

9

FOR AJCON GLOBAL SERVICES LTD.

  
EXECUTIVE DIRECTOR






(I)(b) Statement showing holding of securities (including shares, warrants, convertible securities) of persons belonging to the category "Promoter and Promoter Group"

Sr. No.	Name of the shareholder	Details of Shares held		Encumbered shares (*)			Details of warrants		Details of convertible securities		Total shares (including underlying shares assuming full conversion of warrants and convertible securities) as a % of diluted share capital
		Number of shares held	As a % of grand total (A) +(B) +( C )	No.	As a percentage	As a % of grand total (A)+(B)+(C) of sub-clause (I)(a)	Number of warrants held	As a % total number of warrants of the same class	Number of convertible securities held	As a % total number of convertible securities of the same class	
(I)	(II)	(III)	(IV)	(V)	(VI)=(V)/(III) *100	(VII)	(VIII)	(IX)	(X)	(XI)	(XII)
<b>Core Promoters</b>											
1	Ashok Kumar Ajmera (2 Folios)	750000	12.26	0.00	0.00	0.00	0.00	0.00	0.00	0.00	12.26
2	Pragati Ajmera	500000	8.18	0.00	0.00	0.00	0.00	0.00	0.00	0.00	8.18
3	Ankit Ajmera	386900	6.33	0.00	0.00	0.00	0.00	0.00	0.00	0.00	6.33
4	Anuj Ajmera	385000	6.29	0.00	0.00	0.00	0.00	0.00	0.00	0.00	6.29
5	Pallavi Ajmera (2 Folios)	200000	3.27	0.00	0.00	0.00	0.00	0.00	0.00	0.00	3.27
6	Shikha Ajmera	200000	3.27	0.00	0.00	0.00	0.00	0.00	0.00	0.00	3.27
7	Ajcon Consultants Pvt. Ltd.	719900	11.77	0.00	0.00	0.00	0.00	0.00	0.00	0.00	11.77
8	Ajcon Communications Pvt. Ltd.	300000	4.91	0.00	0.00	0.00	0.00	0.00	0.00	0.00	4.91
9	Ajcon Infra Projects Pvt. Ltd.	283200	4.63	0.00	0.00	0.00	0.00	0.00	0.00	0.00	4.63
<b>Sub Total</b>		<b>3725000</b>	<b>60.90</b>	<b>0.00</b>	<b>0.00</b>	<b>0.00</b>	<b>0.00</b>	<b>0.00</b>	<b>0.00</b>	<b>0.00</b>	<b>60.90</b>
<b>Other Promoters</b>											
10	Abhinandan Ajmera	15000	0.25	0.00	0.00	0.00	0.00	0.00	0.00	0.00	0.25
11	Dhakad Metals Pvt. Ltd.	60000	0.98	0.00	0.00	0.00	0.00	0.00	0.00	0.00	0.98
12	Ashalata Bedre	8000	0.13	0.00	0.00	0.00	0.00	0.00	0.00	0.00	0.13
13	RHJ Industries Pvt. Ltd. (Formerly Known as Raja Zinc Pvt. Ltd.)	40000	0.65	0.00	0.00	0.00	0.00	0.00	0.00	0.00	0.65
14	Heartbeat Communications Pvt. Ltd.	2000	0.03	0.00	0.00	0.00	0.00	0.00	0.00	0.00	0.03
<b>Sub Total</b>		<b>125000</b>	<b>2.04</b>	<b>0.00</b>	<b>0.00</b>	<b>0.00</b>	<b>0.00</b>	<b>0.00</b>	<b>0.00</b>	<b>0.00</b>	<b>2.04</b>
<b>TOTAL</b>		<b>3850000</b>	<b>62.95</b>	<b>0.00</b>	<b>0.00</b>	<b>0.00</b>	<b>0.00</b>	<b>0.00</b>	<b>0.00</b>	<b>0.00</b>	<b>62.95</b>

(\*) The term "encumbrance" has the same meaning as assigned to it in regulation 28(3) of the SAST Regulations, 2011

FOR AJCON GLOBAL SERVICES LTD.


  
EXECUTIVE DIRECTOR



**(D)(c)(i) Statement showing holding of securities (including shares, warrants, convertible securities) of persons belonging to the category "Public" and holding more than 1% of the total number of shares**

Sr. No.	Name of the shareholder	Number of shares held	Shares as a percentage of total number of shares {i.e., Grand Total (A)+(B)+(C) indicated in Statement at para (I)(a) above}	Details of warrants		Details of convertible securities		Total shares (including underlying shares assuming full conversion of warrants and convertible securities) as a % of diluted share capital
				Number of warrants held	As a % of total number of warrants of the same class	Number of convertible securities held	% w.r.t total number of convertible securities of the same class	
1	DB Corp Ltd.	300000	4.91	0.00	0.00	0.00	0.00	4.91
2	Pride Shelters Pvt. Ltd.	148800	2.43	0.00	0.00	0.00	0.00	2.43
3	Good Morning Investrade Pvt Ltd	136300	2.23	0.00	0.00	0.00	0.00	2.23
4	Revoke Exports Pvt. Ltd.	77799	1.27	0.00	0.00	0.00	0.00	1.27
5	Beetal Trading Pvt. Ltd.	62340	1.02	0.00	0.00	0.00	0.00	1.02
<b>TOTAL</b>		<b>725239</b>	<b>11.86</b>	<b>0.00</b>	<b>0.00</b>	<b>0.00</b>	<b>0.00</b>	<b>11.86</b>

FOR AJCON GLOBAL SERVICES LTD.

  
EXECUTIVE DIRECTOR



**(I)(c)(ii) Statement showing holding of securities (including shares, warrants, convertible securities) of persons (together with PAC) belonging to the category "Public" and holding more than 5% of the total number of shares of the company**

Sr. No.	Name(s) of the shareholder(s) and the Persons Acting in Concert (PAC) with them	Number of shares	Shares as a percentage of total number of shares {i.e., Grand Total (A)+(B)+(C) indicated in Statement at para (I)(a) above}	Details of warrants		Details of convertible securities		Total shares (including underlying shares assuming full conversion of warrants and convertible securities) as a % of diluted share capital
				Number of warrants	As a % total number of warrants of the same class	Number of convertible securities held	% w.r.t total number of convertible securities of the same class	
1								
2								
3								
4								
5								
6								
7								
8								
9								
10								
NIL								
<b>TOTAL</b>								

FOR AJCON GLOBAL SERVICES LTD.  
  
 EXECUTIVE DIRECTOR




**(I)(d) Statement showing details of locked-in shares**

Sr. No.	Name of the shareholder	Number of locked-in shares	Locked-in shares as a percentage of total number of shares {i.e., Grand Total (A)+(B)+(C) indicated in Statement at para (I)(a) above}
1			
2			
3			
4			
5			
6			
7			
8			
9			
<b>TOTAL</b>			

-----NIL-----

FOR AJCON GLOBAL SERVICES LTD.



EXECUTIVE DIRECTOR







**(II)(b) Statement showing holding of Depository Receipts (DRs), where underlying shares held by "promoter/promoter group" are in excess of 1% of the total number of shares**

Sr. No.	Name of the DR Holder	Type of outstanding DR (ADRs, GDRs, SDRs, etc.)	Number of shares underlying outstanding DRs	Shares underlying outstanding DRs as a percentage of total number of shares {i.e., Grand Total (A)+(B)+(C) indicated in Statement at para (I)(a) above}
1				0.00
2				0.00
3				0.00
4				0.00
5				0.00
6				0.00
7				0.00
8				0.00
9				0.00
				- 0.00
<b>TOTAL</b>				

**FOR AJCON GLOBAL SERVICES LTD.**

*[Signature]*  
**EXECUTIVE DIRECTOR**