



Introductory sub-table (I)(a)


Name of the Company: Ankit Metal & Power Limited			
Scrip Code, Name of the scrip, class of security: 532870 , ANKITMETAL, EQUITY			
Quarter ended: 31st March, 2014			
Partly paid-up shares:-	No. of partly paid-up shares	As a % of total no. of partly paid-up shares	As a % of total no. of shares of the company
Held by promoter/promoter group	NIL	NIL	NIL
Held by public	NIL	NIL	NIL
Total	NIL	NIL	NIL
Outstanding convertible securities:	No. of outstanding securities	As a % of total no. of outstanding convertible securities	As a % of total no. of shares of the company, assuming full conversion of the convertible securities
Held by promoter/promoter group	NIL	NIL	NIL
Held by public	NIL	NIL	NIL
Total	NIL	NIL	NIL
Warrants:-	No. of warrants	As a % of total no. of warrants	As a % of total no. of shares of the company, assuming full conversion of warrants
Held by promoter/promoter group	NIL	NIL	NIL
Held by public	NIL	NIL	NIL
Total	NIL	NIL	NIL
Total paid-up capital of the company, assuming full conversion of warrants and convertible securities			
		122075500	100



Statement Showing Shareholding Pattern								
Category code	Category of Shareholder	Number of Shareholders	Table (I)(a)		Total shareholding as a percentage of total number of shares		Shares Pledged or otherwise encumbered	
			Total number of shares	Number of shares held in dematerialized form	As a percentage of (A+B) ¹	As a percentage of (A+B+C)	Number of shares	As a percentage
(I)	(II)	(III)	(IV)	(V)	(VI)	(VII)	(VIII)	(IX)= (VIII)/(IV)*100
(A)	Shareholding of Promoter and Promoter Group²							
	1 Indian							
(a)	Individuals/ Hindu Undivided Family	4	2510500	2510500	2.06	2.06	753150	30.00
(b)	Central Government/ State Government(s)	-	-	-	-	-	-	-
(c)	Bodies Corporate	9	78669500	78669500	64.44	64.44	4991550	6.34
(d)	Financial Institutions/ Banks	-	-	-	-	-	-	-
(e)	Any Others(Specify)	-	-	-	-	-	-	-
	Sub Total(A)(1)	13	81180000	81180000	66.50	66.50	5744700	7.08
	2 Foreign							
a	Individuals (Non-Residents Individuals/ Foreign Individuals)	-	-	-	-	-	-	-
b	Bodies Corporate	-	-	-	-	-	-	-
c	Institutions	-	-	-	-	-	-	-
d	Qualified Foreign Investor	-	-	-	-	-	-	-
e	Any Others(Specify)	-	-	-	-	-	-	-
	Sub Total(A)(2)							
	Total Shareholding of Promoter and Promoter Group (A)= (A)(1)+(A)(2)	13	81180000	81180000	66.50	66.50	5744700	7.08
(B)	Public shareholding							
	1 Institutions							
(a)	Mutual Funds/ UTI	-	-	-	-	-	-	-
(b)	Financial Institutions / Banks	1	100	100	0.00	0.00	-	-
(c)	Central Government/ State Government(s)	-	-	-	-	-	-	-
(d)	Venture Capital Funds	-	-	-	-	-	-	-
(e)	Insurance Companies	-	-	-	-	-	-	-
(f)	Foreign Institutional Investors	4	2731712	2731712	2.24	2.24	-	-
(g)	Foreign Venture Capital Investors	-	-	-	-	-	-	-
(h)	Qualified Foreign Investor	-	-	-	-	-	-	-
(i)	Any Other (specify)	-	-	-	-	-	-	-
	Sub-Total (B)(1)	5	2731812	2731812	2.24	2.24		
	B 2 Non-institutions							
(a)	Bodies Corporate	200	29972176	29972176	24.55	24.55	-	-
(b)	Individuals							
I	Individuals -i. Individual shareholders holding nominal share capital up to Rs 1 lakh	3521	1994662	1994541	1.63	1.63	-	-
II	ii. Individual shareholders holding nominal share capital in excess of Rs. 1 lakh.	99	5966363	5966363	4.89	4.89	-	-
(c)	Qualified Foreign Investor	-	-	-	-	-	-	-
(d)	Any Other (specify)	-	-	-	-	-	-	-
(d-i)	Clearing Member	46	113985	113985	0.09	0.09	-	-
(d-ii)	NRIs	25	115039	115039	0.09	0.09	-	-
(d-iii)	NRN	4	1463	1463	0.00	0.00	-	-
	Sub-Total (B)(2)	3895	38163688	38163567	31.26	31.26		
(B)	Total Public Shareholding (B)= (B)(1)+(B)(2)	3900	40895500	40895379	33.50	33.50		
	TOTAL (A)+(B)	3913	122075500	122075379	100.00	100.00	5744700	4.71
(C)	Shares held by Custodians and against which Depository Receipts have been issued							
1	Promoter and Promoter Group	-	-	-	-	-	-	-
2	Public	-	-	-	-	-	-	-
	Sub-Total (C)							
	GRAND TOTAL (A)+(B)+(C)	3913	122075500	122075379	100.00	100.00	5744700	4.71

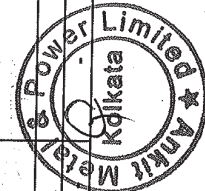


Sr.No	Notes
1	NIL
2	
3	
4	
5	
6	
7	
8	
9	



(1)(b) Statement showing holding of securities (including shares, warrants, convertible securities) of persons belonging to the category "Promoter and Promoter Group"


Sr. No.	Name of the shareholder	Details of Shares held		Encumbered shares (*)			Details of warrants		Details of convertible securities		Total shares (including underlying shares assuming full conversion of warrants and convertible securities) as a % of diluted share capital
		Number of shares held	As a % of grand total (A)+(B)+(C)	No.	As a percentage (VI)=(V)/(III)*100	As a % of grand total (A)+(B)+(C) of sub-clause (I)(a)	Details of warrants		Details of convertible securities		
							(III)	(IV)	(V)	(VI)	
	(II)										
	Directors & their relatives:										
1	Ankit Patni	900100	0.74	100	0.01	0.00	-	-	-	-	0.74
2	Rohit Patni	730000	0.60	341306	46.75	0.28	-	-	-	-	0.60
3	Suresh Kumar Patni	505000	0.41	236177	46.77	0.19	-	-	-	-	0.41
4	Sarita Patni	375400	0.31	175567	46.77	0.14	-	-	-	-	0.31
	Bodies Corporate:										
1	Invesco Finance Private Limited	11321500	9.27	-	-	-	-	-	-	-	9.27
2	Vasupujya Enterprises Private Limited	10370000	8.49	3111000	30.00	2.55	-	-	-	-	8.49
3	VNG Mercantiles Private Limited	9008975	7.38	-	-	-	-	-	-	-	7.38
4	Nuore Exports Private Limited	10820775	8.86	-	-	-	-	-	-	-	8.86
5	Shreyansh Leafin Private Limited	11065000	9.06	-	-	-	-	-	-	-	9.06
6	Whitestone Suppliers Private Limited	10075000	8.25	-	-	-	-	-	-	-	8.25
7	Arthodock Vinimay Private Limited	8874750	7.27	-	-	-	-	-	-	-	7.27
8	Poddar Mech Tech Services Private Limited	3640000	2.98	1092000	30.00	0.89	-	-	-	-	2.98
9	Suanvi Trading & Investment Co. Private Limited	3493500	2.86	788550	22.57	0.65	-	-	-	-	2.86
	TOTAL	81180000	66.50	5744700	7.08	4.71	-	-	-	-	66.50



(*) The term "encumbrance" has the same meaning as assigned to it in regulation 28(3) of the SAST Regulations, 2011


(D)(c)(i) Statement showing holding of securities (including shares, warrants, convertible securities) of persons belonging to the category "Public" and holding more than 1% of the total number of shares

Sr. No.	Name of the shareholder	Number of shares held	Shares as a percentage of total number of shares (i.e., Grand Total (A)+(B)+(C) indicated in Statement at para (I)(a) above}	Details of warrants		Details of convertible securities		Total shares (including underlying shares assuming full conversion of warrants and convertible securities) as a % of diluted share capital
				Number of warrants held	As a % total number of warrants of the same class	Number of convertible securities held	% w.r.t total number of convertible securities of the same class	
1	Singrodia Bros Holdings Private Limited	3000000	2.46	-	-	-	-	2.46
2	Rotomac Vinimay Private Limited	2971000	2.43	-	-	-	-	2.43
3	Silver Point Infrotech Limited	2650000	2.17	-	-	-	-	2.17
4	Mayank Global Finance Limited	3286906	2.69	-	-	-	-	2.69
5	Shriramrathi Marketing Pvt Ltd.	1788344	1.46	-	-	-	-	1.46
6	Dhara Dealers Private Limited	1221070	1.00	-	-	-	-	1.00
TOTAL		14917320	12.22	-	-	-	-	12.22




(I)(c)(ii) Statement showing holding of securities (including shares, warrants, convertible securities) of persons (together with PAC) belonging to the category "Public" and holding more than 5% of the total number of shares of the company

Sr. No.	Name(s) of the shareholder(s) and the Persons Acting in Concert (PAC) with them	Number of shares	Shares as a percentage of total number of shares (i.e., Grand Total (A)+(B)+(C) indicated in Statement at para (I)(a) above)	Details of warrants		Details of convertible securities		Total shares (including underlying shares assuming full conversion of warrants and convertible securities) as a % of diluted share capital
				Number of warrants	As a % total number of warrants of the same class	Number of convertible securities held	% w.r.t total number of convertible securities of the same class	
1	NIL	NIL	NIL	NIL	NIL	NIL	NIL	NIL
2								
3								
TOTAL								




(I)(d) Statement showing details of locked-in shares

Sr. No.	Name of the shareholder	Number of locked-in shares	Locked-in shares as a percentage of total number of shares (i.e., Grand Total (A)+(B)+(C) indicated in Statement at para (I)(a) above)
1	Arthodock Vinimay Private Limited	8874750	7.27
2	Invesco Finance Private Limited	11321500	9.27
3	Nucore Exports Private Limited	10820775	8.86
4	Shreyansh Leafin Private Limited	11065000	9.06
5	VNG Mercantiles Private Limited	9008975	7.38
6	Whitestone Suppliers Private Limited	10075000	8.25
7	Rotomac Vinimay Private Limited	2971000	2.43
8	Singrodia Bros. Holding Private Limited	3000000	2.46
9	Silverpoint Infratech Limited	2650000	2.17
TOTAL		69787000	57.17



(II)(a) Statement showing details of Depository Receipts (DRs)

Sr. No.	Type of outstanding DR (ADRs, GDRs, SDRs, etc.)	Number of outstanding DRs	Number of shares underlying outstanding DRs	Shares underlying outstanding DRs as a percentage of total number of shares {i.e., Grand Total (A)+(B)+(C) indicated in Statement at para (I)(a) above}
1	NIL	NIL	NIL	NIL
2				
3				
TOTAL				



(II)(b) Statement showing holding of Depository Receipts (DRs), where underlying shares held by "promoter/promoter group" are in excess of 1% of the total number of shares

Sr. No.	Name of the DR Holder	Type of outstanding DR (ADRs, GDRs, SDRs, etc.)	Number of shares underlying outstanding DRs	Shares underlying outstanding DRs as a percentage of total number of shares (i.e., Grand Total (A)+(B)+(C) indicated in Statement at para (I)(a) above)
1	NIL	NIL	NIL	NIL
2				
3				
TOTAL				

