


## Introductory sub-table (I)(a)

Name of the Company:	APLAB LIMITED		
Scrip Code, Name of the scrip, class of security	517096		
Quarter ended:	31/03/2014		
<b>Partly paid-up shares:-</b>	<b>No. of partly paid-up shares</b>	<b>As a % of total no. of partly paid-up shares</b>	<b>As a % of total no. of shares of the company</b>
Held by promoter/promoter group	NIL	NIL	NIL
Held by public	NIL	NIL	NIL
<b>Total - D</b>	<b>NIL</b>	<b>NIL</b>	<b>NIL</b>
<b>Outstanding convertible securities:-</b>	<b>No. of outstanding securities</b>	<b>As a % of total no. of outstanding convertible securities</b>	<b>As a % of total no. of shares of the company, assuming full conversion of the convertible securities</b>
Held by promoter/promoter group	NIL	NIL	NIL
Held by public	NIL	NIL	NIL
<b>Total - E</b>	<b>NIL</b>	<b>NIL</b>	<b>NIL</b>
<b>Warrants:-</b>	<b>No. of warrants</b>	<b>As a % of total no. of warrants</b>	<b>As a % of total no. of shares of the company, assuming full conversion of warrants</b>
Held by promoter/promoter group	NIL	NIL	NIL
Held by public	NIL	NIL	NIL
<b>Total - F</b>	<b>NIL</b>	<b>NIL</b>	<b>NIL</b>
<b>Total paid-up capital of the company, assuming full conversion of warrants and convertible securities</b>	<b>5000000</b>		



**Statement Showing Shareholding Pattern**

Company Name: APLAB LIMITED									
Category code	Category of Shareholder	Number of Shareholders	Table (I)(a)				Shares Pledged or otherwise encumbered		
			Total number of shares	Number of shares held in dematerialized form	Total shareholding as a percentage of total number of shares		Number of shares	As a percentage	
					As a percentage of (A+B)1	As a percentage of (A+B+C)			
(I)	(II)	(III)	(IV)	(V)	(VI)	(VII)	(VIII)	(IX)=(VIII)/(IV)*100	
<b>(A)</b>	<b>Shareholding of Promoter and Promoter Group2</b>								
<b>1</b>	<b>Indian</b>								
(a)	Individuals/ HUF	0	0	0	0.00	0.00	0	0.00	
(b)	Central Govt./ State Govt.(s)	0	0	0	0.00	0.00	0	0.00	
(c)	Bodies Corporate	6	1840699	1758099	36.81	36.81	60000	3.26	
(d)	Financial Institutions/ Banks	0	0	0	0.00	0.00	0	0.00	
(e)	Any Others(Specify)								
(e-i)	Directors Relatives	3	40383	24383	0.81	0.81	0	0.00	
(e-ii)	Trusts	1	137803	137803	2.76	2.76	0	0.00	
(e-iii)	Directors	2	928966	928966	18.58	18.58	0	0.00	
	<b>Sub Total(A)(1)</b>	<b>12</b>	<b>2947851</b>	<b>2849251</b>	<b>58.96</b>	<b>58.96</b>	<b>60000</b>	<b>2.04</b>	
<b>2</b>	<b>Foreign</b>								
a	Individuals (NRI/Foreign Individu	0	0	0	0.00	0.00	0	0.00	
b	Bodies Corporate	0	0	0	0.00	0.00	0	0.00	
c	Institutions	0	0	0	0.00	0.00	0	0.00	
d	Qualified Foreign Investor	0	0	0	0.00	0.00	0	0.00	
e	Any Others(Specify)	0	0	0	0.00	0.00	0	0.00	
	<b>Sub Total(A)(2)</b>	<b>0</b>	<b>0</b>	<b>0</b>	<b>0.00</b>	<b>0.00</b>	<b>0</b>	<b>0.00</b>	
	<b>Total Shareholding of Promote</b>	<b>12</b>	<b>2947851</b>	<b>2849251</b>	<b>58.96</b>	<b>58.96</b>	<b>60000</b>	<b>2.04</b>	
<b>(B)</b>	<b>Public shareholding</b>								
<b>1</b>	<b>Institutions</b>								
(a)	Mutual Funds/ UTI	4	2300	0	0.05	0.05	0	0.00	
(b)	Financial Institutions / Banks	0	0	0	0.00	0.00	0	0.00	
(c)	Central Government/ State Govern	0	0	0	0.00	0.00	0	0.00	
(d)	Venture Capital Funds	0	0	0	0.00	0.00	0	0.00	
(e)	Insurance Companies	0	0	0	0.00	0.00	0	0.00	
(f)	Foreign Institutional Investors	0	0	0	0.00	0.00	0	0.00	
(g)	Foreign Venture Capital Investors	0	0	0	0.00	0.00	0	0.00	
(h)	Qualified Foreign Investor	0	0	0	0.00	0.00	0	0.00	
(i)	Any Other (specify)	0	0	0	0.00	0.00	0	0.00	
	<b>Sub-Total (B)(1)</b>	<b>4</b>	<b>2300</b>	<b>0</b>	<b>0.05</b>	<b>0.05</b>	<b>0</b>	<b>0.00</b>	
<b>B 2</b>	<b>Non-institutions</b>								
(a)	Bodies Corporate	92	85804	75103	1.72	1.72	0	0.00	
(b)	Individuals								
I	Ind-Hold nominal shr capital upto	4169	1154521	986569	23.09	23.09	0	0.00	
II	Ind-Hold nominal shr capital in ex	18	752587	752587	15.05	15.05	0	0.00	
(c)	Qalified Foregin Investor	0	0	0	0.00	0.00	0	0.00	
(d)	Any Other (specify)								
(d-i)	Clearing member	11	1964	1964	0.04	0.04	0	0.00	
(d-ii)	NRIs	138	52140	26290	1.04	1.04	0	0.00	
(d-iii)	NRI Corp Bodies	1	1500	1500	0.03	0.03	0	0.00	
(d-iv)	Directors Relatives	4	1333	0	0.03	0.03	0	0.00	
	<b>Sub-Total (B)(2)</b>	<b>4433</b>	<b>2049849</b>	<b>1844013</b>	<b>41.00</b>	<b>41.00</b>	<b>0</b>	<b>0.00</b>	
<b>(B)</b>	<b>Total Public Shareholding (B)=</b>	<b>4437</b>	<b>2052149</b>	<b>1844013</b>	<b>41.04</b>	<b>41.04</b>	<b>0</b>	<b>0.00</b>	
	<b>TOTAL (A)+(B)</b>	<b>4449</b>	<b>5000000</b>	<b>4693264</b>	<b>100.00</b>	<b>100.00</b>	<b>60000</b>	<b>1.20</b>	
<b>(C)</b>	<b>Shares held by Custodians and against which Depository Receipts have been issued</b>								
1	Promoter and Promoter Group	0	0	0	0.00	0.00	0	0.00	
2	Public -	0	0	0	0.00	0.00	0	0.00	
	<b>Sub-Total (C)</b>	<b>0</b>	<b>0</b>	<b>0</b>	<b>0.00</b>	<b>0.00</b>	<b>0</b>	<b>0.00</b>	
	<b>GRAND TOTAL (A)+(B)+(C)</b>	<b>4449</b>	<b>5000000</b>	<b>4693264</b>	<b>100.00</b>	<b>100.00</b>	<b>60000</b>	<b>1.20</b>	



**Sr.No. Notes**

- 1
- 2
- 3
- 4
- 5
- 6
- 7
- 8
- 9



**(I)(t) Statement showing holding of securities (including shares, warrants, convertible securities) of persons belonging to the category "Promoter and Promoter Group"**


Sr. No.	Name of the shareholder	Details of Shares held			Encumbered shares (*)			Details of warrants		Details of convertible securities		Total shares (including underlying shares assuming full conversion of warrants and convertible securities) as a % of diluted share capital
		Number of shares held	As a % of grand total (A) + (B) + (C)	No.	As a percentage	As a % of grand total (A) + (B) + (C) of sub-clause (I)(a)	Number of warrants held	As a % Total Number of warrants of the same Class	Number of convertible securities held	As a % Total Number of convertible securities of the same Class		
(I)	(II)	(III)	(IV)	(V)	(VI)	(VII)	(VIII)	(IX)	(X)	(XI)	(XII)	
1	AMRITA PRABHAKAR DEODHAR	368314	7.37	0	0.00	0.00	0	0.00	0	0.00	0.00	
2	ARUNA NARAYANAN	16000	0.32	0	0.00	0.00	0	0.00	0	0.00	0.00	
3	CONTECH SOFT-TECH SOLUTIONS PVT LTD	6110	0.12	0	0.00	0.00	0	0.00	0	0.00	0.00	
4	DEODHAR ELECTRO DESIGN (P) LTD	210338	4.21	60000	28.53	1.20	0	0.00	0	0.00	0.00	
5	DEVIZE (INDIA) PVT LTD	220451	4.41	0	0.00	0.00	0	0.00	0	0.00	0.00	
6	ORIGIN INSTRUMENTATION P LTD	6100	0.12	0	0.00	0.00	0	0.00	0	0.00	0.00	
7	P S DEODHAR FOUNDATION TRUST	137803	2.76	0	0.00	0.00	0	0.00	0	0.00	0.00	
8	PRABHAKAR SHANKAR DEODHAR	560652	11.21	0	0.00	0.00	0	0.00	0	0.00	0.00	
9	PRINTQUICK PRIVATE LTD	76500	1.53	0	0.00	0.00	0	0.00	0	0.00	0.00	
10	RESHAM NISHITH DEODHAR	3050	0.06	0	0.00	0.00	0	0.00	0	0.00	0.00	
11	SHIRISH PRABHAKAR DEODHAR	21333	0.43	0	0.00	0.00	0	0.00	0	0.00	0.00	
12	ZEE ENTERTAINMENT ENTERPRISES LTD	1321200	26.42	0	0.00	0.00	0	0.00	0	0.00	0.00	
<b>TOTAL</b>		<b>2947851</b>	<b>58.96</b>	<b>##</b>	<b>2.04</b>	<b>1.20</b>	<b>0</b>	<b>0.00</b>	<b>0</b>	<b>0.00</b>	<b>0.00</b>	

(\* ) The term "encumbrance" has the same meaning as assigned to it in regulation 28(3) of the SAST Regulations, 2011



(1)(c) Statement showing holding of securities (including shares, warrants, convertible securities) of persons belonging to the category "Public" and holding more than 1% of the total number of shares.

Sr. No.	Name of the shareholder	Number of shares held	Shares as a percentage of total number of shares {i.e., Grand Total (A)+(B)+(C) indicated in Statement at para (1)(a) above}	Details of warrants		Details of convertible securities		Total shares (including underlying shares assuming full Conversion of warrants and convertible securities) as a % of diluted share capital
				Number of warrants held	As a % Total Number of warrants of the same Class	Number of convertible securities held	As a % Total Number of convertible securities of the same Class	
1	BALRAM BHARWANI	292161	5.84	0	0.00	0.00	0	0.00
2	SARJU C JHAVERI	98616	1.97	0	0.00	0.00	0	0.00
3	SHARAD KANAYALAL S	57600	1.15	0	0.00	0.00	0	0.00
	<b>TOTAL</b>	<b>448377</b>	<b>8.97</b>	<b>0</b>	<b>0.00</b>	<b>0.00</b>	<b>0</b>	<b>0.00</b>




(1)(c)(i) Statement showing holding of securities (including shares, warrants, convertible securities) of persons (together with PAC) belonging to the category "Public" and holding more than 5% of the total number of shares of the company.

Sr. No.	Name(s) of the shareholder(s) and the Persons Acting in Concert (PAC) with them	Number of shares	Shares as a percentage of total number of shares {i.e., Grand Total (A) + (B) + (C) indicated in Statement at	Details of warrants		Details of convertible securities		Total shares (including underlying shares assuming full Conversion of warrants and convertible securities) as a %
				Number of warrants	As a % Total Number of warrants of the same Class	Number of convertible securities held	% w.r.t Total Number of convertible securities of the same Class	
1	BALRAM BHARWANI	292161	5.84	0	0.00	0	0.00	0.00
	<b>TOTAL</b>	<b>292161</b>	<b>5.84</b>	<b>0</b>	<b>0.00</b>	<b>0</b>	<b>0.00</b>	<b>0.00</b>



(1)(d) Statement showing details of locked-in shares

Sr. No.	Name of the shareholder	Number of locked-in shares	Locked-in shares as a percentage of total number of shares {i.e., Grand Total (A) + (B) + (C) indicated in Statement at para (1)(a) above}	Promoter / Promoter Group / Public
1		0	0.00	
	<b>TOTAL</b>	<b>0</b>	<b>0.00</b>	



(11)(a) Statement showing details of Depository Receipts (DRs)

Sr. No.	Type of outstanding DR (ADRs, GDRs, SDRs, etc.)	Number of outstanding DRs	Number of shares underlying outstanding DRs	Shares underlying outstanding DRs as a percentage of total number of shares {i.e., Grand Total (A)+(B)+(C) indicated in Statement at para (I)(a) above}
1		0	0	0
	<b>TOTAL</b>	<b>0</b>	<b>0</b>	<b>0</b>





(11)(b) Statement showing holding of Depository Receipts (DRs), where underlying shares held by 'promoter/promoter group' are in excess of 1% of the total number of shares.

Sr. No.	Name of the DR Holder	Type of outstanding DR (ADRs, GDRs, SDRs, etc.)	Number of shares underlying outstanding DRs	Shares underlying outstanding DRs as a percentage of total number of shares {i.e., Grand Total (A)+(B)+(C) indicated in Statement at para (1)(a) above}
1		0	0	0
	<b>TOTAL</b>	<b>0</b>	<b>0</b>	<b>0</b>

