

Aro granite industries Ltd.
(100% Export Oriented Unit)
STATEMENT OF STANDALONE AUDITED FINANCIAL RESULTS FOR THE YEAR ENDED 31ST MARCH, 2014

513729

PART-I Particulars	Quarter ended	Quarter ended	Quarter ended	Year ended	Year ended
	31.03.14 Audited	31.12.13 Audited	31.03.13 Audited	31.03.2013 Audited	31.03.2014 Audited
1. Sales/Income from Operations	6,834.00	6,125.38	5,293.51	18,900.91	25,355.34
Less Excise Duty	60.78	69.28	47.79	175.23	221.51
Net Sales/Income From Operations	6,773.22	6,056.10	5,245.72	18,725.68	25,133.83
2. Expenditure					
a. (Increase)/decrease in stock in trade and work in progress	940.56	(587.62)	(31.95)	(538.45)	(215.76)
b. Consumption of raw materials	3,536.66	4,318.37	3,047.65	10,933.51	15,368.80
c. Purchase of traded goods	41.37	24.09	56.67	251.14	192.97
d. Employee cost	241.09	340.65	303.00	1,082.86	1,186.17
e. Depreciation	122.91	128.56	127.36	470.00	516.13
f. Other expenditure	1,342.72	1,351.68	1,226.40	4,476.10	5,182.09
g. Total	6,225.31	5,575.73	4,729.13	16,675.16	22,230.40
(Any item exceeding 10% of the total expenditure to be shown separately)					
3. Profit from operation before other income, finance costs and Exceptional Items(1-2)	547.91	480.37	516.59	2,050.52	2,903.43
4. Other Income	194.64	127.45	112.79	-16.27	-320.94
5. Profit from ordinary activities before finance costs and Exceptional Items(3+4)	742.55	607.82	629.38	2,034.25	2,582.49
6. Finance costs	137.16	139.32	140.77	513.30	534.16
7. Profit from ordinary activities after finance costs but before Exceptional Items(5-6)	605.39	468.50	488.61	1,520.95	2,048.33
8. Exceptional Items	0.00	788.20	---	---	788.20
9. Profit (+) / Loss (-) from Ordinary activities before tax (7+8)	605.39	1,256.70	488.61	1,520.95	2,836.53
10. Tax Expenses	220.47	269.68	-14.99	395.03	727.32
11. Net Profit (+) / Loss (-) from Ordinary activities after tax (9-10)	384.92	987.02	503.60	1,125.92	2,109.21
12. Extraordinary Item (net of tax expense Rs. _____)	---	---	---	---	---
13. Net Profit(+)/ Loss(-) for the period (11-12)	384.92	987.02	503.60	1,125.92	2,109.21
14. Paid-up equity share capital (Face value of Rs. 10/- each)	1,530.00	1,530.00	1,020.00	1,020.00	1,530.00
15. Reserve excluding Revaluation Reserves as per balance sheet of previous accounting year	---	---	---	11,241.86	12,662.08
16. Earnings Per Share (EPS)					
a) Basic and diluted EPS before Extraordinary items for the period, for the year to date and for the previous year (not to be annualized)	3.02	6.57	4.94	11.92	18.18
b) Basic and diluted EPS after Extraordinary items for the period, for the year to date and for the previous year (not to be annualized)	2.52	6.45	4.94	11.04	17.11

(Rs. in Lacs)

FOR ARO GRANITE INDUSTRIES LTD.

MG. DIRECTOR

513729


PART-II					
A. PARTICULARS OF SHAREHOLDING					
1. Public Shareholding					
-Number of Shares(in lacs)	9035369	9035369	60,23,579	60,23,579	9035369
-Percentage of shareholding (%)	59.05	59.05	59.05	59.05	59.05
2. Promoters and promoter group Shareholding					
a) Pledged/Encumbered					
- Number of shares	0	0	1053000	1053000	0
- Percentage of shares (as a % of the total shareholding of promoter and promoter group)	0	0	25.21	25.21	0
- Percentage of shares (as a % of the total share capital of the company)	0	0	10.32	10.32	0
b) Non-encumbered					
- Number of Shares	6264631	6264631	3123421	3123421	6264631
- Percentage of shares (as a % of the total shareholding of promoter and promoter group)	100.00	100.00	74.79	74.79	100.00
- Percentage of shares (as a % of the total share capital of the company)	40.95	40.95	30.62	30.62	40.95

PARTICULARS		3 months ended 31.03.2014			
B. INVESTORS COMPLAINT					
Pending at the beginning of the quarter					NIL
Received during the quarter					NIL
Disposed off during the quarter					NIL
Remaining unresolved at the end of the quarter					NIL

NOTES:

- The above audited financial results have been reviewed by the Audit Committee and approved by the Board of Directors at their respective meetings held on 19.04.2014
- The Board has recommended a dividend of 10 % (Re 1/- per share of face value of Rs 10/- each) on the equity shares of the company subject to the approval by the shareholders at the Annual General Meeting.
- The Company is in Granite Tiles and Slabs Business and does not have more than one reportable segment in line with the Accounting Standard (AS-17) "Segmental Reporting" issued by the Institute of Chartered Accountants of India and hence the segmental reporting is not required to be given.
- Figures for the Previous year/Quarter have been regrouped/rearranged wherever necessary
- The tax expenses for the current quarter and the Whole year has been calculated after taking into account MAT Credit available.
- The EPS (basic and diluted) for the year ended 31.03.14 was calculated on the weighted average numbers of shares after the bonus issue.

FOR ARO GRANITE INDUSTRIES LTD.



M.G. DIRECTOR


513729

7. Statement of Assets & Liabilities

(Rs. in lacs)

Standalone Statement of Assets and Liabilities		As at 31.03.2014 (Audited)	As at 31.03.2013 (Audited)
Particulars			
A	EQUITY AND LIABILITIES		
1	Shareholders' funds		
	(a) Share capital	1,530.00	1,020.00
	(b) Reserves and surplus	12,662.08	11,241.87
	(c) Money received against share warrants	0.00	0.00
	Sub-total - Shareholders' funds	14,192.08	12,261.87
2	Share application money pending allotment	0.00	0.00
3	Minority interest *	0.00	0.00
4	Non-current liabilities		
	(a) Long-term borrowings	0.00	698.19
	(b) Deferred tax liabilities (net)	1,038.25	906.51
	(c) Other long-term liabilities	13.05	18.92
	(d) Long-term provisions	95.21	87.28
	Sub-total - Non-current liabilities	1,146.51	1,710.90
5	Current liabilities		
	(a) Short-term borrowings	10,918.82	8,836.26
	(b) Trade payables	2,125.00	1,484.32
	(c) Other current liabilities	390.78	407.13
	(d) Short-term provisions	420.06	204.00
	Sub-total - Current liabilities	13,854.66	10,931.71
	TOTAL - EQUITY AND LIABILITIES	29,193.25	24,904.48
B	ASSETS		
1	Non-current assets		
	(a) Fixed assets (Net)	8,356.69	8,505.35
	(b) Goodwill on consolidation *	0.00	0.00
	(c) Non-current Investments	0.00	0.00
	(d) Deferred tax assets (net)	0.00	0.00
	(e) Long-term loans and advances	86.02	116.55
	(f) Other non-current assets	0.00	0.00

FOR ARO GRANITE INDUSTRIES LTD.




M.G. DIRECTOR

Standalone Statement of Assets and Liabilities		As at 31.03.2014 (Audited)	As at 31.03.2013 (Audited)
Particulars			
Sub-total - Non-current assets		8,442.71	8,621.90
2	Current assets		
	(a) Current Investments	1.87	1.87
	(b) Inventories	9,068.72	7,496.21
	(c) Trade receivables	8,821.42	7,213.04
	(d) Cash and cash equivalents	1,576.19	325.15
	(e) Short-term loans and advances	670.87	672.73
	(f) Other current assets	611.47	573.58
	Sub-total - Current assets	20,750.54	16,282.58
	TOTAL - ASSETS	29,193.25	24,904.48

Place : Hosur
Date : 19.04.2014

For ARO GRANITE INDUSTRIES LTD.


M.K. ARORA
MGR. DIRECTOR

For & on behalf of the Board
-SD-
Sumil K. Arora
Managing Director

513729