



**Introductory sub-table (I)(a)**

<b>Name of the Company: ARO GRANITE INDUSTRIES LIMITED</b>			
<b>Scrip Code, Name of the scrip, class of security: 513729</b>			
<b>Quarter ended: 31.03.2014</b>			
<b>Partly paid-up shares:-</b>	<b>No. of partly paid-up shares</b>	<b>As a % of total no. of partly paid-up shares</b>	<b>As a % of total no. of shares of the company</b>
Held by promoter/promoter group	0	#DIV/0!	0
Held by public	0	#DIV/0!	0
<b>Total</b>	<b>0</b>	<b>#DIV/0!</b>	<b>0</b>
<b>Outstanding convertible securities:- No. of outstanding securities</b>			
	<b>No. of outstanding securities</b>	<b>As a % of total no. of outstanding convertible securities</b>	<b>As a % of total no. of shares of the company, assuming full conversion of the convertible securities</b>
Held by promoter/promoter group	0	#DIV/0!	0
Held by public	0	#DIV/0!	0
<b>Total</b>	<b>0</b>	<b>#DIV/0!</b>	<b>0</b>
<b>Warrants:-</b>			
	<b>No. of warrants</b>	<b>As a % of total no. of warrants</b>	<b>As a % of total no. of shares of the company, assuming full conversion of warrants</b>
Held by promoter/promoter group	0	#DIV/0!	0
Held by public	0	#DIV/0!	0
<b>Total</b>	<b>0</b>	<b>#DIV/0!</b>	<b>0</b>
<b>Total paid-up capital of the company, assuming full conversion of warrants and convertible securities</b>			
	<b>15300000</b>		

For Aro Granite Industries Ltd.  
  
 Company Secretary

**Statement Showing Shareholding Pattern**

Category code	Category of Shareholder	Table (I)(a)										
		Number of Shareholders	Total number of shares	Number of shares held in dematerialized form	Total shareholding as a percentage of total number of shares		Shares Pledged or otherwise encumbered					
					As a percentage of (A+B) <sup>1</sup>	As a percentage of (A+B+C)						
(A)	(II)	(III)	(IV)	(V)	(VI)	(VII)	(VIII)	(IX) = (VIII)/(IV)*100				
1	Shareholding of Promoter and Indian											
(a)	Individuals/ Hindu Undivided Family											
(b)	Central Government/ State Government(s)	11	6264631	6264631	40.95	40.95	0	0.00				
(c)	Bodies Corporate	0	0	0	0.00	0.00		#DIV/0!				
(d)	Financial Institutions/ Banks	0	0	0	0.00	0.00		#DIV/0!				
(e)	Any Others(Specify)	0	0	0	0.00	0.00		#DIV/0!				
(e-i)		0	0	0	0.00	0.00		#DIV/0!				
(e-ii)		0	0	0	0.00	0.00		#DIV/0!				
	<b>Sub Total(A)(I)</b>	<b>11</b>	<b>6264631</b>	<b>6264631</b>	<b>40.95</b>	<b>40.95</b>	<b>0</b>	<b>0.00</b>				
2	Foreign											
a	Individuals (Non-Residents Individuals/ Foreign Individuals)	0	0	0	0.00	0.00		#DIV/0!				
b	Bodies Corporate	0	0	0	0.00	0.00		#DIV/0!				
c	Institutions	0	0	0	0.00	0.00		#DIV/0!				


For Aro Granite Industries Ltd  
  
 Company Secretary





Sr.No	Notes
1	The total foreign holding is 802364 Equity Shares(5.244% holding)
2	There is no GDR and ADR holding of the Company
3	
5	
6	
7	
8	
9	

For Aro Granite Industries Ltd.

  
Company Secretary

**(D)(b) Statement showing holding of securities (including shares, warrants, convertible securities) of persons belonging to the category "Promoter and Promoter Group"**

Sr. No.	Name of the shareholder	Details of Shares held		Encumbered shares (*)		Details of warrants		Details of convertible securities		Total shares (including underlying shares assuming full conversion of warrants and convertible securities) as a % of diluted share capital
		Number of shares held	As a % of grand total (A)+(B)+(C)	No.	As a percentage (VI)=(V)/(III)*100	As a % of grand total (A)+(B)+(C) of sub-clause (I)(a)	Number of warrants held	As a % total number of warrants of the same class	Number of convertible securities held	
(I)	(II)	(III)	(IV)	(V)	(VII)	(VIII)	(IX)	(X)	(XI)	(XII)
1	SUNIL K ARORA	4869315	31.83		0.00	0	0	0	0	0
2	SUJATA ARORA	598572	3.91		0.00	0	0	0	0	0
3	K.L.ARORA	34267	0.22		0.00	0	0	0	0	0
4	KASTURI LAL ARORA	346983	2.27		0.00	0	0	0	0	0
5	KASTURI LAL ARORA	1125	0.01		0.00	0	0	0	0	0
6	SUDERSHAN ARORA	186603	1.22		0.00	0	0	0	0	0
7	AMAN ARORA	33	0.00		0.00	0	0	0	0	0
8	GIBETI ARORA	1350	0.01		0.00	0	0	0	0	0
9	RAVI KUMAR ARORA	1383	0.01		0.00	0	0	0	0	0
10	SAHIL ARORA	112500	0.74		0.00	0	0	0	0	0
11	SHIVANI ARORA	112500	0.74		0.00	0	0	0	0	0
<b>TOTAL</b>		6264631	40.95	0	0.00	0	0	0	0	0

(\*) The term "encumbrance" has the same meaning as assigned to it in regulation 28(3) of the SAST Regulations, 2011

For Aro Granite Industries Ltd.

  
Company Secretary

**(D)(c)(i) Statement showing holding of securities (including shares, warrants, convertible securities) of persons belonging to the category "Public" and holding more than 1% of the total number of shares**

Sr. No.	Name of the shareholder	Number of shares held	Shares as a percentage of total number of shares {i.e., Grand Total (A)+(B)+(C) indicated in Statement at para (D)(a) above}	Details of warrants		Details of convertible securities		Total shares (including underlying shares assuming full conversion of warrants and convertible securities) as a % of diluted share capital
				Number of warrants held	As a % total number of warrants of the same class	Number of convertible securities held	% w.r.t total number of convertible securities of the same class	
1	ARCHIT EXIM PVT LTD.	219322	1.43	0	0	0	0	0
2	SUREFIN FINANCIAL CONSULTANTS PRIVATE LTD.	532338	3.48	0	0	0	0	0
3	WINFIN FINANCIAL CONSULTANTS PRIVATE LTD.	184794	1.21	0	0	0	0	0
4	BHARAT PITTI	407691	2.66	0	0	0	0	0
5	PRADDEEP KUMAR JAIN	154687	1.01	0	0	0	0	0
6	SUJATA JAIN	177189	1.16	0	0	0	0	0
7	PRADDEEP KUMAR JAIN(HUF)	180667	1.18	0	0	0	0	0
8	MEENAZ KASSAM	167143	1.09	0	0	0	0	0
9	RAJAN LILARAM BHARVANI	182251	1.19	0	0	0	0	0
10	AMIT SHANTILAL MOTLA/BHAVNA SHANTILAL MOTLA	252970	1.65	0	0	0	0	0
11	AMRIT INDIA VALUE FUND LIMITED	296949	1.94					
12	DILIP KUMAR LAKHI	1503900	9.83	0	0	0	0	0
<b>TOTAL</b>		<b>4259901</b>	<b>27.84</b>	0	0	0	0	0

For Aro Granite Industries Ltd.

  
Company Secretary









