



Ref: ATULAUTO/SEs/35/SHP/March2014

April 14, 2014

To,
The Department of Corporate Services,
BSE Limited,
Ground Floor,
Phiroze Jeejeebhoy Towers,
Dalal Street,
Mumbai - 400 001

To,
The Manager
Listing Compliance Department
National Stock Exchange of India Ltd
5th Floor, Exchange Plaza,
Bandra (East),
Mumbai - 400 051

Script Code: 537195
Kind Attn: Mr. Jeevan Noronha
Mr. Marian D'Souza

Script Symbol: ATULAUTO
Kind Attn: Mr. Samir Rajdev

Dear Sir,

Subject: Submission of Share Holding Pattern for March 2014 Quarter


With reference to the above subject, we are submitting herewith Shareholding Pattern as on 31st March, 2014 duly signed by Shri Mahendra J Patel, Whole-time Director of the Company as required under Clause 35 of the Listing Agreement.

The Scanned pdf file and excel file have been uploaded on online filing platform.

Please take the same on your records.

Yours faithfully,
For, ATUL AUTO LIMITED,

(CS Paras J. Viramgama)
Asst. Company Secretary



(1)(a) Statement showing ShareHolding Pattern



Name of the Company : Atul Auto Ltd.
Quarter Ended : 31-03-2014
BSE Scrip Code : 531795
NSE Company Symbol: ATULAUTO

Partly paid-up Shares	No. of Partly paid-up Shares	As a % of total No. of Partly paid-up Shares	As a % of Total no. of Shares of the Company
Held by Promoters/ Promoters Group	0		
Held by Public	0		
TOTAL - D	0		

Outstanding Conv. Securities	No. of Outstanding Securities	As a % of Total no. of O/S Conv. Securities	As a % of Total no. of shares of the Co., assuming full conv.
Held by Promoters/ Promoters Group	0		
Held by Public	0		
TOTAL - E	0		

Warrants :	No. of Warrants	As a % of Total no. of Warrants	As a % of Total no. of shares of the Co., assuming full conv.
Held by Promoters/ Promoters Group	0		
Held by Public	0		
TOTAL - F	0		


Total paid-up Capital of the Company assuming full conv. Of warrants & securities	10971600
---	----------

ATUL AUYO LIMITED

Wholetime Director

Sr.No	Notes

ATUL AUTO LIMITED



Wholetime Director

Statement showing holding of securities (including shares, warrants, convertible securities) of persons belonging to the category "Promoter and Promoter Group"

(D)(b)

Sr. No.	Name of the shareholder	Total Shares held		Shares pledged or otherwise encumbered			Details of warrant		Details of convertible securities		Total shares (including underlying shares assuming full conversion of warrant and convertible securities) as a % of diluted share capital
		Number	As a % of grand total (A)+(B)+(C)	Number	% of Total shares held	As a % of grand total (A)+(B)+(C)	Number of warrants held	As a % of total No of warrants of the same class	Number of convertible securities held	As a % of total No of convertible securities of the same class	
1	JAYANTIBHAI JAGJIVANDAS CHANDRA	675871	6.160	0	0.000	0.000	0	0.000	0	0.000	6.160
2	MAHENDRAKUMAR JAMNADAS PATEL	138924	1.266	0	0.000	0.000	0	0.000	0	0.000	1.266
3	ALPESH BHARATBHAI CHANDRA	73080	0.666	0	0.000	0.000	0	0.000	0	0.000	0.666
4	ASHOKKUMAR JAMNADAS PATEL	68472	0.624	0	0.000	0.000	0	0.000	0	0.000	0.624
5	BHARAT JAGJIVANDAS CHANDRA	487953	4.447	0	0.000	0.000	0	0.000	0	0.000	4.447
6	CHETANKUMAR VASANTRAI PATEL	110268	1.005	0	0.000	0.000	0	0.000	0	0.000	1.005
7	DHARMENDRABHAI JAGJIVANDAS CHANDRA	633663	5.775	0	0.000	0.000	0	0.000	0	0.000	5.775
8	HARISHBHAI JAGJIVANDAS CHANDRA	582393	5.308	0	0.000	0.000	0	0.000	0	0.000	5.308
9	HARSHABEN HARISHBHAI CHANDRA	105900	0.965	0	0.000	0.000	0	0.000	0	0.000	0.965
10	HETAL ALPESH CHANDRA	78860	0.701	0	0.000	0.000	0	0.000	0	0.000	0.701
11	HIREN VASANTRAI PATEL	69480	0.633	0	0.000	0.000	0	0.000	0	0.000	0.633
12	KAPILABEN BHARATBHAI CHANDRA	70752	0.645	0	0.000	0.000	0	0.000	0	0.000	0.645
13	KASHIBEN JAGJIVANDAS CHANDRA	339588	3.095	0	0.000	0.000	0	0.000	0	0.000	3.095
14	KRISHNABEN CHETANKUMAR PATEL	63684	0.580	0	0.000	0.000	0	0.000	0	0.000	0.580
15	KRUNAL J. CHANDRA	101325	0.924	0	0.000	0.000	0	0.000	0	0.000	0.924
16	MAHESHBHAI JAGJIVANDAS CHANDRA	645033	5.879	0	0.000	0.000	0	0.000	0	0.000	5.879
17	MANISHABEN ATULKUMAR CHANDRA	466110	4.248	0	0.000	0.000	0	0.000	0	0.000	4.248
18	MANISHABEN MAHENDRAKUMAR PATEL	60856	0.555	0	0.000	0.000	0	0.000	0	0.000	0.555
19	MANJULABEN VASANTRAI PATEL	95652	0.872	0	0.000	0.000	0	0.000	0	0.000	0.872
20	MINABEN ASHOKKUMAR PATEL	60856	0.555	0	0.000	0.000	0	0.000	0	0.000	0.555
21	MRS. ANITA N. CHANDRA	215500	1.964	0	0.000	0.000	0	0.000	0	0.000	1.964
22	NIRAJ JAYANTIBHAI CHANDRA	102559	0.935	0	0.000	0.000	0	0.000	0	0.000	0.935
23	PRAFULABEN JAYANTILAL CHANDRA	184843	1.685	0	0.000	0.000	0	0.000	0	0.000	1.685
24	RAMABEN DAYALAL PATEL	91252	0.832	0	0.000	0.000	0	0.000	0	0.000	0.832
25	RAMABEN JAMNADAS PATEL	157744	1.438	0	0.000	0.000	0	0.000	0	0.000	1.438
26	REKHABEN MAHESHBHAI CHANDRA	127650	1.163	0	0.000	0.000	0	0.000	0	0.000	1.163
27	USHABEN DHARMENDRABHAI CHANDRA	122137	1.113	0	0.000	0.000	0	0.000	0	0.000	1.113
28	VASANTRAI KURJIBHAI PATEL	114000	1.039	0	0.000	0.000	0	0.000	0	0.000	1.039
	Total Promoter & Promoter Group	6042405	55.073	0	0.000	0.000	0	0.000	0	0.000	55.072

ATUL AUTO LIMITED

[Signature]
Whole-time Director

(D)(c) Statement showing holding of securities (including shares, warrants, convertible securities) of persons belonging to the category "Public" and holding more than 1% of the total number of shares							
Sr. No.	Name of the shareholder	Number of shares	Shares as a percentage of total number of shares {i.e., Grand Total (A)+(B)+(C) indicated in Statement at para (I)(a) above}	Details of warrant		Total shares (including underlying shares assuming full conversion of warrant and convertible securities) as a % of diluted share capital	
				Number of warrants held	As a % of total No of warrants of the same class		Number of convertible securities held
1	DAYALAL GORDHANDAS PATEL	112758	1.028	0	0.000	0.000	1.028
2	KEDIA SECURITIES PVT LTD	810500	7.387	0	0.000	0.000	7.387
3	OCEAN DIAL GATEWAY TO INDIA MAJURITI	160000	1.458	0	0.000	0.000	1.458
4	VIJAY KISHANLAL KEDIA	990095	9.024	0	0.000	0.000	9.024
	Total	2073353	18.897	0	0.000	0.000	18.897

ATUL AUTO LIMITED

~~Wholesale Director~~

(1)(c) Statement showing holding of securities (including shares, warrants, convertible securities) of persons (together with PAC) belonging to the category "Public" and holding more than 5% of the total number of shares

Sr. No.	Name of the shareholder	Number of shares	Shares as a percentage of total number of shares (i.e., Grand Total (A)+(B)+(C) indicated in Statement at para (1)(a) above)	Details of warrant		Details of convertible securities		Total shares (including underlying shares assuming full conversion of warrant and convertible securities) as a % of diluted share capital
				Number of warrants held	As a % of total No of warrants of the same class	Number of convertible securities held	As a % of total No of convertible securities of the same class	
1	KEDIA SECURITIES PVT LTD	810500	7.387	0	0.000	0	0.000	7.387
2	VIJAY KISHANLAL KEDIA	990095	9.024	0	0.000	0	0.000	9.024
	Total -Public [5% & above]	1800595	16.411	0	0.000	0	0.000	16.411

ATUL AUTO LIMITED

Wholetime Director

(I)(d) Statement showing details of locked-in shares

Sr. No.	Ref- Num	Name of the shareholder	Number of locked-in shares	Locked-in shares as a percentage of total number of shares {i.e., Grand Total (A)+(B)+(C) indicated in Statement at para (D)(a) above}	Promoter/Promoter Group/Public
		Total Locked in Shares	0	0.000	


ATUL AUTO LIMITED


Wholetime Director

(II)(a) Statement showing details of Depository Receipts (DRs)

Sr. No.	Ref-Num	Name of the Holder	Type of outstanding DR (ADRs, GDRs, SDRs, etc.)	Number of outstanding DRs	Number of shares underlying outstanding DRs	Shares underlying outstanding DRs as a percentage of total number of shares {i.e., Grand Total (A)+(B)+(C) indicated in Statement at para (D)(a) above}
	NIL					

ATUL ANTO LIMITED



Wholetime Director

(ID)(b) Statement showing Holding of Depository Receipts (DRs), where underlying

shares held by Promoter/Promoter Group are in excess of 1% of the total number of shares

Sr. No.	Ref Num	Name of the DR Holder	Type of outstanding DR (ADRs, GDRs, SDRs, etc.)	Number of outstanding DRs	Number of shares underlying outstanding DRs	Shares underlying outstanding DRs as a percentage of total number of shares {i.e., Grand Total (A)+(B)+(C) indicated in Statement at para (I)(a) above}
		NIL				

ATUL AUTO LIMITED

~~Wholesale Director~~