


Statement Showing Shareholding Pattern

Category code:	Category of Shareholder	Number of Shareholders	Table I(a)		Total shareholding as a percentage of total number of shares		Shares Pledged or otherwise encumbered	
			Total number of shares	Number of shares held in dematerialized form	As a percentage of (A+B) ¹	As a percentage of (A+B+C)	Number of shares	As a percentage
(I)	(II)	(III)	(IV)	(V)	(VI)	(VII)	(VIII)	(IX)
(A)	Shareholding of Promoter and Promoter Group ²							
1	Indian							
(a)	Individuals/ Hindu Undivided Family	38	956500	641300	22.24	22.24	0	0.00
(b)	Central Government/ State Government(s)	0	0	0	0.00	0.00	0	0.00
(c)	Bodies Corporate	0	0	0	0.00	0.00	0	0.00
(d)	Financial Institutions/ Banks	0	0	0	0.00	0.00	0	0.00
(e)	Any Others (Specify)	0	0	0	0.00	0.00	0	0.00
(e-i)								
(e-ii)								
	Sub Total(A)(1)	38	956500	641300	22.24	22.24	0	0.00
2	Foreign							
a	Individuals (Non-Residents Individuals/ Foreign Individuals)	0	0	0	0.00	0.00	0	0.00
b	Bodies Corporate	0	0	0	0.00	0.00	0	0.00
c	Institutions	0	0	0	0.00	0.00	0	0.00
d	Any Others (Specify)							
d-i								
d-ii								
	Sub Total(A)(2)	0	0	0	0.00	0.00	0	0.00
	Total Shareholding of Promoter and Promoter Group (A) = (A)(1)+(A)(2)	38	956500	641300	22.24	22.24	0	0.00
(B)	Public shareholding							
1	Institutions							
(a)	Mutual Funds/ UTI	1	15800	0	0.37	0.37	0	0.00
(b)	Financial Institutions/ Banks	1	4000	0	0.09	0.09	0	0.00
(c)	Central Government/ State Government(s)	0	0	0	0.00	0.00	0	0.00
(d)	Venture Capital Funds	0	0	0	0.00	0.00	0	0.00
(e)	Insurance Companies	0	0	0	0.00	0.00	0	0.00
(f)	Foreign Institutional Investors	0	0	0	0.00	0.00	0	0.00
(g)	Foreign Venture Capital Investors	0	0	0	0.00	0.00	0	0.00
(h)	Any Other (specify)							
(h-i)								
(h-ii)								
	Sub-Total (B)(1)	2	19800	0	0.46	0.46	0	0.00
B 2	Non-institutions							
(a)	Bodies Corporate	71	219577	149477	5.11	5.11	0	0.00
(b)	Individuals							
I	Individuals -i Individual shareholders holding nominal share capital up to Rs 1 lakh	11207	2441612	991912	56.78	56.78	0	0.00
II	ii Individual shareholders holding nominal share capital in excess of Rs. 1 lakh.	19	471680	377080	10.97	10.97	0	0.00
(c)	Any Other (specify)							
(c-i)	Clearing Members	11	10336	10336	0.24	0.24	0	0.00
(c-ii)	NON RESIDENT INDIANS	97	180495	47695	4.20	4.20	0	0.00
	Sub-Total (B)(2)	11405	3323700	1576500	77.30	77.30	0	0.00
(B)	Total Public Shareholding (B) = (B)(1)+(B)(2)	11407	3343500	1576500	77.76	77.76	0	0.00
	TOTAL (A)+(B)	11445	4300000	2217800	100.00	100.00	0	0.00
(C)	Shares held by Custodians and against which Depository Receipts have been issued							
1	Promoter and Promoter Group	0	0	0	0.00	0.00	0	0.00
2	Public	0	0	0	0.00	0.00	0	0.00
	Sub-Total (C)	0	0	0	0.00	0.00	0	0.00
	GRAND TOTAL (A)+(B)+(C)	11445	4300000	2217800	100.00	100.00	0	0.00



Introductory sub-table (I)(a)

Name of the Company: AXEL POLYMERS LTD

Scrip Code, Name of the scrip, class of security: 513642


Quarter ended: 31ST MARCH, 2014

Partly paid-up shares:-	No. of partly paid-up shares	As a % of total no. of partly paid-up shares	As a % of total no. of shares of the company
Held by promoter/promoter group	0	0.00	0.00
Held by public	0	0.00	0.00
Total - D	0	0.00	0.00

Outstanding convertible securities:-	No. of outstanding securities	As a % of total no. of outstanding convertible securities	As a % of total no. of shares of the company, assuming full conversion of the convertible securities
Held by promoter/promoter group	0	0.00	0.00
Held by public	0	0.00	0.00
Total - E	0	0.00	0.00


Warrants:-	No. of warrants	As a % of total no. of warrants	As a % of total no. of shares of the company, assuming full conversion of warrants
Held by promoter/promoter group	0	0.00	0.00
Held by public	0	0.00	0.00
Total - F	0	0.00	0.00

Total paid-up capital of the company, assuming full conversion of warrants and convertible securities (Grand Total (A+B+C)+ D+E+F)	4,300,000	0.00	100.00
--	------------------	-------------	---------------



(I)(b) Statement showing holding of Securities (including shares, warrants, convertible securities) of persons belong to the Category "Promoter and Promoter Group"

Sr. No.	Name of the shareholder	Total shares held		Encumbered Shares (*)			Details of Warrants			Details of Convertible Securities			Total shares (including underlying shares assuming full conversion of warrants & convertible securities) as a % of diluted share capital (XII)
		Number of shares	As a % of grand total (A)+(B)+(C)	Number	As a percentage (V)=(V)/(III)*100	(A)+(B)+(C) of sub-clause (I)(a)	Numbers of Warrant Held	As a % total warrants of the same class	Numbers of Convertible Securities held	As a % total convertible securities of the same class	As a % of grand total (A)+(B)+(C)		
(I)	(II)	(III)	(IV)	(V)	(VI)	(VII)	(VIII)	(IX)	(X)	(XI)	(XII)		
1	AARASP BEJAN BODHANWALA	227500	5.29	0	0.00	0.00	0	0.00	0	0.00	0.00		
2	MINNIE AARASP BODHANWALA	192500	4.48	0	0.00	0.00	0	0.00	0	0.00	0.00		
3	PATEL DEVENDRA MANJI	103700	2.41	0	0.00	0.00	0	0.00	0	0.00	0.00		
4	TINAZ A BODHANWALA	49900	1.16	0	0.00	0.00	0	0.00	0	0.00	0.00		
5	BALWANT PATEL	48200	1.12	0	0.00	0.00	0	0.00	0	0.00	0.00		
6	MAHENDRAKUMAR PATEL	47800	1.11	0	0.00	0.00	0	0.00	0	0.00	0.00		
7	BEJAN KAVASJI BODHANWALA	40100	0.93	0	0.00	0.00	0	0.00	0	0.00	0.00		
8	TEHMI BEJAN BODHANWALA	35000	0.81	0	0.00	0.00	0	0.00	0	0.00	0.00		
9	RAM TRIVEDI	31500	0.73	0	0.00	0.00	0	0.00	0	0.00	0.00		
10	ANAHITA AARASP BODHANWALA	25200	0.59	0	0.00	0.00	0	0.00	0	0.00	0.00		
11	BALWANT PATEL	24500	0.57	0	0.00	0.00	0	0.00	0	0.00	0.00		
12	A A BODHANWALA	22500	0.52	0	0.00	0.00	0	0.00	0	0.00	0.00		
13	DEVSHI ARAJAN KANBI	20000	0.47	0	0.00	0.00	0	0.00	0	0.00	0.00		
14	RAMJI MANJI KERAI	20000	0.47	0	0.00	0.00	0	0.00	0	0.00	0.00		
15	TINAZ AARASP BODHANWALA	17500	0.41	0	0.00	0.00	0	0.00	0	0.00	0.00		
16	JAYRAJ M. BHADRANWALA	9800	0.23	0	0.00	0.00	0	0.00	0	0.00	0.00		
17	NAVIN PATEL	9800	0.23	0	0.00	0.00	0	0.00	0	0.00	0.00		
18	ARUNA B PATEL	8600	0.22	0	0.00	0.00	0	0.00	0	0.00	0.00		
19	RAMESHCHANDRA SANGHVI	4900	0.11	0	0.00	0.00	0	0.00	0	0.00	0.00		
20	MINOO PESTONJI	3500	0.08	0	0.00	0.00	0	0.00	0	0.00	0.00		
21	MINNIE A BODHANWALA	2500	0.06	0	0.00	0.00	0	0.00	0	0.00	0.00		
22	HOMI N VAKIL	2500	0.06	0	0.00	0.00	0	0.00	0	0.00	0.00		
23	MUKESH C PATEL	2500	0.06	0	0.00	0.00	0	0.00	0	0.00	0.00		
24	HEMENDRA S PATEL	1700	0.04	0	0.00	0.00	0	0.00	0	0.00	0.00		
25	A.J.DESAI	800	0.02	0	0.00	0.00	0	0.00	0	0.00	0.00		
26	ISHWARBHAI D PATEL	800	0.02	0	0.00	0.00	0	0.00	0	0.00	0.00		
27	KANUBHAI C PATEL	600	0.01	0	0.00	0.00	0	0.00	0	0.00	0.00		
28	VIKRAMBHAI H PATEL	400	0.01	0	0.00	0.00	0	0.00	0	0.00	0.00		
29	JITESH R DESAI	300	0.01	0	0.00	0.00	0	0.00	0	0.00	0.00		
30	BEJAN KANASJI BODHANWALA	200	0.00	0	0.00	0.00	0	0.00	0	0.00	0.00		
31	HASMUKHBHAI M PATEL	200	0.00	0	0.00	0.00	0	0.00	0	0.00	0.00		
32	BEJAN K BODHANWALA	100	0.00	0	0.00	0.00	0	0.00	0	0.00	0.00		
33	MINNIE A BODHANWALA	100	0.00	0	0.00	0.00	0	0.00	0	0.00	0.00		
34	AMITA J DESAI	100	0.00	0	0.00	0.00	0	0.00	0	0.00	0.00		
35	ASHWINBHAI T PATEL	100	0.00	0	0.00	0.00	0	0.00	0	0.00	0.00		
36	JITESH R DESAI	100	0.00	0	0.00	0.00	0	0.00	0	0.00	0.00		
37	TEHMI B BODHANWALA	100	0.00	0	0.00	0.00	0	0.00	0	0.00	0.00		
38	THAKURBHAI D PATEL	100	0.00	0	0.00	0.00	0	0.00	0	0.00	0.00		
TOTAL		956590	22.24	0.00	0.00	0.00	0.00	0.00	0.00	0.00	0.00		



(1)(c)(i) Statement showing holding of securities (including shares, warrants, convertible securities) of persons belonging to the category "Public" and holding more than 1% of the total number of shares

Sr. No.	Name of the shareholder	Number of shares	Shares as a percentage of total number of shares (i.e., Grand Total (A)+(B)+(C) indicated in Statement at para (D)(a) above)	Details of Warrants		Details of Convertible Securities		Total shares (including underlying shares assuming full conversion of warrants & convertible securities) as a % of diluted share capital
				Numbers of Warrant Held	As a % total number of warrants of the same class	Numbers of Convertible Securities held	As a % total number of convertible securities of the same class	
				1	VIJAYRAJ MAHESHWARI	75800	1.76	
2	BHARAT JAINNADAS DATTANI	60162	1.40	0	0.00	0	0.00	0.00
3	CHANDRESH LOTIA	50000	1.16	0	0.00	0	0.00	0.00
4	BJD SECURITIES PRIVATE LTD	46934	1.09	0	0.00	0	0.00	0.00
TOTAL		232896	5.42	0.00	0.00	0.00	0.00	0.00




(D)(c)(ii) Statement showing holding of securities (including shares, warrants, convertible securities) of persons (together with PAC) belonging to the category "Public" and holding more than 5% of the total number of shares of the company

Sr. No.	Name(s) of the shareholder(s) and the Person Acting in Concert (PAC) with them	Number of shares	Shares as a percentage of total number of shares (i.e., Grand Total (A)+(B)+(C) indicated in Statement at para (D)(g) above)	Details of Warrants		Details of Convertible Securities		Total shares (including underlying shares assuming full conversion of warrants & convertible securities) as a % of diluted share capital
				Numbers of Warrant Held	As a % total number of warrants of the same class	Numbers of Convertible Securities held	As a % total number of convertible securities of the same class	
1	NIL	0	0.00	0	0.00	0	0.00	0.00
2		0	0.00	0	0.00	0	0.00	0.00
3		0	0.00	0	0.00	0	0.00	0.00
TOTAL		0	0.00	0.00	0.00	0.00	0.00	0.00




(I)(d) Statement showing details of locked-in shares

Sr. No.	Name of the shareholder	Number of locked-in shares	Locked-in shares as a percentage of total number of shares {i.e., Grand Total (A)+(B)+(C) indicated in Statement at para (I)(a) above}
1	NIL		0.00
2			0.00
3			0.00
TOTAL		0	0.00



(II)(a) Statement showing details of Depository Receipts (DRs)

Sr. No.	Type of outstanding DR (ADRs, GDRs, SDRs, etc.)	Number of outstanding DRs	Number of shares underlying outstanding DRs	Shares underlying outstanding DRs as a percentage of total number of shares {i.e., Grand Total (A)+(B)+(C) indicated in Statement at para (I)(a) above}
1	NIL	0	0	0.00
2				
3				
4				
5				
6				
7				
8				
9				
TOTAL		0	0	0.00



(II)(b) Statement showing holding of Depository Receipts (DRs), where underlying shares held by "promoter/promoter group" are in excess of 1% of the total number of shares

Sr. No.	Name of the DR Holder	Type of outstanding DR (ADRs, GDRs, SDRs, etc.)	Number of shares underlying outstanding DRs	Shares underlying outstanding DRs as a percentage of total number of shares {i.e., Grand Total (A)+(B)+(C) indicated in Statement at para (I)(a) above}
1	N.A.	0	0	0.00
2				
3				
4				
5				
6				
7				
8				
9				
TOTAL			0	0.00

