

BF UTILITIES

BFUL/NSE/BSE/PSE/

April 15, 2014

The Secretary,
National Stock Exchange of India Ltd.
Exchange Plaza, Bandra-Kurla Complex
Bandra (E)
Mumbai 400 051
Symbol : BFUTILITIE

Registered A.D.

Fax - 022-2659 8237 /38, 2659 8347 /48

Dept. of Corporate Services
BSE Ltd.
Phiroze Jeejeebhoy Towers,
Dalal Street,
Mumbai 400 001.
Scrip Code - 532430

Kind Attn : Ms.Neha Gada, Manager,
Fax No.022-22723121/3719/2037

The Secretary,
Pune Stock Exchange Ltd.,
'Shivleela Chambers',
752, Sadashiv Peth,
R. B. Kumathekar Marg,
Pune 411 030.

Fax No. 020-24460082 / 83

Sir,

**Re :- Clause No.35 of Listing Agreement –
Shareholding pattern as on 31st March, 2014**

As required under Clause 35 of the Listing Agreement we are sending herewith shareholding pattern of the company in the prescribed format for the quarter ended March 31, 2014.

Thanking you,

Yours faithfully,
For BF Utilities Limited



B. S .Mitkari
Company Secretary

Encls :- As above.



KALYANI
GROUP COMPANY

BF UTILITIES LIMITED, MUNDHWA, PUNE CANTONMENT, PUNE 411 036, MAHARASHTRA, INDIA


Phone : +91-20-26822552, 26702777 Fax : +91-20-26823061

Email : bfutilitiesltd@vsnl.net Website : www.bfutilities.com

BF UTILITIES

Introductory sub-table (I)(a)


Name of the Company: BF UTILITIES LIMITED			
Scrip Code, Name of the scrip, class of security: 532430, BFUTILITIE, EQUITY			
Quarter ended: 31ST MARCH, 2014			
Partly paid-up shares:-			
	No. of partly paid-up shares	As a % of total no. of partly paid-up shares	As a % of total no. of shares of the company
Held by promoter/promoter group		#DIV/0!	0
Held by public		#DIV/0!	0
Total	0	#DIV/0!	0
Outstanding convertible securities:-			
	No. of outstanding securities	As a % of total no. of outstanding convertible securities	As a % of total no. of shares of the company, assuming full conversion of the convertible securities
Held by promoter/promoter group		#DIV/0!	0
Held by public		#DIV/0!	0
Total	0	#DIV/0!	0
Warrants:-			
	No. of warrants	As a % of total no. of warrants	As a % of total no. of shares of the company, assuming full conversion of warrants
Held by promoter/promoter group		#DIV/0!	0
Held by public		#DIV/0!	0
Total	0	#DIV/0!	0
Total paid-up capital of the company, assuming full conversion of warrants and convertible securities		37667628	



BF UTILITIES


Statement Showing Shareholding Pattern

Category code	Category of Shareholder	Number of Shareholders	Table (I)(a)				Shares Pledged or otherwise encumbered	
			Total number of shares	Number of shares held in dematerialized form	Total shareholding as a percentage of total number of shares	As a percentage of (A+B) ¹	Number of shares	As a percentage of (IX) = (VIII)/(IV)*100
(I)	(II)	(III)	(IV)	(V)	(VI)	(VII)	(VIII)	(IX)
(A)	Shareholding of Promoter and Promoter Group ²							
I	Indian							
(a)	Individuals/ Hindu Undivided Family	8	103033	103025	0.27	0.27		0.00
(b)	Central Government/ State Government(s)	-	-	-	0.00	0.00		#DIV/0!
(c)	Bodies Corporate	14	24621399	24621399	65.36	65.36		0.00
(d)	Financial Institutions/ Banks	-	-	-	0.00	0.00		#DIV/0!
(e)	Any Others(Specify)	-	-	-	0.00	0.00		#DIV/0!
(e-i)					0.00	0.00		#DIV/0!
(e-ii)					0.00	0.00		#DIV/0!
	Sub Total(A)(1)	22	24724432	24724424	65.64	65.64	0	0.00
2	Foreign							
a	Individuals (Non-Residents Individuals/ Foreign Individuals)	-	-	-	0.00	0.00		#DIV/0!
b	Bodies Corporate	-	-	-	0.00	0.00		#DIV/0!
c	Institutions	-	-	-	0.00	0.00		#DIV/0!
d	Qualified Foreign Investor	-	-	-	0.00	0.00		#DIV/0!
e	Any Others(Specify)	-	-	-	0.00	0.00		#DIV/0!
e-i					0.00	0.00		#DIV/0!
e-ii					0.00	0.00		#DIV/0!
	Sub Total(A)(2)	0	0	0	0.00	0.00	0	#DIV/0!
	Total Shareholding of Promoter and Promoter Group (A) = (A)(1)+(A)(2)	22	24724432	24724424	65.64	65.64	0	0.00




BF UTILITIES

(B)	Public shareholding																				
I	Institutions																				
(a)	Mutual Funds/ UTI	9	30777		30607	0.08	0.08	0.08	0.08	0.08											
(b)	Financial Institutions / Banks	14	3402		1698	0.01	0.01	0.01	0.01	0.01	0									0.00	
(c)	Central Government/ State Government(s)	-	-		-	0.00	0.00	0.00	0.00	0.00											
(d)	Venture Capital Funds	-	-		-	0.00	0.00	0.00	0.00	0.00											
(e)	Insurance Companies	1	46959		46959	0.12	0.12	0.12	0.12	0.12											
(f)	Foreign Institutional Investors	12	244005		244005	0.65	0.65	0.65	0.65	0.65											
(g)	Foreign Venture Capital Investors	-	-		-	0.00	0.00	0.00	0.00	0.00											
(h)	Qualified Foreign Investor	-	-		-	0.00	0.00	0.00	0.00	0.00											
(i)	Any Other (specify)	-	-		-	0.00	0.00	0.00	0.00	0.00											
(i-ii)																					
(i-iii)																					
	Sub-Total (B)(1)	36	325143		323269	0.86	0.86	0.86	0.86	0.86	0									0.00	
B 2	Non-institutions																				
(a)	Bodies Corporate	776	4227634		2647381	11.22	11.22	11.22	11.22	11.22	291633									6.90	
(b)	Individuals					0.00	0.00	0.00	0.00	0.00											
I	Individuals -i. Individual shareholders holding nominal share capital up to Rs 1 lakh	36679	5891201		5082795	15.64	15.64	15.64	15.64	15.64	91004									1.54	
II	ii. Individual shareholders holding nominal share capital in excess of Rs. 1 lakh.	29	1888520		1888520	5.01	5.01	5.01	5.01	5.01	108000									5.72	
(c)	Qualified Foreign Investor	-	-		-	0.00	0.00	0.00	0.00	0.00											
(d)	Any Other (specify)					0.00	0.00	0.00	0.00	0.00											
(d-i)	Clearing Member	613	470290		470290	1.25	1.25	1.25	1.25	1.25	15190									3.23	
(d-ii)	Non Resident Indian (Repat)	181	98038		96197	0.26	0.26	0.26	0.26	0.26	0									0.00	
(d-iii)	Non Resident Indian (Non Repat)	97	40500		37346	0.11	0.11	0.11	0.11	0.11	0									0.00	
(d-iv)	Overseas Bodies Corporates	1	350		350	0.00	0.00	0.00	0.00	0.00											
(d-v)	Trusts	7	1520		1520	0.00	0.00	0.00	0.00	0.00											
	Sub-Total (B)(2)	38383	12618053		10224399	33.50	33.50	33.50	33.50	33.50	505827									4.01	
(B)	Total Public Shareholding (B)= (B)(1)+(B)(2)	38419	12943196		10547668	34.36	34.36	34.36	34.36	34.36	505827									3.91	
	TOTAL (A)+(B)	38441	37667628		35272092	100.00	100.00	100.00	100.00	100.00	505827									1.34	



BF UTILITIES

Sr.No	Notes
1	
2	
3	
4	
5	
6	
7	
8	
9	




BF UTILITIES

(1)(b) Statement showing holding of securities (including shares, warrants, convertible securities) of persons belonging to the category "Promoter and Promoter Group"

Sr. No.	Name of the shareholder	Details of Shares held			Encumbered shares (*)			Details of warrants		Details of convertible securities		Total shares (including underlying shares assuming full conversion of warrants and convertible securities) as a % of diluted share capital
		Number of shares held	As a % of grand total (A)+(B)+(C)	No.	As a percentage (V)=(A)/(VII)*100	As a % of grand total (A)+(B)+(C) of sub-clause (I)(a)	Number of warrants held	As a % total number of warrants of the same class	Number of convertible securities held	As a % total number of convertible securities of the same class		
		(ii)	(iv)	(v)	(vi)	(vii)	(ix)	(x)	(xi)	(xii)		
1	BABASAHEB NEELKANTH KALYANI -Promoter	7204	0.02	-	0.00	-	#DIV/0!	-	#DIV/0!	-	#DIV/0!	
2	AJINKYA INVESTMENT AND TRADING COMPANY	10292103	27.32	-	0.00	-	#DIV/0!	-	#DIV/0!	-	#DIV/0!	
3	KALYANI INVESTMENT COMPANY LIMITED	6195046	16.45	-	0.00	-	#DIV/0!	-	#DIV/0!	-	#DIV/0!	
4	KSL HOLDINGS PRIVATE LIMITED	4353472	11.56	-	0.00	-	#DIV/0!	-	#DIV/0!	-	#DIV/0!	
5	PIH FINVEST COMPANY LIMITED	1424885	3.78	-	0.00	-	#DIV/0!	-	#DIV/0!	-	#DIV/0!	
6	BF INVESTMENT LIMITED	1187903	3.15	-	0.00	-	#DIV/0!	-	#DIV/0!	-	#DIV/0!	
7	JANHAVI INVESTMENT PRIVATE LIMITED	458514	1.22	-	0.00	-	#DIV/0!	-	#DIV/0!	-	#DIV/0!	
8	SUNDARAM TRADING AND INVESTMENT PVT LTD	211103	0.56	-	0.00	-	#DIV/0!	-	#DIV/0!	-	#DIV/0!	
9	RAJGAD TRADING COMPANY PVT.LTD.	151674	0.40	-	0.00	-	#DIV/0!	-	#DIV/0!	-	#DIV/0!	
10	KALYANI CONSULTANTS PVT.LTD.	149500	0.40	-	0.00	-	#DIV/0!	-	#DIV/0!	-	#DIV/0!	
11	DANDAKARANYA INVESTMENT AND TRADING PVT.LTD.	93700	0.25	-	0.00	-	#DIV/0!	-	#DIV/0!	-	#DIV/0!	
12	CAMPANULA INVESTMENT & FINANCE PVT.LTD	56189	0.15	-	0.00	-	#DIV/0!	-	#DIV/0!	-	#DIV/0!	
13	CORNFLOWER INVESTMENT & FINANCE PVT.LTD	39600	0.11	-	0.00	-	#DIV/0!	-	#DIV/0!	-	#DIV/0!	
14	HASTINAPUR INVESTMENT &TRADING PVT.LTD	4567	0.01	-	0.00	-	#DIV/0!	-	#DIV/0!	-	#DIV/0!	
15	DRONACHARYA INVESTMENT & TRADING PVT.LTD	3143	0.01	-	0.00	-	#DIV/0!	-	#DIV/0!	-	#DIV/0!	
	Relatives of Promoters											
16	GAURISHANKAR NEELKANTH KALYANI	63779	0.17	-	0.00	-	#DIV/0!	-	#DIV/0!	-	#DIV/0!	
17	AMIT BABASAHEB KALYANI	28270	0.08	-	0.00	-	#DIV/0!	-	#DIV/0!	-	#DIV/0!	
18	ROHINI GAURISHANKAR KALYANI	2000	0.01	-	0.00	-	#DIV/0!	-	#DIV/0!	-	#DIV/0!	
19	DR. MEERA KHENY	700	0.00	-	0.00	-	#DIV/0!	-	#DIV/0!	-	#DIV/0!	
20	ASHOK KUMAR KHENY	672	0.00	-	0.00	-	#DIV/0!	-	#DIV/0!	-	#DIV/0!	
21	SUGANDHA JAI HIREMATH	400	0.00	-	0.00	-	#DIV/0!	-	#DIV/0!	-	#DIV/0!	
22	SULOCHANA NEELKANTH KALYANI -Jointly Mr.B.N.Kalyani	8	0.00	-	0.00	-	#DIV/0!	-	#DIV/0!	-	#DIV/0!	
	TOTAL	24724432	65.64	0	0.00	0	#DIV/0!	0	#DIV/0!	0	#DIV/0!	

The term "encumbrance" has the same meaning as assigned to it in regulation 29(3) of the SAST Regulations, 2011



BF UTILITIES

(D)(d) Statement showing details of locked-in shares

Sr. No.	Name of the shareholder	Number of locked-in shares	Locked-in shares as a percentage of total number of shares {i.e., Grand Total (A)+(B)+(C) indicated in Statement at para (D)(a) above}	Promoter / Promoter Group / Public
1	NIL	-	0.00	-
TOTAL		0	0.00	



BF UTILITIES

(II)(a) Statement showing details of Depository Receipts (DRs)

Sr. No.	Type of outstanding DR (ADRs, GDRs, SDRs, etc.)	Number of outstanding DRs	Number of shares underlying outstanding DRs	Shares underlying outstanding DRs as a percentage of total number of shares {i.e., Grand Total (A)+(B)+(C) indicated in Statement at para (I)(a) above}
1	NIL	-	-	0.00
				0.00
TOTAL		0	0	0.00



