



BPL Limited

11th KM, Bannerghatta Road,
Arakere, Bangalore - 560 076. India
Ph : +91-80-2648 4388, 2648 4350

The Manager - Listing,
Bombay Stock Exchange Limited
25th Floor
P J Towers, Dalal Street,
Mumbai - 400 001

April 18, 2014

The Manager - Listing,
National Stock Exchange of India Ltd.,
Exchange Plaza, 5th Floor, Plot No.C/1,
G Block, Bandra-Kurla Complex,
Bandra (East),
Mumbai - 400 051.

Dear Sir,

**Sub: Shareholding Pattern of the Company for the
quarter ended 31st March, 2014**

As required under Clause 35 of the Listing Agreement, we furnish herewith the
Shareholding Pattern of the Company for the quarter ended 31st March,
2014.

Please take the same on record.

Thanking you,


Very truly yours,
BPL LIMITED

D Krishnan
Company Secretary
Encl: a/a



Introductory sub-table (I)(a)

Name of the Company: BPL LIMITED			
Scrip Code, Name of the scrip, class of security: 500074, BPL, Equity			
Quarter ended: 31st March, 2014			
Partly paid-up shares:-			
	No. of partly paid-up shares	As a % of total no. of partly paid-up shares	As a % of total no. of shares of the company
Held by promoter/promoter group	0	0	0
Held by public	0	0	0
Total	0	0	0
Outstanding convertible securities:-			
	No. of outstanding securities	As a % of total no. of outstanding convertible securities	As a % of total no. of shares of the company, assuming full conversion of the convertible securities
Held by promoter/promoter group	0	0	0
Held by public	0	0	0
Total	0	0	0
Warrants:-			
	No. of warrants	As a % of total no. of warrants	As a % of total no. of shares of the company, assuming full conversion of warrants
Held by promoter/promoter group	0	0	0
Held by public	0	0	0
Total	0	0	0
Total paid-up capital of the company, assuming full conversion of warrants and convertible securities		48884818	0
			100




Statement Showing Shareholding Pattern								
Category code	Category of Shareholder	Number of Shareholders	Table (I)(a)		Total shareholding as a percentage of total number of shares		Shares Pledged or otherwise encumbered	
			Total number of shares	Number of shares held in dematerialized form	As a percentage of (A+B) ¹	As a percentage of (A+B+C)	Number of shares	As a percentage
(I)	(II)	(III)	(IV)	(V)	(VI)	(VII)	(VIII)	(IX) = (VIII)/(IV)*100
(A)	Shareholding of Promoter and							
1	Indian							
(a)	Individuals/ Hindu Undivided Family	5	1283350	1283350	2.63	2.63	0	0.00
(b)	Central Government/ State Government(s)	0	0	0	0.00	0.00	0	0.00
(c)	Bodies Corporate	6	29633442	29633442	60.62	60.62	24900767	84.03
(d)	Financial Institutions/ Banks	0	0	0	0.00	0.00	0	0.00
(e)	Any Others(Specify)	0	0	0	0.00	0.00	0	0.00
(e-i)					0.00	0.00	0	0.00
(e-ii)					0.00	0.00	0	0.00
	Sub Total(A)(1)	11	30916792	30916792	63.24	63.24	24900767	80.54
2	Foreign							
a	Individuals (Non-Residents Individuals/ Foreign Individuals)	0	0	0	0.00	0.00	0	0.00
b	Bodies Corporate	0	0	0	0.00	0.00	0	0.00
c	Institutions	0	0	0	0.00	0.00	0	0.00
d	Qualified Foreign Investor	0	0	0	0.00	0.00	0	0.00




e	Any Others(Specify)	0	0	0	0.00	0.00	0	0.00
e-i		0	0	0	0.00	0.00	0	0.00
e-ii								
	Sub Total(A)(2)	0	0	0	0.00	0.00	0	0.00
	Total Shareholding of Promoter	11	30916792	30916792	63.24	63.24	24900767	80.54
	(B) Public shareholding							
1	Institutions							
(a)	Mutual Funds/ UTI	6	900	0	0.00	0.00		
(b)	Financial Institutions / Banks	6	3800	3500	0.01	0.01		
(c)	Central Government/ State Government(s)	0	0	0	0.00	0.00		
(d)	Venture Capital Funds	0	0	0	0.00	0.00		
(e)	Insurance Companies	2	443010	443010	0.91	0.91		
(f)	Foreign Institutional Investors	4	1300	0	0.00	0.00		
(g)	Foreign Venture Capital Investors	0	0	0	0.00	0.00		
(h)	Qualified Foreign Investor	0	0	0	0.00	0.00		
(i)	Any Other (specify)	0	0	0	0.00	0.00		
(i-ii)					0.00	0.00		
(i-ii)								
	Sub-Total (B)(1)	18	449010	446510	0.92	0.92		
B 2	Non-institutions							
(a)	Bodies Corporate	530	4277274	4270374	8.75	8.75		
(b)	Individuals				0.00	0.00		
1	Individuals -i. Individual shareholders holding nominal share capital up to Rs 1 lakh	25028	9142196	8866653	18.70	18.70		

D. C. Chandra



ii.	Individual shareholders holding nominal share capital in excess of Rs. 1 lakh.	112	3815278	3139228	7.80	7.80		
(c)	Qualified Foreign Investor	0	0	0	0.00	0.00		
(d)	Non Resident Indians	117	148718	147918	0.30	0.30		
(d-i)	Overseas Corporate Bodies & Clearing Members	50	131600	131600	0.27	0.27		
(d-ii)	Trusts	5	3950	3950	0.01	0.01		
	Sub-Total (B)(2)	25842	17519016	16559723	35.84	35.84		
(B)	Total Public Shareholding (B)= (B)(1)+(B)(2)	25860	17968026	17006233	36.76	36.76		
	TOTAL (A)+(B)	25871	48884818	47923025	100.00	100.00		
(C)	Shares held by Custodians and against which Depository Receipts have been issued							
1	Promoter and Promoter Group	0	0	0	0	0.00		
2	Public	0	0	0	0	0.00		
	Sub-Total (C)	0	0	0	0	0		
	GRAND TOTAL (A)+(B)+(C)	25871	48884818	47923025	100.00	100.00	24900767	50.94




Sr.No	Notes
1	
2	
3	
4	
5	
6	
7	
8	
9	

(I)(b) Statement showing holding of securities (including shares, warrants, convertible securities) of persons belonging to the category "Promoter and Promoter Group"

Sr. No.	Name of the shareholder	Details of Shares held		Encumbered shares (*)			Details of warrants		Details of convertible securities		Total shares (including underlying shares assuming full conversion of warrants and convertible securities) as a % of diluted share capital
		Number of shares held	As a % of grand total (A)+(B)+(C)	Pledge Shares	As a percentage	As a % of grand total (A)+(B)+(C) of sub-clause (I)(a)	Number of warrants held	As a % total number of warrants of the same class	Number of convertible securities held	As a % total number of convertible securities of the same class	
(I)	(II)	(III)	(IV)	(V)	(VI)=(V)/(III)*100	(VII)	(VIII)	(IX)	(X)	(XI)	(XII)
1	ELECTRO INVESTMENT PVT. LTD	23102544	47.26	23102544	100.00	47.26	0	0	0	0	47.26
2	MERINO FINANCE PVT. LTD	3077500	6.30	1798223	58.43	3.68	0	0	0	0	6.30
3	E R COMPUTERS PVT. LTD	1509000	3.09	0	0.00	0.00	0	0	0	0	3.09
4	NAMBIAR INTERNATIONAL INVESTMENT CO.PVT. LTD	1432248	2.93	0	0.00	0.00	0	0	0	0	2.93
5	Mr.T P G NAMBIAR	1105750	2.26	0	0.00	0.00	0	0	0	0	2.26
6	NAMFIL FINANCE CO. PVT. LTD.	506250	1.04	0	0.00	0.00	0	0	0	0	1.04
7	Mr.AJIT G NAMBIAR	80000	0.16	0	0.00	0.00	0	0	0	0	0.16
8	Mrs.ANJU CHANDRASEKHAR	74600	0.15	0	0.00	0.00	0	0	0	0	0.15
9	Mrs.THANKAM NAMBIAR	20000	0.04	0	0.00	0.00	0	0	0	0	0.04
10	DYNAMIC ELECTRONICS PVT. LTD.	5900	0.01	0	0.00	0.00	0	0	0	0	0.01
11	Mrs.MEENA NAMBIAR	3000	0.01	0	0.00	0.00	0	0	0	0	0.01
TOTAL		30916792	63.24	24900767	80.54	50.94	0	0	0	0	63.24

(*) The term "encumbrance" has the same meaning as assigned to it in regulation 28(3) of the SAST Regulations, 2011



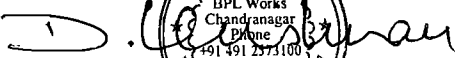
(I)(c)(i) Statement showing holding of securities (including shares, warrants, convertible securities) of persons belonging to the category "Public" and holding more than 1% of the total number of shares

Sr. No.	Name of the shareholder	Number of shares held	Shares as a percentage of total number of shares {i.e., Grand Total (A)+(B)+(C) indicated in Statement at para (I)(a) above}	Details of warrants		Details of convertible securities		Total shares (including underlying shares assuming full conversion of warrants and convertible securities) as a % of diluted share capital
				Number of warrants held	As a % total number of warrants of the same class	Number of convertible securities held	% w.r.t total number of convertible securities of the same class	
1	ASSET RECONSTRUCTION COMPANY (INDIA) LTD.	1334000	2.73	0	0	0	0	2.73
2	ASSET RECONSTRUCTION COMPANY (INDIA) LTD.	1042000	2.13	0	0	0	0	2.13
3								
TOTAL		2376000	4.86	0	0	0	0	4.86



(I)(c)(ii) Statement showing holding of securities (including shares, warrants, convertible securities) of persons (together with PAC) belonging to the category "Public" and holding more than 5% of the total number of shares of the company

Sr. No.	Name(s) of the shareholder(s) and the Persons Acting in Concert (PAC) with them	Number of shares	Shares as a percentage of total number of shares {i.e., Grand Total (A)+(B)+(C) indicated in Statement at para (I)(a) above}	Details of warrants		Details of convertible securities		Total shares (including underlying shares assuming full conversion of warrants and convertible securities) as a % of diluted share capital
				Number of warrants	As a % total number of warrants of the same class	Number of convertible securities held	% w.r.t total number of convertible securities of the same class	
1								
2								
TOTAL		0	0	0	0	0	0	0





(I)(d) Statement showing details of locked-in shares

Sr. No.	Name of the shareholder	Number of locked-in shares	Locked-in shares as a percentage of total number of shares {i.e., Grand Total (A)+(B)+(C) indicated in Statement at para (I)(a) above}
1			0.00
2			0.00
TOTAL		0	0.00



(II)(a) Statement showing details of Depository Receipts (DRs)

Sr. No.	Type of outstanding DR (ADRs, GDRs, SDRs, etc.)	Number of outstanding DRs	Number of shares underlying outstanding DRs	Shares underlying outstanding DRs as a percentage of total number of shares {i.e., Grand Total (A)+(B)+(C) indicated in Statement at para (I)(a) above}
1				0.00
2				0.00
TOTAL		0	0	0.00



[Handwritten signature]