

BEDMUTHA INDUSTRIES LIMITED



MANUFACTURER & EXPORTER OF

★ ALL TYPES OF GALVANISED WIRES & BLACK WIRES

- ★ ACSR CORE WIRES
- ★ CABLE ARMOURING WIRE & STRIPS
- ★ STAY WIRES & EARTH WIRES
- ★ M.S. & H.B. WIRES

- ★ SPRING STEEL WIRES
- ★ ROLLING QUALITY WIRES
- ★ P.C. WIRE & P.C. STRAND WIRES
- ★ ROPE WIRES

- ★ BARBED WIRE
- ★ CHAIN LINK FENCINGS
- ★ WIRE NAILS
- ★ BINDING WIRES



Date : 16/04/2014

To,

Bombay Stock Exchange,
Department Of Corporate Services,
Phiroj Jeejibhoy Towers, Dalal Street,
Mumbai – 400 001.

To,

National Stock Exchange Of India Limited,
Listing Department,
C-1, G-Block, Bandra-Kurla Complex,
Bandra (E), Mumbai – 400 051.

Dear Sir/ Madam,

Kindly find attached herewith the Shareholding Pattern of the Company for the Quarter ended 31st March 2014, as required to be submitted under clause 35 of Listing Agreement.

Thanking you,

For and on behalf of
BEDMUTHA INDUSTRIES LIMITED

Aditi G Bhavsar
Aditi G Bhavsar

Company Secretary & Compliance Officer



Encl:

1. Shareholding Pattern for the quarter ended 31st March, 2014.

Name of the Company : BEDMUTHA INDUSTRIES LIMITED
 Scrip Code, Name of the scrip, class of security : BEDMUTHA, 533270
 As on Date : 31-Mar-2014

(I)(a) Statement showing Shareholding Pattern


Partly paid-up shares	No. of partly paid-up shares	As a % of total no. of partly paid-up Shares	As a % of total no. of shares of the company
Held by promoter/promoter group	0	0	0
Held by public	0	0	0
Total	0	0	0
Outstanding convertible securities	No. of outstanding securities	As a % of total no. of outstanding convertible securities	As a % of total no. of shares of the company, assuming full conversion of the convertible securities
Held by promoter/promoter group	0	0	0
Held by public	0	0	0
Total	0	0	0
Warrants	No. of warrants	As a % of total no. of warrants	As a % of total no. of shares of the company, assuming full conversion of Warrants
Held by promoter/promoter group	0	0	0
Held by public	0	0	0
Total	0	0	0
Total paid-up capital of the company, assuming full conversion of warrants and convertible securities	21031611		



218


(I)(a) Statement showing Shareholding Pattern

Sr. no.	Category of shareholder (II)	Number of shareholders (III)	Total number of shares (IV)	Number of shares held in dematerialized form (V)	Total shareholding as a percentage of total number of shares		Shares Pledged or otherwise encumbered	
					As a percentage of (A+B) ¹ (VI)	As a percentage of (A+B+C) (VII)	Number of shares (VIII)	As a percentage (IX) = (VIII) / (IV) * 100
(A) Promoter and Promoter Group²								
(1) Indian								
(a)	Individuals/Hindu Undivided Family	13	12703398	12703398	60.40	60.40	0	0.00
(b)	Central Government/State Government(s)	0	0	0	0.00	0.00	0	0
(c)	Bodies Corporate	2	1449475	1449475	6.89	6.89	0	0.00
(d)	Financial Institutions/Banks	0	0	0	0.00	0.00	0	0
(e)	Any Other (Total)	0	0	0	0.00	0.00	0	0
	Sub-Total (A)(1)	15	14152873	14152873	67.29	67.29	0	0.00
(2) Foreign								
(a)	Individuals (Non-Resident Individuals/Foreign Individuals)	0	0	0	0.00	0.00	0	0.00
(b)	Bodies Corporate	0	0	0	0.00	0.00	0	0.00
(c)	Institutions	0	0	0	0.00	0.00	0	0.00
(d)	Qualified Foreign Investor	0	0	0	0.00	0.00	0	0.00
(e)	Any Other (Total)	0	0	0	0.00	0.00	0	0.00
	Sub-Total (A)(2)	0	0	0	0.00	0.00	0	0.00
	Total Shareholding of Promoter and	15	14152873	14152873	67.29	67.29	0	0.00



Signature

Promoter Group (A) = (A)(1)+(A)(2)										
(B) Public shareholding³										
(1) Institutions										
(a)	Mutual Funds/UTI	0	0	0	0	0.00	0.00	0.00	N.A.	N.A.
(b)	Financial Institutions/Banks	0	0	0	0	0.00	0.00	0.00	N.A.	N.A.
(c)	Central Government/State Government(s)	0	0	0	0	0.00	0.00	0.00	N.A.	N.A.
(d)	Venture Capital Funds	0	0	0	0	0.00	0.00	0.00	N.A.	N.A.
(e)	Insurance Companies	0	0	0	0	0.00	0.00	0.00	N.A.	N.A.
(f)	Foreign Institutional Investors	0	0	0	0	0.00	0.00	0.00	N.A.	N.A.
(g)	Foreign Venture Capital Investors	0	0	0	0	0.00	0.00	0.00	N.A.	N.A.
(h)	Qualified Foreign Investor	0	0	0	0	0.00	0.00	0.00	N.A.	N.A.
(i)	Any Other (Total)	0	0	0	0	0.00	0.00	0.00	N.A.	N.A.
	Sub-Total (B)(1)	0	0	0	0	0.00	0.00	0.00	N.A.	N.A.
(2) Non-institutions										
(a)	Bodies Corporate	158	2201517	2201517	2201517	10.47	10.47	10.47	N.A.	N.A.
(b)	Individuals - i. Individual Shareholders Holding Nominal Share Capital Up To >Rs. 1 Lakh.	5639	2586197	2577795	2577795	12.30	12.30	12.30	N.A.	N.A.
	Individuals - ii. Individual Shareholders Holding Nominal Share Capital In Excess Of Rs. 1 Lakh	62	1892699	1882032	1882032	9.00	9.00	9.00	N.A.	N.A.
(c)	Qualified Foreign Investor	0	0	0	0	0.00	0.00	0.00	N.A.	N.A.
(d)	Any Other (Total)	97	198325	198325	198325	0.94	0.94	0.94	N.A.	N.A.
(d1)	Clearing Members	59	115277	115277	115277	0.55	0.55	0.55	N.A.	N.A.
(d2)	NRI/ OCBs	38	83048	83048	83048	0.39	0.39	0.39	N.A.	N.A.




9/12

	Sub-Total (B)(2)	5956	6878738	6859669	32.71	32.71	N.A.	N.A.
	Total Public Shareholding (B)= (B)(1)+(B)(2)	5956	6878738	6859669	32.71	32.71	N.A.	N.A.
	TOTAL (A)+(B)	5971	21031611	21012542	100.00	100.00	0	0.00
(C)	Shares held by Custodians and against which Depository Receipts have been issued	0	0	0	N.A.	0.00	N.A.	N.A.
C1	Promoter and Promoter Group	0	0	0	N.A.	0.00	N.A.	N.A.
C2	Public	0	0	0	N.A.	0.00	N.A.	N.A.
	GRAND TOTAL (A)+(B)+(C)	5971	21031611	21012542	N.A.	100.00	0	0.00

¹For determining public shareholding for the purpose of Clause 40A.

²For definitions of "Promoter" and "Promoter Group", refer to Clause 40A.


³For definitions of "Public Shareholding", refer to Clause 40A.



2/12


(I)(b) Statement showing Shareholding of persons belonging to the category "Promoter and Promoter Group"

Sr. No.	Name of the shareholder (II)	PAN of the Shareholder (III)	Total Shares held		Shares pledged or otherwise encumbered			Details of warrants		Details of convertible securities		Total shares (including underlying shares assuming full conversion of warrants and convertible securities) as a % of diluted share capital (XIII)
			Number (IV)	as a % of grand total (A) + (B) + (C) (V)	Number (VI)	as a percentage (VII) = (VI) / (IV)*100	as a % of grand total (A) + (B) + (C) of sub-clause (I)(a) (VIII)	Number of warrants held (XI)	As a % total number of warrants of the same class (X)	Number of convertible securities held (XI)	As a % total number of convertible securities of the same class (XII)	
1	AJAY KACHARDAS VEDMUTHA		3410753	16.22	0	0.00	0.00	0	0.00	0	0.00	0.00
2	ASHA RASIK SHETIYA		177150	0.84	0	0.00	0.00	0	0.00	0	0.00	0.00
3	DEVENDRA DESARDA		15780	0.08	0	0.00	0.00	0	0.00	0	0.00	0.00
4	KACHARDAS RATANCHAND BEDMUTHA		2191841	10.42	0	0.00	0.00	0	0.00	0	0.00	0.00
5	KAMALABAI KACHARDAS BEDMUTHA		826030	3.93	0	0.00	0.00	0	0.00	0	0.00	0.00
6	MADANLAL DESARDA		19000	0.09	0	0.00	0.00	0	0.00	0	0.00	0.00




21/8

7	NAYANSUKH RATANCHAND BEDMUTHA	26130	0.12	0	0.00	0.00	0	0.00	0	0.00	0	0.00	0	0.00	0.00
8	RASIK MOTILAL SHETIYA	128217	0.61	0	0.00	0.00	0	0.00	0	0.00	0	0.00	0	0.00	0.00
9	SUDHIR NAYANSUKH BEDMUTHA	1500	0.01	0	0.00	0.00	0	0.00	0	0.00	0	0.00	0	0.00	0.00
10	USHA VIJAY VEDMUTHA	1250134	5.94	0	0.00	0.00	0	0.00	0	0.00	0	0.00	0	0.00	0.00
11	VIJAY KACHARDAS VEDMUTHA	3377232	16.06	0	0.00	0.00	0	0.00	0	0.00	0	0.00	0	0.00	0.00
12	VIMAL NAYANSUKH BEDMUTHA	7483	0.04	0	0.00	0.00	0	0.00	0	0.00	0	0.00	0	0.00	0.00
13	VINITA AJAY VEDMUTHA	1272148	6.05	0	0.00	0.00	0	0.00	0	0.00	0	0.00	0	0.00	0.00
14	BEDMUTHA SONS REALTY VENTURES PVT. LTD.	1239898	5.90	0	0.00	0.00	0	0.00	0	0.00	0	0.00	0	0.00	0.00
15	K R BEDMUTHA TECHNO ASSOCIATES PVT. LTD.	209577	1.00	0	0.00	0.00	0	0.00	0	0.00	0	0.00	0	0.00	0.00
	TOTAL	14152873	67.29	0	0.00	0.00	0	0.00	0	0.00	0	0.00	0	0.00	0.00



II)(c) Statement showing Shareholding of persons belonging to the category "Public" and holding more than 1% of the total number of shares

Sr. No.	Name of the shareholder	PAN of the Share holder	Number of shares	Shares as a percentage of total number of shares {i.e., Grand Total (A)+(B)+(C) indicated in Statement at para (I)(a) above}	Details of warrants		Details of convertible securities		Total shares (including underlying shares assuming full conversion of warrants and convertible securities) as a % of diluted
					Number of warrants held	As a % total number of warrants of the same class	Number of convertible securities held	% w.r.t total number of convertible securities of the same class	
1	SIDDHARTH AGARWAL		221727	1.05	0	0.00	0	0.00	0
2	ARISTRO CAPITAL MARKETS LTD.		251160	1.19	0	0.00	0	0.00	0
3	ARISTRO FINCORP PVT. LTD.		663637	3.16	0	0.00	0	0.00	0
4	MARGO ENGINEERS PVT. LTD.		238774	1.14	0	0.00	0	0.00	0
	TOTAL		1375298	6.54	0	0.00	0	0.00	0




(I)(c) Statement showing Shareholding of persons belonging to the category "Public" and holding more than 5% of the total number of shares

Sr. No.	Name of the shareholder	PAN of the Shareholder	Number of shares	Shares as a percentage of total number of shares {i.e., Grand Total (A)+(B)+(C) indicated in Statement at para (I)(a) above}	Details of warrants		Details of convertible securities		Total shares (including underlying shares assuming full conversion of warrants and convertible securities) as a % of diluted
					Number of warrants held	As a % total number of warrants of the same class	Number of convertible securities held	% w.r.t total number of convertible securities of the same class	
	TOTAL		0	0.00	0	0.00	0	0.00	0.00

(I)(d) Statement showing details of locked-in shares

Sr. No.	Name of the shareholder	PAN of the Shareholder	Number of locked-in shares	Locked-in shares as a percentage of total number of shares {i.e., Grand Total (A)+(B)+(C) indicated in Statement at para (I)(a) above}
	TOTAL		0	0.00




(II)(a) Statement showing details of Depository Receipts (DRs)

Sr. No.	Type of outstanding DR (ADRs, GDRs, SDRs, etc.)	Number of outstanding DRs	Number of shares underlying outstanding DRs	Shares underlying outstanding DRs as a percentage of total number of shares {i.e., Grand Total (A)+(B)+(C) indicated in Statement at para (I)(a) above}
	TOTAL	0	0	0.00

(II)(b) Statement showing holding of Depository Receipts (DRs), where underlying shares held by 'promoter/promoter group' are in excess of 1% of the total number of shares

Sr. No.	Name of the DR Holder	Type of outstanding DR (ADRs, GDRs, SDRs, etc.)	Number of shares underlying outstanding DRs	Shares underlying outstanding DRs as a percentage of total number of shares {i.e., Grand Total (A)+(B)+(C) indicated in Statement at para (I)(a) above}
		TOTAL	0	0.00




(III) (a) Statement showing the voting pattern of shareholders, if more than one class of shares/securities is issued by the issuer.

Sr. no.	Category of shareholder	Number of Voting Rights held in each class of securities			Total Voting Rights (III+IV+V) (VI)	Total Voting Rights i.e. (VI)	
		Class X (III)	Class Y (IV)	Class Z (V)		As a percentage of (A+B) (VII)	As a percentage of (A+B+C) (VIII)
(I)	(II)						
(A)	Promoter and Promoter Group ²						
(1)	Indian						
(a)	Individuals/Hindu Undivided Family	0	0	0	0	0.00	0.00
(b)	Central Government/State Government(s)	0	0	0	0	0.00	0.00
(c)	Bodies Corporate	0	0	0	0	0.00	0.00
(d)	Financial Institutions/Banks	0	0	0	0	0.00	0.00
(e)	Any Other (Total)	0	0	0	0	0.00	0.00
	Sub-Total (A)(1)	0	0	0	0	0.00	0.00
(2)	Foreign						
(a)	Individuals (Non-Resident Individuals/Foreign Individuals)	0	0	0	0	0.00	0.00
(b)	Bodies Corporate	0	0	0	0	0.00	0.00
(c)	Institutions	0	0	0	0	0.00	0.00
(d)	Qualified Foreign Investor	0	0	0	0	0.00	0.00
(e)	Any Other (Total)	0	0	0	0	0.00	0.00
	Sub-Total (A)(2)	0	0	0	0	0.00	0.00
	Total Shareholding of Promoter and Promoter	0	0	0	0	0.00	0.00



Group (A) = (A)(1)+(A)(2)									
(B) Public shareholding									
(1) Institutions									
(a)	Mutual Funds/UTI	0	0	0	0	0	0	0.00	0.00
(b)	Financial Institutions/Banks	0	0	0	0	0	0	0.00	0.00
(c)	Central Government/State Government(s)	0	0	0	0	0	0	0.00	0.00
(d)	Venture Capital Funds	0	0	0	0	0	0	0.00	0.00
(e)	Insurance Companies	0	0	0	0	0	0	0.00	0.00
(f)	Foreign Institutional Investors	0	0	0	0	0	0	0.00	0.00
(g)	Foreign Venture Capital Investors	0	0	0	0	0	0	0.00	0.00
(h)	Qualified Foreign Investor	0	0	0	0	0	0	0.00	0.00
(h)	Any Other (Total)	0	0	0	0	0	0	0.00	0.00
	Sub-Total (B)(1)	0	0	0	0	0	0	0.00	0.00
(2) Non-institutions									
(a)	Bodies Corporate	0	0	0	0	0	0	0.00	0.00
(b)	Individuals - i. Individual Shareholders Holding Nominal Share Capital Up To >Rs. 1 Lakh.	0	0	0	0	0	0	0.00	0.00
	Individuals - ii. Individual Shareholders Holding Nominal Share Capital In Excess Of Rs. 1 Lakh	0	0	0	0	0	0	0.00	0.00
(c)	Qualified Foreign Investor	0	0	0	0	0	0	0.00	0.00
(d)	Any Other (Total)	0	0	0	0	0	0	0.00	0.00
	Sub-Total (B)(2)	0	0	0	0	0	0	0.00	0.00
	Total Public Shareholding (B) = (B)(1)+(B)(2)	0	0	0	0	0	0	0.00	0.00
	TOTAL (A)+(B)	0	0	0	0	0	0	0.00	0.00



gylb

(C)	Shares held by Custodians and against which Depository Receipts have been issued	0	0	0	0	0	0	0.00	0.00
C1	Promoter and Promoter Group	0	0	0	0	0	0	0	0
C2	Public	0	0	0	0	0	0	0	0
	GRAND TOTAL (A)+(B)+(C)	0	0	0	0	0	0	0.00	0.00

