



Blue Star Limited  
Kasturi Buildings,  
Mohan T Advani Chowk,  
Jamshedji Tata Road,  
Mumbai 400 020, India.  
Tel : +91 22 6665 4000  
Fax : +91 22 6665 4152  
www.bluestarindia.com

**April 9, 2014**

**The Secretary  
Bombay Stock Exchange Ltd.  
Phiroze Jeejeebhoy Towers  
Dalal Street  
MUMBAI 400 023.  
Fax No.: 2272 3121**

Dear Sirs,

**Sub: Clause 35 of the Listing Agreement**

We enclose herewith the Shareholding Pattern as required to be submitted under Clause 35 of the Listing Agreement for the quarter ended March 31, 2014.

Thanking you,



Very truly yours  
**BLUE STAR LIMITED**

**SANGAMESHWAR IYER  
COMPANY SECRETARY**


## (1) (a) Statement showing Shareholding Pattern

Name of the Company: BLUE STAR LIMITED		BSE- 500067 , NSE- BLUESTARCO ; Equity		
Scrip Code, Name of the scrip, class of security:		31 <sup>st</sup> March, 2014		
Quarter ended:		No. of partly paid-up shares	As a % of total no. of partly paid-up shares	As a % of total no. of shares of the company
Partly paid-up shares:-				
Held by Promoter / Promoter Group		0	0.0000	0.0000
Held by public		0	0.0000	0.0000
Total		0	0.0000	0.0000
Outstanding convertible securities:-				
No. of outstanding securities			As a % of total No. of outstanding convertible securities	As a % of total no. of shares of the company, assuming full conversion of the convertible securities
Held by Promoter / Promoter Group		0	0.0000	0.0000
Held by public		0	0.0000	0.0000
Total		0	0.0000	0.0000
Warrants:-				
No. of warrants			As a % of total no. of warrants	As a % of total no. of shares of the company, assuming full conversion of warrants
Held by Promoter / Promoter Group		0	0.0000	0.0000
Held by public		0	0.0000	0.0000
Total		0	0.0000	0.0000
Total paid-up capital of the company assuming full conversion of warrants and				89936705

For BLUE STAR LIMITED


  
SANGAMESHWAR IYER  
Company Secretary


Category Code	Category of shareholder	Number of shareholders	Total number of shares	Number of shares held in dematerialised form	Total shareholding as a percentage of total number of		Shares pledged or otherwise encumbered	
					As a percentage of (A+B) (VI)	As a percentage of (A+B+C) (VII)	Number of shares (VIII)	As a percentage (IX) = (VIII)/(IV)*100
(I)	(II)	(III)	(IV)	(V)	(VI)	(VII)	(VIII)	(IX)
(A)	Promoter and Promoter Group							
1	Indian							
(a)	Individuals/Hindu Undivided Family	16	21468354	21468354	23.8707	23.8707	600000	2.7948
(b)	Central Government/State Government(s)	0	0	0	0.0000	0.0000	0	0.0000
(c)	Bodies Corporate	1	21731	21731	0.0242	0.0242	0	0.0000
(d)	Financial Institutions / Banks	0	0	0	0.0000	0.0000	0	0.0000
(e)	Any Other (Promoters Trust)	4	13635511	13635511	15.1613	15.1613	0	0.0000
	Sub Total (A)(1)	21	35125596	35125596	39.0562	39.0562	600000	1.7082
2	Foreign							
(a)	Individuals (Non-Resident Individuals/ Foreign Individuals)	4	543075	543075	0.6038	0.6038	0	0.0000
(b)	Bodies Corporate	0	0	0	0.0000	0.0000	0	0.0000
(c)	Institutions	0	0	0	0.0000	0.0000	0	0.0000
(d)	Qualified Foreign Investors	0	0	0	0.0000	0.0000	0	0.0000
(e)	Any Other (specify)	0	0	0	0.0000	0.0000	0	0.0000
	Sub Total (A)(2)	4	543075	543075	0.6038	0.6038	0	0.0000
	Total Shareholding of Promoter and Promoter Group (A)=(A)(1)+(A)(2)	25	35668671	35668671	39.6600	39.6600	600000	1.6821
(B)	Public shareholding							
1	Institutions							
(a)	Mutual Funds/ UTI	37	15664031	15662156	17.4168	17.4168	-	-
(b)	Financial Institutions / Banks	13	55601	44921	0.0618	0.0618	-	-
(c)	Central Government/State Government(s)	0	0	0	0.0000	0.0000	-	-
(d)	Venture Capital Funds	0	0	0	0.0000	0.0000	-	-
(e)	Insurance Companies	1	1174005	1174005	1.3054	1.3054	-	-
(f)	Foreign Institutional Investors	11	6068962	6068962	6.7481	6.7481	-	-
(g)	Foreign Venture Capital Investors	0	0	0	0.0000	0.0000	-	-
(h)	Qualified Foreign Investors	0	0	0	0.0000	0.0000	-	-
(i)	Any Other (specify)	0	0	0	0.0000	0.0000	-	-
	Foreign Mutual Fund	3	257931	257931	0.2868	0.2868	-	-
	Sub Total (B) (1)	65	23220530	23207975	25.8189	25.8189	-	-



2	Non-institutions									
(a)	Bodies Corporate	395	2301599		2245804	2.5591	2.5591	-	-	-
(b) (i)	Individuals - shareholders holding nominal share capital up to Rs 1 Lakh	21272	18568051		15528485	20.6458	20.6458	-	-	-
(ii)	Individual shareholders holding nominal share capital in excess of Rs. 1 Lakh	51	9093538		8887393	10.1111	10.1111	-	-	-

Category code	Category of shareholder	Number of shareholders	Total number of shares	Number of shares held in dematerialised form	Total shareholding as a percentage of total number of		Shares pledged or otherwise encumbered	
					As a percentage of (A+B) (VI)	As a percentage of (A+B+C) (VII)	Number of shares (VIII)	As a percentage (IX) = (VIII)/(IV)*100
(I)	(II)	(III)	(IV)	(V)	(VI)	(VII)	(VIII)	(IX)
(c)	Qualified Foreign Investors	0	0	0	0.0000	0.0000	-	-
(d)	Any Other							
i	Non Resident Indians (Repat)	323	293614	293614	0.3281	0.3281	-	-
ii	Non Resident Indians (Non Repat)	135	598895	598895	0.6659	0.6659	-	-
iii	Foreign Companies	2	375	0	0.0004	0.0004	-	-
iv	Clearing Member	214	184749	184749	0.2054	0.2054	-	-
v	Market Maker	6	3283	3283	0.0037	0.0037	-	-
vi	Trusts	2	1300	1300	0.0014	0.0014	-	-
	Sub Total (B)(2)	22400	31046904	27743523	34.5211	34.5211	-	-
	Total Public Shareholding Public Group	22465	54267434	FALSE	60.3400	60.3400	N/A	NA
(C)	Shares held by custodians and against which Depository Receipts have been issued	22490	89936105	35668671	100.0000	100.0000	600000	0.6671
i	Promoter and Promoter group	0	0	0	0.0000	0.0000	0	0.0000
ii	Public	0	0	0	0.0000	0.0000	0	0.0000
	Sub Total ( C )	0	0	0	0	0	0	0
	GRAND TOTAL (A)+(B)+(C)	22490	89936105	35668671	100.0000	100.0000	600000	0.6671




For BLUE STAR LIMITED

*Sangameshwar Iyer*

SANGAMESHWAR IYER  
Company Secretary

Statement showing holding of securities (including shares, warrants, convertible securities) of persons belonging to the category "Promoter and Promoter Group"

(I)(b) Sr. No.	(II) Name of the shareholder	Details of Shares held		Encumbered shares		Details of warrants		Details of convertible securities		shares (including underlying shares assuming full conversion of warrants and convertible securities)	
		Number of shares held	As a % of grand total (A)+(B)+(C)	No.	As a percentage (VI)=(V)/(II)*100	As a % of grand total (A)+(B)+(C) of sub-clause (I)(a)	Number of warrants held	As a % total number of warrants of the same class	Number of convertible securities held		As a % total number of convertible securities of the same class
(I)	(II)	(III)	(IV)	(V)	(VI)=(V)/(II)*100	(VII)	(VIII)	(IX)	(X)	(XI)	(XII)
1	IL & FS TRUST COMPANY LTD	7458354	8.29	0	0.00	0.00	0	0	0	0	8.29
2	IL & FS TRUST COMPANY LTD	3554722	3.95	0	0.00	0.00	0	0	0	0	3.95
3	JT ADVANI FINANCE PVT LTD	21731	0.02	0	0.00	0.00	0	0	0	0	0.02
4	ASHOK MOHAN ADVANI (AADPA1225A)	10492281	11.67	0	0.00	0.00	0	0	0	0	11.67
5	SUNEEL MOHAN ADVANI (AADPA1227C)	5325948	5.92	0	0.00	0.00	0	0	0	0	5.92
6	VIR S ADVANI (AADPA1226D)	50000	0.06	0	0.00	0.00	0	0	0	0	0.06
7	NARGIS SUNEEL ADVANI (AADPA5655Q)	2720695	3.03	0	0.00	0.00	0	0	0	0	3.03
8	SUNEETA NANIK ADVANI (AAPV9698M)	2141770	2.38	600000	28.01	0.67	0	0	0	0	2.38
9	ROHINA LULLA (AADPA5658D)	1116885	1.24	0	0.00	0.00	0	0	0	0	1.24
10	ANISSA KHANNA (AABPA2322G)	1076630	1.20	0	0.00	0.00	0	0	0	0	1.20
11	NANIK RAMCHAND VASWANI (AAPV9697E)	945095	1.05	0	0.00	0.00	0	0	0	0	1.05
12	ARMAAN SANDEEP MURTHY (BPPM3500E)	50000	0.06	0	0.00	0.00	0	0	0	0	0.06




13	UDAY VIR ADVANI (AYTFA3750E)	50000	0.06	0	0.00	0.00	0	0	0	0	0	0.06
14	SUNAINA S ADVANI (AABPA2321F)	50000	0.06	0	0.00	0.00	0	0	0	0	0	0.06
15	SUMER SANDEEP MURHTY (BDFPM3499C)	50000	0.06	0	0.00	0.00	0	0	0	0	0	0.06
16	ANITA ADVANI (AGKPR6740G)	30000	0.03	0	0.00	0.00	0	0	0	0	0	0.03
17	DEV KHANNA (CGVPK1143H)	18750	0.02	0	0.00	0.00	0	0	0	0	0	0.02
18	RANA RAJIV LULLA (AJAPL5213E)	18750	0.02	0	0.00	0.00	0	0	0	0	0	0.02
19	IMAN RAJIV LULLA (AJAPL5214D)	18750	0.02	0	0.00	0.00	0	0	0	0	0	0.02
20	SUNEEL MOHAN ADVANI (AAGHS5776K)	478310	0.53	0	0.00	0.00	0	0	0	0	0	0.53
	<b>TOTAL</b>	<b>35668671</b>	<b>39.66</b>	<b>600000</b>	<b>28.0142</b>	<b>0.6671</b>	<b>0</b>	<b>0</b>	<b>0</b>	<b>0</b>	<b>0</b>	<b>39.66</b>



For BLUE STAR LIMITED

*Sangameshwar Iyer*

SANGAMESHWAR IYER  
Company Secretary




(I)(c)(i) Statement showing holding of securities (including shares, warrants, convertible securities) of persons belonging to the category "Public" and holding more than 1% of the total number of shares

Sr. No.	Name of the shareholder	Number of shares held	Shares as a percentage of total number of shares i.e., Grand Total (A)+(B)+(C) indicated in Statement at para (I)(a) above)	Details of warrants		Details of convertible securities		Total shares (including underlying shares assuming full conversion of warrants and convertible securities) as a % of diluted share capital
				Number of warrants held	As a % total number of warrants of the same class	Number of convertible securities held	% w.r.t total convertible securities of the same class	
1	HDFC TRUSTEE COMPANY LIMITED - HDFC HDFC MID COPOPPORTUNITIES FUND (AAATH1809A)	5020457	5.58	0.00	0.00	0.00	0.00	5.58
2	SBI CONTRA FUND (AAS7S6407C)	3730733	4.15	0.00	0.00	0.00	0.00	4.15
3	ICICI PRUDENTIAL DISCOVERY FUND (AAAA0038F)	4868769	5.41	0.00	0.00	0.00	0.00	5.41
4	THE ORIENTAL INSURANCE COMPANY LIMITED	1174005	1.31	0.00	0.00	0.00	0.00	1.31
5	SAIF ADVISOR MAURITIUS LIMITED A/C SAIF INDIA IV FH HOLDINGS LTD	4731983	5.26	0.00	0.00	0.00	0.00	5.26
6	UTI-TOP 100 FUND (AAATU088U)	943442	1.05	0.00	0.00	0.00	0.00	1.05
	TOTAL	20469389	22.76	0.00	0.00	0.00	0.00	22.76

(I)(c)(ii) Statement showing holding of securities (including shares, warrants, convertible securities) of persons (together with PAC) belonging to the category "Public" and holding more than 5% of the total number of shares of the company


Sr. No.	Name(s) of the shareholder(s) and the Persons Acting in Concert (PAC) with them	Number of shares	Shares as a percentage of total number of shares i.e., Grand Total (A)+(B)+(C) indicated in Statement at para (I)(a) above)	Details of warrants		Details of convertible securities		Total shares (including underlying shares assuming full conversion of warrants and convertible securities) as a % of diluted share capital
				Number of warrants	As a % total number of warrants of the same class	Number of convertible securities held	% w.r.t total convertible securities of the same class	
1	HDFC TRUSTEE COMPANY LIMITED - HDFC HDFC MID COPOPPORTUNITIES FUND	5020457	5.58	0.00	0.00	0.00	0.00	5.58
2	ICICI PRUDENTIAL DISCOVERY FUND (AAAA0038F)	4868769	5.41	0.00	0.00	0.00	0.00	5.41
3	SAIF ADVISOR MAURITIUS LIMITED A/C SAIF INDIA IV FH HOLDINGS LTD	4731983	5.26	0.00	0.00	0.00	0.00	5.26
	TOTAL	14621209	16.26	0.00	0.00	0.00	0.00	16.26

(I)(d)	<u>Statement showing details of locked-in shares</u>			
Sr. No.	Name of the shareholder	Number of Locked in Shares	Locked-in shares as a percentage of total number of shares {i.e., Grand Total (A)+(B)+(C) indicated in Statement at para (I)(a) above}	Category
1	NIL	NIL	NIL	
<b>TOTAL</b>		<b>NIL</b>	<b>NIL</b>	





(II)(a) Statement showing details of Depository Receipts (DRs)				
Sr. No.	Type of outstanding DR (ADRs, GDRs, SDRs, etc.)	Number of outstanding DRs	Number of shares underlying outstanding DRs	Shares underlying outstanding DRs as a percentage of total number of shares [i.e., Grand Total (A)+(B)+(C) indicated in Statement at para (I)(a) above]
1	NIL	NIL	NIL	NIL
TOTAL		NIL	NIL	NIL



Statement showing holding of Depository Receipts (DRs), where underlying shares held by "Promoter/ Promoter Group" are in excess of 1% of the total number of shares

(II) (b)

Sl. No.	Name of the DR Holder	Type of outstanding DR (ADRs, GDRs, SDRs, etc.)	Number of shares underlying outstanding DRs	Shares underlying outstanding DRs as a percentage of total number of shares [i.e., Grand Total (A)+(B)+(C) indicated in Statement at para (I)(a) above]
1	NIL	NIL	NIL	NIL
	<b>TOTAL</b>	NIL	NIL	NIL

