

Introductory sub-table (I)(a)

Name of the Company: CHOWGULE STEAMSHIPS LIMITED			
Scrip Code, Name of the scrip, class of security: 501833, CHOWGSTE, Equity			
Quarter ended: 31.03.2014			
Partly paid-up shares:-			
	No. of partly paid-up shares	As a % of total no. of partly paid-up shares	As a % of total no. of shares of the company
Held by promoter/promoter group	0	0	0
Held by public	0	0	0
Total - D	0	0	0
Outstanding convertible securities:			
	No. of outstanding securities	As a % of total no. of outstanding convertible securities	As a % of total no. of shares of the company, assuming full conversion of the convertible securities
Held by promoter/promoter group	0	0	0
Held by public	0	0	0
Total - E	0	0	0
Warrants:-			
	No. of warrants	As a % of total no. of warrants	As a % of total no. of shares of the company, assuming full conversion of warrants
Held by promoter/promoter group	0	0	0
Held by public	0	0	0
Total - F	0	0	0
Total paid-up capital of the company, assuming full conversion of warrants and convertible securities			36308425

Shahn Bakh

Sun. 2008

Statement Showing Shareholding Pattern								
Category code	Category of Shareholder	Number of Shareholders	Table (I)(a)				Shares Pledged or otherwise encumbered	
			Total number of shares	Number of shares held in demat	Total shareholding as a percentage of total number of shares		Number of shares	As a percentage
			(IV)	(V)	As a percentage of (A+B)	As a percentage of (A+B+C)		
(I)	(II)	(III)	(IV)	(V)	(VI)	(VII)	(VIII)	-(VIII)/(IV)*
(A)	Shareholding of Promoter:							
1	Indian							
(a)	Individuals/ Hindu Undivided Family	29	3758147	1996258	10.35	10.35	0	0.00
(b)	Central Government/ State Government(s)	0	0	0	0.00	0.00	0	0.00
(c)	Bodies Corporate	4	17265682	17237932	47.55	47.55	0	0.00
(d)	Financial Institutions/ Banks	0	0	0	0.00	0.00	0	0.00
(e)	Any Others (Specify)	0	0	0	0.00	0.00	0	0.00
(e-i)								
(e-ii)								
	Sub Total(A)(1)	33	21023829	19234190	57.90	57.90	0	0.00
2	Foreign							
a	Individuals (Non-Residents)							
	Individuals/ Foreign Individuals	9	1511884	0	4.16	4.16	0	0.00
b	Bodies Corporate	1	2260843	2260843	6.23	6.23	0	0.00
c	Institutions	0	0	0	0.00	0.00	0	0.00
d	Any Others (Specify)	0	0	0	0.00	0.00	0	0.00
d-i								
d-ii								
	Sub Total(A)(2)	10	3772727	2260843	10.39	10.39	0	0.00
	Total Shareholding of	43	24796556	21495033	68.29	68.29	0	0.00
(B)	Public shareholding							
1	Institutions							
(a)	Mutual Funds/ UTI	5	10423		0.03	0.03	0	0.00
(b)	Financial Institutions/ Banks	24	6540	124	0.02	0.02	0	0.00
(c)	Central Government/ State Government(s)	0	0	0	0.00	0.00	0	0.00
(d)	Venture Capital Funds	0	0	0	0.00	0.00	0	0.00

Suh. Jee

(e)	Insurance Companies	6	2950	0	0.01	0.01	0	0.00
(f)	Foreign Institutional Investors	0	0	0	0.00	0.00	0	0.00
(g)	Foreign Venture Capital Investors	0	0	0	0.00	0.00	0	0.00
(h)	Any Other (specify)	0	0	0	0.00	0.00	0	0.00
(h-i)								
(h-ii)								
	Sub-Total (B)(1)	35	19913	124	0.05	0.05	0	0
	B 2 Non-institutions							
(a)	Bodies Corporate	310	699984	673724	1.93	1.93	0	0.00
(b)	Individuals				0.00	0.00	0	0.00
	Individuals -i. Individual shareholders holding nominal share capital up to Rs. 1 lakh	24036	6148746	4761303	16.93	16.93	0	0.00
	ii. Individual shareholders holding nominal share capital in excess of Rs. 1 lakh.	97	4272236	4184488	11.77	11.77	0	0.00
(c)	Any Other (specify)				0.00	0.00	0	0.00
(c-i)	Clearing Members	25	17990	17990	0.05	0.05	0	0.00
(c-ii)	Trust	6	65833	65833	0.18	0.18	0	0.00
(c-iii)	Non Resident Indians (Repatriable)	57	253663	253663	0.70	0.70	0	0.00
(c-iv)	Non Resident Indians (Non Repatriable)	51	31654	28810	0.09	0.09	0	0.00
(c-v)	Overseas Bodies Corporates	3	1850	0	0.01	0.01	0	0.00
	Sub-Total (B)(2)	24585	11491956	9985811	31.65	31.65	0	0
	Total Public Shareholding (B) = (B)(1)+(B)(2)	24620	11511869	9985935	31.71	31.71	0	0
	TOTAL (A)+(B)	24663	36308425	31480968	100.00	100.00	0	0
	(C) Shares held by Custodians and against which Depository Receipts have been issued							
1	Promoter and Promoter Group	0	0	0	0	0	0	0.00
2	Public	0	0	0	0	0	0	0.00
	Sub-Total (C)	0	0	0	0	0	0	0
	GRAND TOTAL (A)+(B)+(C)	24663	36308425	31480968	100.00	100.00	0	0

(1)(b) Statement showing holding of securities (including shares, warrants, convertible securities) of persons belonging to the category "Promoter and Promoter Group"

Sr. No.	Name of the shareholder	Details of Shares held		Encumbered shares (*)			Details of warrants		Details of convertible securities		Total shares (including underlying shares assuming full conversion of warrants and convertible securities) as a % of diluted
		Number of shares held	As a % of grand total (A)+(B)+(C)	No.	As a percentage	As a % of grand total (A)+(B)+(C) of sub-clause (1)(a)	Number of warrants held	As a % total number of warrants of the same class	Number of convertible securities held	As a % total number of convertible securities of the same class	
(1)	(2)	(3)	(4)	(5)	$(5B)-(5A)/(3)*100$	(6A)	(6B)	(7)	(8)	(9)	(10)
1	CHOWGULE AND COMPANY PRIVATE LIMITED.	16817554	46.3186	0	0.00	0.00	0	0.00	0	0.00	46.3186
2	DOLPHIN INVESTMENT LIMITED	305041	0.8401	0	0.00	0.00	0	0.00	0	0.00	0.8401
3	CHOWGULE AND COMPANY PRIVATE LIMITED	115337	0.3177	0	0.00	0.00	0	0.00	0	0.00	0.3177
4	CHOWGULE REAL ESTATE & CONSTRUCTION LTD	27750	0.0764	0	0.00	0.00	0	0.00	0	0.00	0.0764
5	VIJAY VISHWASRAO CHOWGULE	819343	2.2566	0	0.00	0.00	0	0.00	0	0.00	2.2566
6	VIJAY VISHWASRAO CHOWGULE	335112	0.9230	0	0.00	0.00	0	0.00	0	0.00	0.9230
7	ASHOK VISHWAS RAO CHOWGULE	293761	0.8091	0	0.00	0.00	0	0.00	0	0.00	0.8091
8	QUAL INVESTMENTS LTD.	2260849	6.2268	0	0.00	0.00	0	0.00	0	0.00	6.2268
9	ARTI PRATAP SHIRKE DORIGO	303125	0.8349	0	0.00	0.00	0	0.00	0	0.00	0.8349
10	ANITA PRATAP SHIRKE YURAVLIKER	303125	0.8349	0	0.00	0.00	0	0.00	0	0.00	0.8349
11	ANJALI PRATAP SHIRKE	303125	0.8349	0	0.00	0.00	0	0.00	0	0.00	0.8349
12	PRATAP BABURAO SHIRKE	287500	0.7918	0	0.00	0.00	0	0.00	0	0.00	0.7918
13	SARITA PRATAP SHIRKE	118285	0.3258	0	0.00	0.00	0	0.00	0	0.00	0.3258
14	PRATAP BABURAO SHIRKE	86850	0.2392	0	0.00	0.00	0	0.00	0	0.00	0.2392
15	SARITA PRATAP SHIRKE	71374	0.1966	0	0.00	0.00	0	0.00	0	0.00	0.1966
16	ARTI PRATAP SHIRKE DORIGO	19250	0.0530	0	0.00	0.00	0	0.00	0	0.00	0.0530
17	ANITA PRATAP SHIRKE YURAVLIKER	19250	0.0530	0	0.00	0.00	0	0.00	0	0.00	0.0530
18	LAXMANRAO DATTAJI CHOWGULE	271250	0.7471	0	0.00	0.00	0	0.00	0	0.00	0.7471
19	UMAJI VISHWASRAO CHOWGULE	257971	0.7105	0	0.00	0.00	0	0.00	0	0.00	0.7105
20	ROHINI VISHWASRAO CHOWGULE	252159	0.6945	0	0.00	0.00	0	0.00	0	0.00	0.6945
21	JAGDEEP YESHWANTRAO CHOWGULE	195125	0.5374	0	0.00	0.00	0	0.00	0	0.00	0.5374
22	INDIRABAI LAXMANRAO CHOWGULE	173250	0.4772	0	0.00	0.00	0	0.00	0	0.00	0.4772
23	VISHWASRAO DATTAJI CHOWGULE	119000	0.3277	0	0.00	0.00	0	0.00	0	0.00	0.3277
24	VIDHYA MILIND VERNEKAR	117000	0.3222	0	0.00	0.00	0	0.00	0	0.00	0.3222
25	PADMA CHOWGULE	116285	0.3203	0	0.00	0.00	0	0.00	0	0.00	0.3203
26	SHEELA YESHWANTRAO CHOWGULE	115000	0.3167	0	0.00	0.00	0	0.00	0	0.00	0.3167
27	PADMA VISHWASRAO CHOWGULE	112135	0.3088	0	0.00	0.00	0	0.00	0	0.00	0.3088
28	SURESH LAXMANRAO CHOWGULE	89250	0.2458	0	0.00	0.00	0	0.00	0	0.00	0.2458
29	JAYWANT YESHWANTRAO CHOWGULE	64750	0.1783	0	0.00	0.00	0	0.00	0	0.00	0.1783
30	DILIP LAXMANRAO CHOWGULE	61067	0.1682	0	0.00	0.00	0	0.00	0	0.00	0.1682
31	YESHWANTRAO D CHOWGULE	60000	0.1653	0	0.00	0.00	0	0.00	0	0.00	0.1653
32	YESHWANTRAO D CHOWGULE	60000	0.1653	0	0.00	0.00	0	0.00	0	0.00	0.1653
33	CHOWGULE SURESH LAXMANRAO	55125	0.1518	0	0.00	0.00	0	0.00	0	0.00	0.1518
34	YESHWANTRAO DATTAJI CHOWGULE	46200	0.1272	0	0.00	0.00	0	0.00	0	0.00	0.1272
35	LAXMANRAO DATTAJI CHOWGULE	34895	0.0961	0	0.00	0.00	0	0.00	0	0.00	0.0961
36	RAMESH LAXMANRAO CHOWGULE	31500	0.0868	0	0.00	0.00	0	0.00	0	0.00	0.0868
37	SANTOSH LAXMANRAO CHOWGULE	26172	0.0721	0	0.00	0.00	0	0.00	0	0.00	0.0721
38	ASHOK VISHWASRAO CHOWGULE	24675	0.0680	0	0.00	0.00	0	0.00	0	0.00	0.0680
39	YESHWANTRAO D CHOWGULE	15750	0.0434	0	0.00	0.00	0	0.00	0	0.00	0.0434
40	CHOWGULE SATISH LAXMANRAO	8567	0.0236	0	0.00	0.00	0	0.00	0	0.00	0.0236
41	DAULATRAO Y CHOWGULE	1400	0.0039	0	0.00	0.00	0	0.00	0	0.00	0.0039
42	EWART LAZARUS	1313	0.0036	0	0.00	0.00	0	0.00	0	0.00	0.0036
43	NISHIKANT SHIVAJIRAO CHOWGULE	92	0.0003	0	0.00	0.00	0	0.00	0	0.00	0.0003
	TOTAL	24796556	68.2942	0	0.00	0.00	0	0.00	0	0.00	68.2942

(*) The term "encumbrance" has the same meaning as assigned to it in regulation 28(3) of the SAST Regulations, 2011

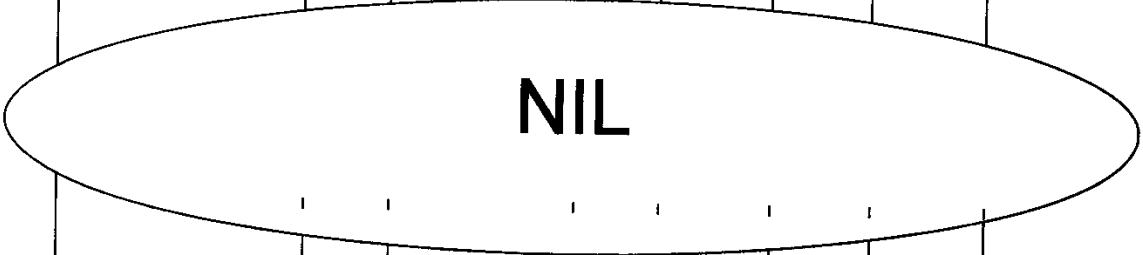
Sukh Sukh

(I)(c)(i) Statement showing holding of securities (including shares, warrants, convertible securities) of persons belonging to the category "Public" and holding more than 1% of the total number of shares

Sr. No.	Name of the shareholder	Number of shares held	Shares as a percentage of total number of shares {i.e., Grand Total (A)+(B)+(C) indicated in Statement at para (I)(a) above}	Details of warrants		Details of convertible securities		Total shares (including underlying shares assuming full conversion of warrants and convertible securities) as a % of diluted share capital
				Number of warrants held	As a % total number of warrants of the same class	Number of convertible securities held	% w.r.t total number of convertible securities of the same class	
I	CHITRA P MAHATME	1280945	3.53	0	0	0	0	3.53

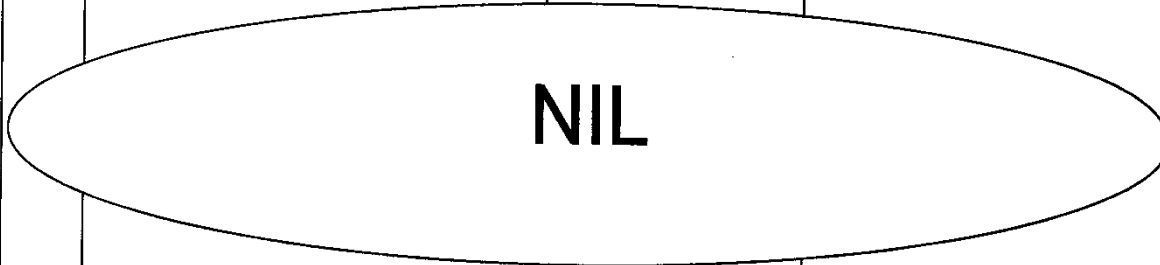
John Josh

(1)(c)(ii) Statement showing holding of securities (including shares, warrants, convertible securities) of persons (together with PAC) belonging to the category "Public" and holding more than 5% of the total number of shares of the company

Sr. No.	Name(s) of the shareholder(s) and the Persons Acting in Concert (PAC) with them	Number of shares	Shares as a percentage of total number of shares {i.e., Grand Total (A)+(B)+(C) indicated in Statement at para (1)(a) above}	Details of warrants		Details of convertible securities		Total shares (including underlying shares assuming full conversion of warrants and convertible securities) as a % of diluted share capital
				Number of warrants	As a % total number of warrants of the same class	Number of convertible securities held	% w.r.t total number of convertible securities of the same class	
 <p>NIL</p>								

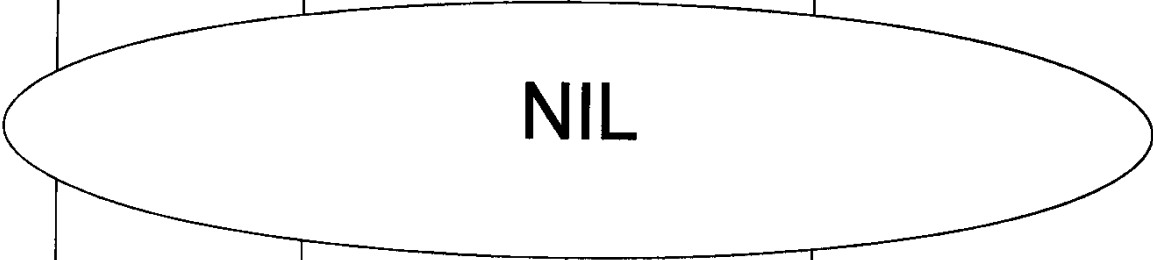
Sethi J.S.

(I)(d) Statement showing details of locked-in shares

Sr. No.	Name of the shareholder	Number of locked-in shares	Locked-in shares as a percentage of total number of shares (i.e., Grand Total (A)+(B)+(C) indicated in Statement at para (I)(a) above)
 NIL			

Suhm Joshi

(II)(a) Statement showing details of Depository Receipts (DRs)

Sr. No.	Type of outstanding DR (ADRs, GDRs, SDRs, etc.)	Number of outstanding DRs	Number of shares underlying outstanding DRs	Shares underlying outstanding DRs as a percentage of total number of shares {i.e., Grand Total (A)+(B)+(C) indicated in Statement at para (I)(a) above}
 NIL				

Lutan Isib