

21st April 2014

**THE EXECUTIVE DIRECTOR,
THE BOMBAY STOCK EXCHANGE LIMITED**
Phiroze Jeejeebhoy Tower,
Dalal Street,
Mumbai.

Dear Sir,

Sub: Submission of Shareholding Pattern for the quarter ended 31-03-2014 – Reg.

We are herewith enclosed shareholding pattern for the quarter ended 31-03-2014.

This is for your information and records


Thanking you

Yours truly

For **CIGNITI TECHNOLOGIES LIMITED**



**(C.V. SUBRAMANYAM)
MANAGING DIRECTOR**



Introductory sub-table (I)(a)

Name of the Company: CIGNITI TECHNOLOGIES LTD (FORMERLY CHAKKILAM INFOTECH LTD)

Scrip Code, Name of the scrip, class of security: 534758, CIGNITI,EQUITY

Quarter ended: 31.03.2014

Partly paid-up shares:-	No. of partly paid-up shares	As a % of total no. of partly paid-up shares	As a % of total no. of shares of the company
Held by promoter/promoter group	0	0	0
Held by public	0	0	0
Total	0	0	0

Outstanding convertible securities:- No. of outstanding securities	As a % of total no. of outstanding convertible securities	As a % of total no. of shares of the company, assuming full conversion of the convertible securities
Held by promoter/promoter group	0	0
Held by public	0	0
Total	0	0

Warrants:-	No. of warrants	As a % of total no. of warrants	As a % of total no. of shares of the company, assuming full conversion of warrants
Held by promoter/promoter group	0	0	0
Held by public	0	0	0
Total	0	0	0

Total paid-up capital or the company, assuming full conversion of warrants and convertible securities	20815000	0	100
---	----------	---	-----

For Cigniti Technologies Limited



Managing Director

Statement Showing Shareholding Pattern

Category code	Category of Shareholder	Number of Shareholders	Table (I)(a)		Total shareholding as a percentage of total number of shares		Shares Pledged or otherwise encumbered	
			Total number of shares	Number of shares held in dematerialized form	As a percentage of (A+B) ¹	As a percentage of (A+B+C)	Number of shares	As a percentage
(I)	(II)	(III)	(IV)	(V)	(VI)	(VII)	(VIII)	(IX)
(A)	Shareholding of Promoter and							
1	Indian							
(a)	Individuals/ Hindu Undivided Family	3	5904039	5497942	28.36	28.36	0	0.00
(b)	Central Government/ State Government(s)							
		0	0	0	0.00	0.00	0	0.00
(c)	Bodies Corporate	0	0	0	0.00	0.00	0	0.00
(d)	Financial Institutions/ Banks	0	0	0	0.00	0.00	0	0.00
(e)	Any Others(Specify)							
(e-i)	Mutual Funds	0	0	0	0.00	0.00	0	0.00
(e-ii)	Trusts	0	0	0	0.00	0.00	0	0.00
	Sub Total(A)(1)	3	5904039	5497942	28.36	28.36	0	0.00
2	Foreign							
a	Individuals (Non-Residents Individuals/ Foreign Individuals)	3	6045557	5798000	29.04	29.04	0	0.00
b	Bodies Corporate	0	0	0	0.00	0.00	0	0.00
c	Institutions	0	0	0	0.00	0.00	0	0.00
d	Qualified Foreign Investor	0	0	0	0.00	0.00	0	0.00
e	Any Others(Specify)							
e-i	Overseas Corporate Bodies	0	0	0	0.00	0.00	0	0.00
	Sub Total(A)(2)	3	6045557	5798000	29.04	29.04	0	0.00
	Total Shareholding of Promoter and	6	11949596	11295942	57.41	57.41	0	0.00
(B)	Public shareholding							
1	Institutions							
(a)	Mutual Funds/ UTI	0	0	0	0.00	0.00	0	0.00
(b)	Financial Institutions / Banks	0	0	0	0.00	0.00	0	0.00
(c)	Central Government/ State Government(s)							
		0	0	0	0.00	0.00	0	0.00
(d)	Venture Capital Funds	0	0	0	0.00	0.00	0	0.00
(e)	Insurance Companies	0	0	0	0.00	0.00	0	0.00
(f)	Foreign Institutional Investors	0	0	0	0.00	0.00	0	0.00
(g)	Foreign Venture Capital Investors	0	0	0	0.00	0.00	0	0.00
(h)	Qualified Foreign Investor	0	0	0	0.00	0.00	0	0.00
(i)	Any Other (specify)							
(i-ii)	Foreign Companies	0	0	0	0.00	0.00	0	0.00
(i-ii)		0	0	0	0.00	0.00	0	0.00
	Sub-Total (B)(1)	0	0	0	0.00	0.00	0	0.00
B 2	Non-institutions							
(a)	Bodies Corporate	67	636435	536435	3.06	3.06	0	0.00
(b)	Individuals							
I	Individuals -i. Individual shareholders holding nominal share capital up to Rs 1	1721	1879080	1570020	9.03	9.03	0	0.00
II	ii. Individual shareholders holding nominal share capital in excess of Rs. 1 lakh.	143	6213809	4445784	29.85	29.85	0	0.00
(c)	Qualified Foreign Investor	0	0	0	0.00	0.00	0	0.00
(d)	Any Other (specify)							
(d-i)	Non Resident Individuals	11	59769	59769	0.29	0.29	0	0.00
(d-ii)	Clearing Members	53	76311	76311	0.37	0.37	0	0.00
(d-iii)	Trusts	0	0	0	0.00	0.00	0	0.00
	Sub-Total (B)(2)	1995	8865404	6688319	42.59	42.59	0	0.00
(B)	Total Public Shareholding (B)= (B)(1)+(B)(2)	1995	8865404	6688319	42.59	42.59	0	0.00
	TOTAL (A)+(B)	2001	20815000	17984261	100.00	100.00	0	0.00
(C)	Shares held by Custodians and against which Depository Receipts have been issued							
1	Promoter and Promoter Group	0	0	0	0	0.00	0	0.00
2	Public	0	0	0	0	0.00	0	0
	Sub-Total (C)	0	0	0	0	0	0	0
	GRAND TOTAL (A)+(B)+(C)	2001	20815000	17984261	100.00	100.00	0	0.00

Sr.No	Notes
1	
2	
3	
4	
5	
6	
7	
8	
9	

For Cigniti Technologies Limited


Managing Director

(I)(b) Statement showing holding of securities (including shares, warrants, convertible securities) of persons belonging to the category "Promoter and Promoter Group"

Sr. No.	Name of the shareholder	Details of Shares held		Encumbered shares (*)			Details of warrants		Details of convertible securities		Total shares (including underlying shares assuming full conversion of warrants and convertible securities) as a % of diluted share capital
		Number of shares held	As a % of grand total (A)+(B)+(C)	No.	As a percentage	As a % of grand total (A)+(B)+(C) of sub-clause (I)(a)	Number of warrants held	As a % total number of warrants of the same class	Number of convertible securities held	As a % total number of convertible securities of the same class	
(i)	(ii)	(iii)	(iv)	(v)	(vi)=(v)/(iii)*100	(vii)	(viii)	(ix)	(x)	(xi)	(xii)
1	P. SAPNA	3769000	18.11		0.00	0.00	0	0	0	0	18.11
2	C V SUBRAMANYAM	2576736	12.38		0.00	0.00	0	0	0	0	12.38
3	C. SRIKANTH	2500000	12.01		0.00	0.00	0	0	0	0	12.01
4	K. KUMAR BAPUJI	2029000	9.75		0.00	0.00	0	0	0	0	9.75
5	C RAJESHWARI	827303	3.97		0.00	0.00	0	0	0	0	3.97
6	P. SUDHAKAR	247557	1.19		0.00	0.00	0	0	0	0	1.19
	TOTAL	11949596	57.41	0	0.00	0.00	0	0	0	0	57.41

(*) The term "encumbrance" has the same meaning as assigned to it in regulation 28(3) of the SAST Regulations, 2011

For Cigniti Technologies Limited



Managing Director

(I)(c)(i) Statement showing holding of securities (including shares, warrants, convertible securities) of persons belonging to the category "Public" and holding more than 1% of the total number of shares

Sr. No.	Name of the shareholder	Number of shares held	Shares as a percentage of total number of shares {i.e., Grand Total (A)+(B)+(C) indicated in Statement at para (I)(a) above}	Details of warrants		Details of convertible securities		Total shares (including underlying shares assuming full conversion of warrants and convertible securities) as a % of diluted share capital
				Number of warrants held	As a % total number of warrants of the same class	Number of convertible securities held	% w.r.t total number of convertible securities of the same class	
1	P VENKAT RAO	754600	3.63	0	0	0	0	3.63
2	M RAMA MANOHARA REDDY	346937	1.67	0	0	0	0	1.67
3	ALLADI KING MAHENDRA	346937	1.67	0	0	0	0	1.67
4	S.LAKSHMI	212200	1.02	0	0	0	0	1.02
5	S L N PRASAD	208800	1.00	0	0	0	0	1.00
TOTAL		1869474	8.98	0	0	0	0	8.98


For Cigniti Technologies Limited


Managing Director

(I)(c)(ii) Statement showing holding of securities (including shares, warrants, convertible securities) of persons (together with PAC) belonging to the category "Public" and holding more than 5% of the total number of shares of the company

Sr. No.	Name(s) of the shareholder(s) and the Persons Acting in Concert (PAC) with them	Number of shares	Shares as a percentage of total number of shares {i.e., Grand Total (A)+(B)+(C) indicated in Statement at para (I)(a) above}	Details of warrants		Details of convertible securities		Total shares (including underlying shares assuming full conversion of warrants and convertible securities) as a % of diluted share capital
				Number of warrants	As a % total number of warrants of the same class	Number of convertible securities held	% w.r.t total number of convertible securities of the same class	
1	Nil	0	0.00	0	0	0	0	0
TOTAL		0	0.00	0	0	0	0	0

For Cigniti Technologies Limited



Managing Director


(I)(d) Statement showing details of locked-in shares

Sr. No.	Name of the shareholder	Number of locked-in shares	Locked-in shares as a percentage of total number of shares {i.e., Grand Total (A)+(B)+(C) indicated in Statement at para (I)(a) above}
1	CHAKKILAM VENKATA SUBRAMANYAM	2576736	12.38
2	CHAKKILAM SRIKANTH	1750000	8.41
3	C RAJESWARI	827303	3.97
4	VENKATA RAO PENNAM	554600	2.66
5	KUKUNURU KUMAR BAPUJI	439140	2.11
6	PENNAM SAPNA	439140	2.11
7	ALLADI KING MAHENDRA	346937	1.67
8	M RAMA MANOHARA REDDY	346937	1.67
9	PENNAM SUDHAKAR	247557	1.19
10	P VENKAT RAO	200000	0.96
11	KAIROS TECHNOLOGIES PRIVATE LIMITED	154000	0.74
12	B SUNDARA RAO	153100	0.74
13	KAIROS TECHNOLOGIES PVT LTD	100000	0.48
14	MADHAVI GRANDHI	100000	0.48
15	SRIVALLI KONAKALLA	100000	0.48
16	MARKILA URMILA	65400	0.31
17	HARSHA HARAKHCHAND DEDHIA	50000	0.24
18	KALYANA RAO KONDA	40000	0.19
19	RAJASEKHAR REDDY KARAWALLA	37711	0.18
20	RAJA SEKHAR NEERAVATI	30000	0.14
21	AKHIL REDDY SANIVARAPU	27000	0.13
22	K CH SUBBARAO	25000	0.12
23	K RAMADEVI	25000	0.12
24	C SRINIVASA RAO	20135	0.10
25	NARANGI DEVI	20000	0.10
26	URMILA MARKILA	18500	0.09
27	KAWALPREET KAUR	15084	0.07
28	SRINIVASA RAO GUDAPATI	11500	0.06
29	MEHJABEEN SHALAM	10000	0.05
30	MEHJABEEN SHALAM	10000	0.05
31	KIRAN KUMAR KARNATI	4000	0.02
32	SAIRAMPRA BHU VEDAM	7560	0.04
33	SRINIVASA B RAO	7542	0.04
34	CHINTALA SURESH KUMAR	5385	0.03
35	NAGA DEVI CHINTALA	5385	0.03
36	SHARADA CHINTALA	5385	0.03
37	SRINIVAS RAO CHINTALA	5385	0.03
38	VENKATESHWAR RAO DEVATA	5385	0.03
39	ANUSHA KARNATI	5000	0.02
40	CHINTALA SURESH KUMAR	5000	0.02
41	D VANKATESWARA RAO	5000	0.02
42	G ANJANEYA VARAPRASAD	5000	0.02
43	KARUNA VEMPALA	5000	0.02
44	KISHORE KARNATI	5000	0.02
45	NAGADEV I CHINTALA	5000	0.02
46	SHARADA CHINTALA	5000	0.02
47	K RAMA DEVI	2900	0.01
48	SRIVALLI KONAKALLA	2500	0.01
49	B SUNDARA RAO	2000	0.01
50	PIDATHALA RAVI KUMAR REDDY	2000	0.01
51	SAIRAM PRABHU VEDAM	2000	0.01
52	VISWANADHAM JUPUDI	1040	0.00
53	MADHAVI GRANDHI	1000	0.00
54	RADHIKA ACHANTA	1000	0.00
55	BEHATA SUNDARA RAO	200	0.00
56	RAJA SEKHAR NERAVATI	100	0.00
	TOTAL	8841547	42.48

(II)(a) Statement showing details of Depository Receipts (DRs)

Sr. No.	Type of outstanding DR (ADRs, GDRs, SDRs, etc.)	Number of outstanding DRs	Number of shares underlying outstanding DRs	Shares underlying outstanding DRs as a percentage of total number of shares {i.e., Grand Total (A)+(B)+(C) indicated in Statement at para (I)(a) above}
1	NIL	0	0	0.00
TOTAL		0	0	0.00

For Cigniti Technologies Limited


Managing Director

(II)(b) Statement showing holding of Depository Receipts (DRs), where underlying shares held by "promoter/promoter group" are in excess of 1% of the total number of shares

Sr. No.	Name of the DR Holder	Type of outstanding DR (ADRs, GDRs, SDRs, etc.)	Number of shares underlying outstanding DRs	Shares underlying outstanding DRs as a percentage of total number of shares {i.e., Grand Total (A)+(B)+(C) indicated in Statement at para (I)(a) above}
1	NIL	0	0	0.00
TOTAL		0	0	0.00

For Cigniti Technologies Limited


Managing Director

(III) (a) Statement showing the voting pattern of shareholders if more than one class of shares/securities is issued by the issuer. Give description of voting rights for each class of security
Class X: Equity
Class Y: Not Applicable
Class Z: Not Applicable

Category code	Category of Shareholder	Number of Voting Rights held in each class of securities			Total Voting Rights (III+IV+V) (VI)	Total Voting Rights i.e. (VI)	
		Class X (III)	Class Y (IV)	Class Z (V)		As a percentage of (A+B) (VII)	As a percentage of (A+B+C) (VIII)
(A)	Shareholding of Promoter and Promoter Group						
1	Indian						
(a)	Individuals/Hindu Undivided Family	5904039	0	0	5904039	28.36	28.36
(b)	Central Government/State Government(s)	0	0	0	0	0	0
(c)	Bodies Corporate	0	0	0	0	0	0
(d)	Financial Institutions/Banks	0	0	0	0	0	0
(e)	Any Others(Specify)	0	0	0	0	0	0
(e-i)	Mutual Funds	0	0	0	0	0	0
(e-ii)	Trusts	0	0	0	0	0	0
	Sub Total (A)(1)	5904039	0	0	5904039	28.36	28.36
2	Foreign						
(a)	Individuals (Non Resident Individuals/Foreign Individuals)	6045557	0	0	6045557	29.04	29.04
(b)	Bodies Corporate	0	0	0	0	0	0
(c)	Institutions	0	0	0	0	0	0
(d)	Qualified Foreign Investor	0	0	0	0	0	0
(e)	Any Others(Specify)	0	0	0	0	0	0
(e-i)	Overseas Corporate Bodies	0	0	0	0	0	0
(e-ii)		0	0	0	0	0	0
	Sub Total (A)(2)	6045557	0	0	6045557	29.04	29.04
	Total Shareholding of Promoter and Promoter Group (A)=(A)(1)+(A)(2)	11949596	0	0	11949596	57.41	57.41
(B)	Public Shareholding:						
1	Institutions						
(a)	Mutual Funds/UTI	0	0	0	0	0	0
(b)	Financial Institutions/Banks	0	0	0	0	0	0
(c)	Central Government/State Government(s)	0	0	0	0	0	0
(d)	Venture Capital Funds	0	0	0	0	0	0
(e)	Insurance Companies	0	0	0	0	0	0
(f)	Foreign Institutional Investors	0	0	0	0	0	0
(g)	Foreign Venture Capital Investors	0	0	0	0	0	0
(h)	Qualified Foreign Investor	0	0	0	0	0	0
(i)	Any Others(Specify)	0	0	0	0	0	0
(i-i)	Foreign Companies	0	0	0	0	0	0
(i-ii)		0	0	0	0	0	0
	Sub Total (B)(1)	0	0	0	0	0	0
B2	Non-Institutions						
(a)	Bodies Corporate	636435	0	0	636435	3.06	3.06
(b)	Individuals						
(i)	Individual shareholders holding nominal share capital upto Rs.1 lakh	1879080	0	0	1879080	9.03	9.03
(ii)	Individual shareholders holding nominal share capital in excess of Rs.1 lakh	6213809	0	0	6213809	29.85	29.85
(c)	Qualified Foreign Investor	0	0	0	0	0	0
(d)	Any Others(Specify)						
(d-i)	Non Resident Individuals	59769	0	0	59769	0.29	0.29
(d-ii)	Overseas Corporate Bodies	0	0	0	0	0	0
(d-iii)	Trusts	0	0	0	0	0	0
(d-iv)	Employees	0	0	0	0	0	0
(d-v)	Clearing Members	76311	0	0	76311	0.37	0.37
(d-vi)	Foreign Nationals	0	0	0	0	0	0
	Sub Total (B)(2)	8865404	0	0	8865404	42.59	42.59
	Total Public Shareholding (B)=(B)(1)+(B)(2)	8865404	0	0	8865404	42.59	42.59
	Total (A)+(B)	20815000	0	0	20815000	100	100
(C)	Shares held by Custodians and against Depository Receipts have been issued						
1	Shareholding of Promoter and Promoter Group	0	0	0	0	0	0
2	Public Shareholding	0	0	0	0	0	0
	Grand Total (A)+(B)+(C)	20815000	0	0	20815000	100	100