

THE COCHIN MALABAR ESTATES AND INDUSTRIES LTD.

Scrip Code : 508571 Name of the Scrip : - ISEI Class of Security : Equity
 Quarter ended: 31/03/2014

Partly paid-up shares:-	No of partly paid-up shares	As a % of Total No of partly paid-up shares	As a % of Total No of shares of the company
Held by promoter/promoter group	Nil	Nil	Nil
Held by public	Nil	Nil	Nil
Total	Nil	Nil	Nil

Outstanding convertible securities:-	No of Outstanding securities	As a % of Total No of outstanding convertible securities	As a % of Total No of shares of the company, assuming full conversion of the convertible securities
Held by promoter/promoter group	Nil	Nil	Nil
Held by public	Nil	Nil	Nil
Total	Nil	Nil	Nil

Warrants:-	No of warrants	As a % of Total No of warrants	As a % of Total No of shares of the company, assuming full conversion of warrants
Held by promoter/promoter group	Nil	Nil	Nil
Held by public	Nil	Nil	Nil
Total	Nil	Nil	Nil


Total paid-up capital of the company, assuming full conversion of warrants and convertible securities 1771968 Shares of Rs.10/- each



THE COCHIN MALABAR ESTATES AND INDUSTRIES LTD.

Scrip Code : 588571 Name of the Scrip : - [BSEI] Class of Security : Equity Face Value : Rs. 10/-
 (1)(a) Statement showing Shareholding Pattern Quarter ended: 31/03/2014

Category Code	Category of Shareholder	No of Share-holders	No of Shares Total held in Demat Form	Total shareholding as a % of Tot Shrs		Shares pledged or otherwise encumbered		
				As a % of (A+B)	As a % of (A+B+C)	Shares	As a % (IX)=(VIII)/(IV)*100	
(I)	(II)	(III)	(IV)	(VI)	(VII)	(VIII)	(IX)	
A. Promoter and Promoter Group								
1. Indian								
	a. Individuals/Hindu Undivided Family	7	8809	8809	4.854	4.854	N i l	N i l
	b. Central/State Government(s)							
	c. Bodies Corporate	6	1084748	1084748	61.2192	61.2192	N i l	N i l
	d. Financial Institutions/Banks							
	e. Any Other							
	Sub Total (A1)	13	1170757	1170757	66.0732	66.0732	N i l	N i l
2. Foreign								
	a. Individuals (NRI/Foreign Individuals)							
	b. Bodies Corporate							
	c. Institutions							
	d. Qualified Foreign Investor							
	e. Any other							
	Sub Total (A2)							
	Total Shareholding of Promoter and Promoter Group A=(A1)+(A2)	13	1170757	1170757	66.0732	66.0732	N i l	N i l
B. Public Shareholding								
1. Institutions								
	a. Mutual Funds/UTI				.323	.323		
	b. Financial Institutions/Banks	6	5724					
	c. Central/State Government(s)							
	d. Venture Capital Funds							
	e. Insurance Companies	2	321304	304442	18.1332	18.1332		
	f. Foreign Institutional Investors							
	g. Foreign Venture Capital Investors							
	h. Qualified Foreign Investor							
	i. Any Other							
	Sub Total (B1)	8	327028	304442	18.4563	18.4563		
2. Non-Institutions								
	a. Bodies Corporate	24	9715	761	.5483	.5483		
	b. Individuals holding							
	i. Nominal Share Capital up to Rs.1 Lakh	1396	247787	61222	13.9842	13.9842		
	ii. Nominal Share Capital in excess of Rs.1 Lakh	1	11226	11226	.6336	.6336		
	c. Qualified Foreign Investor							
	d. Any Other							
	Custodian of Essey Property	3	989		.8271	.8271		
	Clearing Member	1	22	22	.0012	.0012		
	Non Resident Individual	24	4893		.2761	.2761		
	Sub Total (B2)	1449	274123	73231	15.4785	15.4785		
	Total Public Shareholding B=(B1)+(B2)	1457	601151	377673	33.9268	33.9268		
	Total (A)+(B)	1470	1771908	1548430	100.0000	100.0000		



THE COCHIN MALABAR ESTATES AND INDUSTRIES LTD.

Scrip Code : 508571 Name of the Scrip : - COSEI Class of Security : Equity Face Value : Rs. 10/-

(I)(a) Statement showing Shareholding Pattern Quarter ended: 31/03/2014

Category Code (I)	Category of Shareholder (II)	No of Share-holders (III)	No of Shares		Total shareholding as a % of Tot Shrs		Shares pledged or otherwise encumbered		
			Total No of Shares (IV)	held in Demat Form (V)	As a % of (A + B) (VI)	As a % of (A+B+C) (VII)	Shares (VIII)	As a % (IX)=(VIII) /(IV)*100	
C. Shares held by Custodian & against which Depository Receipts have been issued									
1. Promoter and Promoter Group									
			Nil	Nil	Nil		Nil		
2. Public									
			Nil	Nil	Nil		Nil		
Grand Total (A)+(B)+(C)			1470	1771900	1540430		100.0000		



1. Indian

a. Individuals/Hindu Undivided Family

Sr No	Name of the Shareholder	Details of Shares held		Escrowed shares		Details of warrants		Details of convertible securities		Total Shares (including underlying shares assuming full conversion of warrants and convertible securities) as a % of diluted share capital
		No of Shares held	As a % of Grand Total	No.	As a %	No of Warrants held	As a % of warrants total of the same class	No of convertible securities	As a % of convertible securities of the same class	
(I)	(II)	(III)	(IV)	(V)	(VI)= (VII) (III)+(IV)	(VIII) (A)+(B)+(C) of sub clause (I)(a)	(IX)	(X)	(XI)	(XII)
1	HEMANT BANGUR	83009	9.6847	Nil	Nil	Nil	Nil	Nil	Nil	9.6847
2	GOPAL DAS BANGUR	500	.0282	Nil	Nil	Nil	Nil	Nil	Nil	.0282
3	PUSHPA DEVI BANGUR	500	.0282	Nil	Nil	Nil	Nil	Nil	Nil	.0282
4	HEMANT LUNAR BANGUR HUF	500	.0282	Nil	Nil	Nil	Nil	Nil	Nil	.0282
5	VINITA BANGUR	500	.0282	Nil	Nil	Nil	Nil	Nil	Nil	.0282
6	PRANBY BANGUR	500	.0282	Nil	Nil	Nil	Nil	Nil	Nil	.0282
7	GOPAL DAS BANGUR HUF	500	.0282	Nil	Nil	Nil	Nil	Nil	Nil	.0282
Total :		86009	9.8590	Nil	Nil	Nil	Nil	Nil	Nil	9.8590



THE COCHIN MALABAR ESTATES AND INDUSTRIES LTD.

(2)(b) Statement showing holding of securities (including shares, warrants, convertible securities) of persons belonging to the category 'Promoter and Promoter Group'


Quarter ended 31/03/2014

Page 8 1

1. Indian

c. Bodies Corporate

		Details of Shares held			Entombed shares		Details of warrants		Details of convertible securities		Total Shares (including underlying shares assuming full conversion of warrants and convertible securities) as a % of diluted share capital
Sr No	Name of the Shareholder	No of Shares held	As a % of Grand Total (A)+(B)+(C)	No. (VI)= (V) / (XIII)+(XIV)	As a % of Grand Total (A)+(B)+(C) of sub class (X)(a)	As a % of Grand Total (A)+(B)+(C) of sub class (X)(a)	No of Warrants held	As a % of total no of warrants of the same class	No of convertible securities held	As a % of convertible securities of the same class	(XII)
(I)	(II)	(III)	(IV)	(V)	(VI)	(VII)	(VIII)	(IX)	(X)	(XI)	(XII)
1	JOHNETOLLEE TEA AND INDUSTRIES LTD.	937294	24.6793	Nil	Nil	Nil	Nil	Nil	Nil	Nil	24.6793
2	THE ORIENTAL COMPANY LIMITED	236693	13.3581	Nil	Nil	Nil	Nil	Nil	Nil	Nil	13.3581
3	THE CAMBAY INVESTMENT CORPORATION LIMITED	221475	12.4992	Nil	Nil	Nil	Nil	Nil	Nil	Nil	12.4992
4	KETTLEWELL BULLEN AND COMPANY LIMITED	98939	5.5838	Nil	Nil	Nil	Nil	Nil	Nil	Nil	5.5838
5	MAHARAJA TRADING CORPORATION LIMITED	75347	4.2523	Nil	Nil	Nil	Nil	Nil	Nil	Nil	4.2523
6	GLOSTER LIMITED	15800	.8465	Nil	Nil	Nil	Nil	Nil	Nil	Nil	.8465
Total :		1884748	61.2192	Nil	Nil	Nil	Nil	Nil	Nil	Nil	61.2192




(13)(c)(i) Statement showing holding of securities (including shares, warrants, convertible securities) of persons belonging to the category 'Public' and holding more than 1% of the total no of shares

Sr No	Name of the Shareholder	No of Shares held	Details of warrants		Details of convertible securities		Total shares (including total no of underlying shares convertible assuming full conversion of the same convertible securities) as a % of diluted share capital
			Shares as a		%		
			% of total no of shares (i.e., Grand Total (A)+ (B)+(C) indicated in Statement	No of Warrants held	As a % of total no of the same class	No of convertible securities held	
1	LIFE INSURANCE CORPORATION OF INDIA	304442	17.1816	Nil	Nil	Nil	17.1816
	Total	304442	17.1816	Nil	Nil	Nil	17.1816



(I)(c)(ii) Statement showing holding of securities (including shares, warrants, convertible securities) of persons (together with PAC) belonging to the category 'Public' and holding more than 5% of the total no of shares of the company

Sr No	Name(s) of the Shareholder(s) and the Persons Acting in Concert (PAC) with them	No of Shares (a) above?	Details of warrants		Details of convertible securities		Total shares (including no of underlying shares convertible assuming full conversion of warrants and of the same convertible securities) as a % of diluted share capital	
			% of total no of shares (i.e., Grand Total (A)+ (B)+(C) indicated in Statement at para (I)	No of Warrants	As a % of total no of Warrants of the same class	No of convertible securities held		% w.r.t total no of convertible securities
1	LIFE INSURANCE CORPORATION OF INDIA	304442	17.1816	Nil	Nil	Nil	Nil	17.1816
	Total	304442	17.1816	Nil	Nil	Nil	Nil	17.1816




THE COCHIN MALABAR ESTATES AND INDUSTRIES LTD.

(I)(d) Statement showing details of Locked-in Shares as on 31/03/2019

Page # 1

Sl #	Folio/CID/DPID	Name of the Shareholder	Locked-in Shares	Locked-in shares as a % of total No of shares (i.e., No of Grand Total (A)+(B)+(C) indicated in Statement of para (I)(a) above)	Promoter/Promoter Group/ Public
------	----------------	-------------------------	------------------	---	------------------------------------

---- NIL ----




THE COCHIN MALABAR ESTATES AND INDUSTRIES LTD.

(III)(a) Statement showing details of Depository Receipts (DRs) as on 31/03/2014

Sl. # Type of Outstanding DR (ADRs, GDRs, EDRs, etc.)	No of outstanding DRs	No of Shares Underlying Outstanding DRs	Shares underlying outstanding DRs as a % of total No of Shares (i.e., Grand Total (A)+ (B)+(C) indicated in Statement at para (I)(a) above)
--	-----------------------------	--	---

--- Nil ---



THE COCHIN MALABAR ESTATES AND INDUSTRIES LTD.

(II)(b) Statement showing holding of Depository Receipts (DRs), where underlying shares held by 'promoter/promoter group' are in excess of 1% of the total no of shares as on 31/03/2017

Sl & Name of the DR Holder	Type of Outstanding DR (ADRs, GDRs, SDRs, etc.)	No of Shares Underlying Outstanding DRs Shares underlying outstanding DRs as a % of total No of Shares (i.e., Grand Total (A)+(B)+(C) indicated in Statement at para (I)(a) above)
----------------------------	--	---

--- Nil ---

