



Statement showing Shareholding Pattern as on 31.03.2014

Name of the Company: <b>COMPLUAGE INFOCOM LTD</b>		BSE-532456, MSE-CIFC	
Scrip Code, Name of the scrip, class of security: <b>Equity</b>			
Quarter ended: <b>31<sup>st</sup> March 2014</b>			
Partly paid-up shares:-		No. of partly paid-up shares	As a % of total no. of partly paid-up shares
Held by Promoter / Promoter Group		0	0
Held by public		0	0
<b>Total</b>		<b>0</b>	<b>0</b>
Outstanding convertible securities:-		No. of outstanding securities	As a % of total No. of outstanding convertible securities
Held by Promoter / Promoter Group		0	0
Held by public		0	0
<b>Total</b>		<b>0</b>	<b>0</b>
Warrants:-		No. of warrants	As a % of total no. of warrants
Held by Promoter / Promoter Group		0	0
Held by public		0	0
<b>Total</b>		<b>0</b>	<b>0</b>
Total paid-up capital of the company assuming full conversion of warrants and convertible securities			
		0	0


6655000




Category Code	Category of shareholder	Number of shareholders	Total number of shares	Number of shares held in dematerialised form	Total shareholding as a percentage of total number of		Shares pledged or otherwise encumbered	Number of shares	As a percentage (IX) = (VIII)/(IV)*100
					As a percentage of (A+B) (VI)	As a percentage of (A+B+C) (VII)			
(1)	(II)	(III)	(IV)	(V)					
(A)	Promoter and Promoter Group								
1	Indian								
(a)	Individuals/Hindu Undivided Family	4	4513953	4513953	67.83	67.83	0	0	0
(b)	Central Government/State Government(s)	0	0	0	0	0	0	0	0
(c)	Bodies Corporate	0	0	0	0	0	0	0	0
(d)	Financial Institutions / Banks	0	0	0	0	0	0	0	0
(e)	Any Other (specify)	0	0	0	0	0	0	0	0
	Sub Total (A)(1)	4	4513953	4513953	67.83	67.83	0.00	0.00	0.00
2	Foreign								
(a)	Individuals (Non-Resident Individuals/Foreign Individuals)	0	0	0	0	0	0	0	0
(b)	Bodies Corporate	0	0	0	0	0	0	0	0
(c)	Institutions	0	0	0	0	0	0	0	0
(d)	Qualified Foreign Investors	0	0	0	0	0	0	0	0
(e)	Any Other (specify)	0	0	0	0	0	0	0	0
	Sub Total (A)(2)	0.00	0.00	0.00	0.00	0.00	0.00	0.00	0.00
	Total Shareholding of Promoter and Promoter Group (A)=(A)(1)+(A)(2)	4	4513953	4513953	67.83	67.83	0.00	0.00	0.00




(B)	Public shareholding																			
1	Institutions																			
(a)	Mutual Funds/UTI	0	0	0	0	0	0	0	0	0	0	0	0	0	0	0	0	0	0	0
(b)	Financial Institutions / Banks	1	40	40	0	0	0	0	0	0	0	0	0	0	0	0	0	0	0	0
(c)	Central Government/State Government(s)	0	0	0	0	0	0	0	0	0	0	0	0	0	0	0	0	0	0	0
(d)	Venture Capital Funds	0	0	0	0	0	0	0	0	0	0	0	0	0	0	0	0	0	0	0
(e)	Insurance Companies	0	0	0	0	0	0	0	0	0	0	0	0	0	0	0	0	0	0	0
(f)	Foreign Financial Institutions	0	0	0	0	0	0	0	0	0	0	0	0	0	0	0	0	0	0	0
(g)	Foreign Venture Capital Investors	0	0	0	0	0	0	0	0	0	0	0	0	0	0	0	0	0	0	0
(h)	Qualified Foreign Investors	0	0	0	0	0	0	0	0	0	0	0	0	0	0	0	0	0	0	0
(i)	Any Other (specify)	0	0	0	0	0	0	0	0	0	0	0	0	0	0	0	0	0	0	0
	Sub Total (B) (1)	1	40	40	0	0	0	0	0	0	0	0	0	0	0	0	0	0	0	0.00
2	Non-institutions																			
(a)	Bodies Corporate	67	321848	317836																
(b) (i)	Individuals - shareholders holding nominal share capital up to Rs 1 Lakh	2134	456773	407699																
(ii)	Individual shareholders holding nominal share capital in excess of Rs. 1 Lakh	13	570049	570049																



Category code	Category of shareholder	Number of shareholders	Total number of shares	Number of shares held in dematerialised form	Total shareholding as a percentage of total number of		Shares pledged or otherwise encumbered	Number of shares	As a percentage (IX) = (VIII)/(IV) *100
					As a percentage of (A+B) (VI)	As a percentage of (A+B+C) (VII)			
(I)	(II)	(III)	(IV)	(V)	(VI)	(VII)	(VIII)	(IX)	(X)
(c)	Qualified Foreign Investors	0	0	0	0	0	0	0	0
(d)	Any Other								
i	Non Resident Indians (Repatriation)	43	695770	663577	10.45	10.45	0	0	0
ii	Non Resident Indians (Non Repatriation)	4	76	36	0.00	0.00	0	0	0
iii	Market Maker	2	4564	4564	0.07	0.07	0	0	0
iv	Foreign Companies	2	54725	0	0.82	0.82	0	0	0
v	Clearing Member	29	30885	30885	0.46	0.46	0	0	0
vi	Directors / Relatives	1	157	157	0.00	0.00	0	0	0
vii	HUF	20	6160	5355	0.09	0.09	0	0	0
	Sub Total (B)(2)	2315	2141007	2000158	32.17	32.17	0.00	0.00	0.00
	Total Public Shareholding Public Group	2316	2141047	2000198	32.17	32.17	0.00	0.00	0.00
	(B)=(B)(1)+(B)(2)	2320	6655000	6514151	100.00	100.00	0.00	0.00	0.00
(C)	Shares held by custodians and against which Depository Receipts have been issued								
i	Promoter and Promoter group	0	0	0	0	0	0	0	0
ii	Public	0	0	0	0	0	0	0	0
	Sub Total (C)	0	0	0	0	0	0	0	0
	GRAND TOTAL (A)+(B)+(C)	2320	6655000	6514151	100.00	100.00	0.00	0.00	0.00




(1)(b) Sr. No.	Statement showing holding of securities (including shares, warrants, convertible securities) of persons belonging to the category "Promoter and Promoter Group"	Details of Shares held			Encumbered shares			Details of warrants		Details of convertible securities		Total shares underlying shares (including conversion of warrants and convertible securities) as a % of diluted share capital
		Number of shares held	As a % of grand total (A)+(B)+(C)	No.	As a percentage (VI)=(V)/(III)*100	As a % of grand total (A)+(B)+(C) of sub-clause (I)(a)	Number of warrants held	As a % total number of warrants of the same class	Number of convertible securities held	As a % total number of convertible securities of the same class		
(I)	(II)	(III)	(IV)	(V)	(VI)	(VII)	(VIII)	(IX)	(X)	(XI)	(XII)	
1	BHAVESH HARKISHANDAS MEHTA (AABPM7167P)	1780485	26.75	0	0	0	0	0	0	0	26.75	
2	ATUL HARKISHANDAS MEHTA (AABPM6162E)	1780484	26.75	0	0	0	0	0	0	0	26.75	
3	AJAY HARKISHANDAS MEHTA (AABPM6163F)	952984	14.32	0	0	0	0	0	0	0	14.32	
	TOTAL	4513953	67.83	0.00	0.00	0.00	0.00	0.00	0.00	0.00	67.83	




(1)(c)(i) Sr. No.	Statement showing holding of securities (including shares, warrants, convertible securities) of persons belonging to the category "Public" and holding more than 1% of the total number of shares	Name of the shareholder	Number of shares held	Shares as a percentage of total number of shares i.e., Grand Total (A)+(B)+(C) indicated in Statement at para (1)(a) above	Details of warrants		Details of convertible securities		Total shares (including underlying shares assuming full conversion of warrants and convertible securities) as a % of diluted share capital
					Number of warrants held	As a % total number of warrants of the same class	Number of convertible securities held	% w.r.t total number of convertible securities of the same class	
1		RASHMI BOTHRA	224300	3.37	0	0	0	0	3.37
2		JAYKUMAR ASHOK SHAH	220111	3.31	0	0	0	0	3.31
3		DILIP S MEHTA	206000	3.10	0	0	0	0	3.10
4		RAJESH BOTHRA	203382	3.06	0	0	0	0	3.06
5		TISYA FINANCIAL SERVICES PRIVATE LIMITED	110750	1.66	0	0	0	0	1.66
6		ASHWANI DEEDWANIA	68500	1.03	0	0	0	0	1.03
		TOTAL	1033043	15.52	0.00	0.00	0.00	0.00	15.52


(1)(c)(ii) Sr. No.	Statement showing holding of securities (including shares, warrants, convertible securities) of persons (together with PAC) belonging to the category "Public" and holding more than 5% of the total number of shares of the company	Name(s) of the shareholder(s) and the Persons Acting in Concert (PAC) with them	Number of shares	Shares as a percentage of total number of shares i.e., Grand Total (A)+(B)+(C) indicated in Statement at para (1)(a) above	Details of warrants		Details of convertible securities		Total shares (including underlying shares assuming full conversion of warrants and convertible securities) as a % of diluted share capital
					Number of warrants	As a % total number of warrants of the same class	Number of convertible securities held	% w.r.t total number of convertible securities of the same class	
1		NIL	0	0.00	0	0	0	0	0.00
		TOTAL	0	0.00	0	0	0	0	0.00



(1)(d) Statement showing details of locked-in shares				
Sr. No.	Name of the shareholder	Category of shareholder (Promoters/Public)	Number of Locked in Shares	Locked-in shares as a percentage of total number of shares i.e., Grand Total (A)+(B)+(C) indicated in Statement at para 1(a) above]
1	ATUL HARKSHANDAS MEHTA	PROMOTER	497500	7.48
2	BHAVESH HARKSHANDAS MEHTA	PROMOTER	497500	7.48
TOTAL			995000	14.95



(II)(a) Statement showing details of Depository Receipts (DRs)				
Sr. No.	Type of outstanding DR (ADRs, GDRs, SDRs, etc.)	Number of outstanding DRs	Number of shares underlying outstanding DRs	Shares underlying outstanding DRs as a percentage of total number of shares (i.e., Grand Total (A)+(B)+(C) indicated in Statement at para (I)(a) above)
1	NIL	NIL	NIL	NIL
TOTAL		NIL	NIL	NIL





Statement showing holding of Depository Receipts (DRs), where underlying shares held by "Promoter/Promoter Group" are in excess of 1% of the total number of shares  
 (III) (b)

Sr. No.	Name of the DR Holder	Type of outstanding DR (ADRs, GDRs, SDRs, etc.)	Number of shares underlying outstanding DRs	Shares underlying outstanding DRs as a percentage of total number of shares i.e., Grand Total (A)+(B)+(C) indicated in Statement at para (1)(a) above}
1	NIL	NIL	NIL	NIL
	TOTAL	NIL	NIL	NIL

