



Coromandel Engineering Company Limited
(ISO 9001:2008 & BS OHSAS 18001:2007 Certified Company)
Registered and Corporate Office:
Parry House, III Floor, 43, Moore Street, Chennai 600 001, India
P.B. No. 1698, Tel: 25301700 Fax: 044-25342822
Telegrams : "WELDABLE"
Email: coromandelengg@cec.murugappa.com
Website: www.coromandelengg.com
CIN No: L74910TN1947PLC000343

April 15, 2014

Bombay Stock Exchange Ltd
Floor 25, P J Towers
Dalal Street, Mumbai 400 001
Fax No. 22722037/39/41/61
SCRIP CODE: 533167

Madras Stock Exchange Ltd
Exchange Building
II Line Beach, Chennai - 1

Dear Sir

Sub: Shareholding pattern for the quarter ended
March 31, 2014

We submit the shareholding pattern for the quarter ended
March 31, 2014 pursuant to Clause 35 of the Listing
Agreement.

Kindly acknowledge receipt.

Thanking you

Yours faithfully
For COROMANDEL ENGINEERING COMPANY LIMITED

R Narayanan
Company Secretary


Encl.: a /a




murugappa

(1)(a) STATEMENT SHOWING SHAREHOLDING PATTERN IN CLAUSE-35			
NAME OF THE COMPANY: COROMANDEL ENGINEERING COMPANY LTD		Name of the Scrip: COROMANDEL ENGINEERING COMPANY LTD	
SCRIP CODE:	533167		
Class of Security:			
QUARTER ENDED:	31/03/2014		
		As a % of total no. of partly paid-up shares	As a % of total no. of shares of the Company.
Partly paid-up shares	No. of partly paid-up shares		
Held by promoter/promoter group	0	0	0
Held by Public	0	0	0
Total:	0	0	0
		As a % of total no. of outstanding convertible securities.	As a % of total no. of shares of the Company assuming full conversion of the convertible securities
Outstanding convertible securities:	No. of outstanding securities		
Held by promoter/promoter group	0	0	0
Held by Public	0	0	0
Total:	0	0	0
		As a % of total no. of warrants	As a % of total no. of shares of the Company, assuming full conversion of warrants
Warrants:	No. of warrants		
Held by promoter/promoter group	0	0	0
Held by Public	0	0	0
Total:	0	0	0
Total paid-up capital of the Company, assuming full conversion of warrants and convertible securities	33233598	0	100.00






CATEGORY CODE	CATEGORY OF SHAREHOLDER	NO OF SHAREHOLDERS (III)	TOTAL NUMBER OF SHARES (IV)	NO OF SHARES HELD IN DEMATERIALIZED FORM (V)	TOTAL SHAREHOLDING AS A % OF TOTAL NO OF SHARES		SHARES PLEDGE OR OTHERWISE ENCUMBERED
					AS a PERCENTAGE of (A+B) (VI)	As a PERCENTAGE of (A+B+C) (VII)	
(A)	PROMOTER AND PROMOTER GROUP						
(a)	INDIAN						
(i)	Individual/HUF	38	3592143	3592143	10.81	10.81	0
(ii)	Central Government/State Government(s)	0	0	0	0.00	0.00	0
(iii)	Bodies Corporate	20	21092874	21092874	63.47	63.47	0
(iv)	Financial Institutions / Banks	0	0	0	0.00	0.00	0
(v)	Others	0	0	0	0.00	0.00	0
	Sub-Total A(1) :	58	24685017	24685017	74.28	74.28	0
(2)	FOREIGN						
(a)	Individuals (NRI/Foreign Individuals)	0	0	0	0.00	0.00	0
(b)	Bodies Corporate	0	0	0	0.00	0.00	0
(c)	Institutions	0	0	0	0.00	0.00	0
(d)	Qualified Foreign Investor	0	0	0	0.00	0.00	0
(e)	Others	0	0	0	0.00	0.00	0
	Sub-Total A(2) :	0	0	0	0.00	0.00	0
	Total A(A+B) :	58	24685017	24685017	74.28	74.28	0
(B)	PUBLIC SHAREHOLDING						
(1)	INSTITUTIONS						
(a)	Mutual Funds / FI	0	0	0	0.00	0.00	0
(b)	Financial Institutions / Banks	0	0	0	0.00	0.00	0
(c)	Central Government / State Government(s)	0	0	0	0.00	0.00	0
(d)	Venture Capital Funds	0	0	0	0.00	0.00	0
(e)	Insurance Companies	0	0	0	0.00	0.00	0
(f)	Foreign Institutional Investors	0	0	0	0.00	0.00	0
(g)	Foreign Venture Capital Investors	0	0	0	0.00	0.00	0
(h)	Qualified Foreign Investor	0	0	0	0.00	0.00	0
(i)	Others	0	0	0	0.00	0.00	0
	Sub-Total B(1) :	0	0	0	0.00	0.00	0
(2)	NON-INSTITUTIONS						
(a)	Bodies Corporate	88	3477798	3422686	10.31	10.31	0
(b)	Individuals	1938	1312539	1212533	3.95	3.95	0
	(i) Individuals holding nominal share capital upto Rs.1 lakh	100	3777320	3762219	11.37	11.37	0
	(ii) Individuals holding nominal share capital in excess of Rs.1 lakh	7	838	838	0.00	0.00	0
(c)	Others	33	24286	24286	0.07	0.07	0
	TRUSTS	1	4800	4800	0.01	0.01	0
	Qualified Foreign Investor	0	0	0	0.00	0.00	0
	Sub-Total B(2) :	2167	8548581	8427462	25.72	25.72	0
	Total B(B1+B2) :	2167	8548581	8427462	25.72	25.72	0
	Total (A+B) :	2225	33233598	33112479	100.00	100.00	0
(C)	Shares held by custodians, against which Depository Receipts have been issued						
(1)	Promoter and Promoter Group						
(2)	Public	0	0	0	0.00	0.00	0
	GRAND TOTAL (A+B+C) :	2225	33233598	33112479	100.00	100.00	0




(1) (b) Statement showing holding of securities (including shares, warrants, convertible securities) of persons belonging to the category "Promoter and Promoter Group"

Sr. No.	Name of the Shareholder	Details of Shares held			Encumbered shares (*)			Details of Warrants			Details of convertible securities			Total Shares (including underlying shares assuming full conversion of warrants and convertible securities) as a % of diluted share capital	
		No. of Shares held (iii)	As a % of grand total (A)+(B)+(C) (iv)	Pledge Shares (v)	AS a percentage (vi)=(v)/(iii)*100	AS a % of grand total (A)+(B)+(C) of sub-clause (i)(a) (vii)	Number of warrants held (viii)	As a % total number of warrants of the same class (ix)	Number of convertible securities held (x)	As a % total number of convertible securities of the same class (xi)					
1	EID Parry (India) Ltd.	42938	0.13	0	0.00	0.00	0	0.00	0	0.00	0	0.00	0	0.00	0.13
2	Coromandel International Ltd.	0	0.00	0	0.00	0.00	0	0.00	0	0.00	0	0.00	0	0.00	0.00
3	Parry America Inc.	0	0.00	0	0.00	0.00	0	0.00	0	0.00	0	0.00	0	0.00	0.00
4	Parry Chemicals Ltd.	0	0.00	0	0.00	0.00	0	0.00	0	0.00	0	0.00	0	0.00	0.00
5	Parrys Investments Ltd.	0	0.00	0	0.00	0.00	0	0.00	0	0.00	0	0.00	0	0.00	0.00
6	Parrys Sugar Ltd.	0	0.00	0	0.00	0.00	0	0.00	0	0.00	0	0.00	0	0.00	0.00
7	Alagawadi Bireshwar Sugars Pvt Ltd.	0	0.00	0	0.00	0.00	0	0.00	0	0.00	0	0.00	0	0.00	0.00
8	Parrys Sugar Industries Ltd.	0	0.00	0	0.00	0.00	0	0.00	0	0.00	0	0.00	0	0.00	0.00
9	Parry Agrochem Exports Ltd.	0	0.00	0	0.00	0.00	0	0.00	0	0.00	0	0.00	0	0.00	0.00
10	Tube Investments of India Ltd	433481	1.30	0	0.00	0.00	0	0.00	0	0.00	0	0.00	0	0.00	1.30
11	Parry Infrastructure Co Pvt Ltd.	2500100	7.52	0	0.00	0.00	0	0.00	0	0.00	0	0.00	0	0.00	7.52
12	Silkroad Sugar Pvt Ltd.	0	0.00	0	0.00	0.00	0	0.00	0	0.00	0	0.00	0	0.00	0.00
13	Sadeshiva Sugars Ltd.	0	0.00	0	0.00	0.00	0	0.00	0	0.00	0	0.00	0	0.00	0.00
14	US Neutraceuticals LLC	0	0.00	0	0.00	0.00	0	0.00	0	0.00	0	0.00	0	0.00	0.00
15	Dare Investments Ltd.	2500100	7.52	0	0.00	0.00	0	0.00	0	0.00	0	0.00	0	0.00	7.52
16	Liberty Phosphate Ltd.	0	0.00	0	0.00	0.00	0	0.00	0	0.00	0	0.00	0	0.00	0.00
17	Liberty Pesticides & Fertilizers Ltd.	0	0.00	0	0.00	0.00	0	0.00	0	0.00	0	0.00	0	0.00	0.00
18	Liberty Urvarak Ltd.	0	0.00	0	0.00	0.00	0	0.00	0	0.00	0	0.00	0	0.00	0.00
19	Parry Phyto Remedies Pvt Ltd.	0	0.00	0	0.00	0.00	0	0.00	0	0.00	0	0.00	0	0.00	0.00
20	Parry Enterprises India Ltd.	0	0.00	0	0.00	0.00	0	0.00	0	0.00	0	0.00	0	0.00	0.00
21	CFL Mauritius Ltd.	0	0.00	0	0.00	0.00	0	0.00	0	0.00	0	0.00	0	0.00	0.00
22	Sabero Organics Gujarat Ltd	0	0.00	0	0.00	0.00	0	0.00	0	0.00	0	0.00	0	0.00	0.00
23	Sabero Europe BV	0	0.00	0	0.00	0.00	0	0.00	0	0.00	0	0.00	0	0.00	0.00
24	Sabero Australia Pty Ltd	0	0.00	0	0.00	0.00	0	0.00	0	0.00	0	0.00	0	0.00	0.00
25	Sabero Organics America SA	0	0.00	0	0.00	0.00	0	0.00	0	0.00	0	0.00	0	0.00	0.00
26	Sabero Argentina SA	0	0.00	0	0.00	0.00	0	0.00	0	0.00	0	0.00	0	0.00	0.00
27	Sabero Organics Philippines Asia Inc.	0	0.00	0	0.00	0.00	0	0.00	0	0.00	0	0.00	0	0.00	0.00
28	Coromandel Brasil Limitada	0	0.00	0	0.00	0.00	0	0.00	0	0.00	0	0.00	0	0.00	0.00
29	Murugappa Holdings Limited	2500100	7.52	0	0.00	0.00	0	0.00	0	0.00	0	0.00	0	0.00	7.52
30	Parry Agro Industries Ltd	2500100	7.52	0	0.00	0.00	0	0.00	0	0.00	0	0.00	0	0.00	7.52
31	Ambadi Investments Pvt. Ltd.	632280	1.90	0	0.00	0.00	0	0.00	0	0.00	0	0.00	0	0.00	1.90




(1)	(II)	(III)	(IV)	(V)	AS a percentage (VI)=[V]/(III)*100	(VII)	(VIII)	(IX)	(X)	(XI)	(XII)
		No. of Shares held	As a % of grand total (A)+(B)+(C)	Pledge Shares		AS a % of grand total (A) + (B) + (C) of sub- clause (I)(a)	Number of warrants held	As a % total number of warrants of the same class	Number of convertible securities held	As a % total number of convertible securities of the same class	
32	New Ambadi Estates P Ltd.	0	0.00	0	0.00	0.00	0	0.00	0	0.00	0.00
33	Ambadi Enterprises Ltd	1000100	3.01	0	0.00	0.00	0	0.00	0	0.00	3.01
34	Parry Murray Ltd, UK	0	0.00	0	0.00	0.00	0	0.00	0	0.00	0.00
35	Cholamandalam MS General Insurance Company Ltd.	0	0.00	0	0.00	0.00	0	0.00	0	0.00	0.00
36	Shanithi Gears Ltd.	0	0.00	0	0.00	0.00	0	0.00	0	0.00	0.00
37	TI Financial Holdings Ltd.	0	0.00	0	0.00	0.00	0	0.00	0	0.00	0.00
38	TICI Motors (Wuxi) Co Ltd.	0	0.00	0	0.00	0.00	0	0.00	0	0.00	0.00
39	Financiere C 10, SAS	0	0.00	0	0.00	0.00	0	0.00	0	0.00	0.00
40	Sedis, SAS	0	0.00	0	0.00	0.00	0	0.00	0	0.00	0.00
41	Societe De Commercialisation De Composants Industriels	0	0.00	0	0.00	0.00	0	0.00	0	0.00	0.00
42	Sedis Company Ltd, UK	0	0.00	0	0.00	0.00	0	0.00	0	0.00	0.00
43	Pressmet Private Ltd.	360199	1.08	0	0.00	0.00	0	0.00	0	0.00	1.08
44	Carborundum Universal Ltd	3042900	9.16	0	0.00	0.00	0	0.00	0	0.00	9.16
45	CUMI America Inc.	0	0.00	0	0.00	0.00	0	0.00	0	0.00	0.00
46	Net Access (India) Ltd.	0	0.00	0	0.00	0.00	0	0.00	0	0.00	0.00
47	Sterling Abrasives Ltd.	0	0.00	0	0.00	0.00	0	0.00	0	0.00	0.00
48	Southern Energy Development Corpn Ltd.	0	0.00	0	0.00	0.00	0	0.00	0	0.00	0.00
49	CUMI (Australia) Pty Ltd.	0	0.00	0	0.00	0.00	0	0.00	0	0.00	0.00
50	CUMI Canada Inc	0	0.00	0	0.00	0.00	0	0.00	0	0.00	0.00
51	CUMI Middle East FZE	0	0.00	0	0.00	0.00	0	0.00	0	0.00	0.00
52	CUMI International Ltd.	0	0.00	0	0.00	0.00	0	0.00	0	0.00	0.00
53	Volzshsky Abrasives Works	0	0.00	0	0.00	0.00	0	0.00	0	0.00	0.00
54	Foskor Zirconia Pty Ltd, South Africa	0	0.00	0	0.00	0.00	0	0.00	0	0.00	0.00
55	Cellaris Refractories India Ltd	0	0.00	0	0.00	0.00	0	0.00	0	0.00	0.00
56	Thukela Refractories isithebe Proprietary Ltd	0	0.00	0	0.00	0.00	0	0.00	0	0.00	0.00
57	CUMI Abrasives & Ceramics Co Ltd.	0	0.00	0	0.00	0.00	0	0.00	0	0.00	0.00
58	Cholamandalam Investment & Finance Co	0	0.00	0	0.00	0.00	0	0.00	0	0.00	0.00

		No. of Shares held (III)	As a % of grand total (A)+(B)+(C) (IV)	Pledge Shares (V)	AS a percentage (VI)=(IV)/(III)*100	AS a % of grand total (A) + (B) + (C) of sub-clause (I)(a) (VII)	Number of warrants held (VIII)	As a % total number of warrants of the same class (IX)	Number of convertible securities held (X)	As a % total number of convertible securities of the same class (XI)	(XII)
(A)	(a)										
59	Choi mandalam Securities Ltd.	0	0.00	0	0.00	0.00	0	0.00	0	0.00	0.00
60	Choi mandalam Distribution Services Ltd.	2500100	7.52	0	0.00	0.00	0	0.00	0	0.00	7.52
61	AMM Foundation	0	0.00	0	0.00	0.00	0	0.00	0	0.00	0.00
62	AMM Arunachalam & Sons P Ltd.	14600	0.04	0	0.00	0.00	0	0.00	0	0.00	0.04
63	AMM Vellayan Sons P Ltd.	12094	0.04	0	0.00	0.00	0	0.00	0	0.00	0.04
64	AMM Muthiah Sons P Ltd.	48430	0.15	0	0.00	0.00	0	0.00	0	0.00	0.15
65	Yeinoorkhan Group Estates	0	0.00	0	0.00	0.00	0	0.00	0	0.00	0.00
66	Murugappa & Sons	0	0.00	0	0.00	0.00	0	0.00	0	0.00	0.00
67	Kadamane Estates Company	0	0.00	0	0.00	0.00	0	0.00	0	0.00	0.00
68	Murugappa Educational and Medical Foundation	55502	0.17	0	0.00	0.00	0	0.00	0	0.00	0.17
69	M V Seetha Subbiah Benefit Trust (Mr S Vellayan holds shares on behalf of the Trust as one of the Trustees)	0	0.00	0	0.00	0.00	0	0.00	0	0.00	0.00
70	Valli Subbiah Benefit Trust (Mr S Vellayan holds shares on behalf of the Trust as one of the Trustees)	0	0.00	0	0.00	0.00	0	0.00	0	0.00	0.00
71	M A Alagappan Grand Children's Trust (Mr Arun Alagappan holds shares on behalf of the Trust as one of the Trustees)	141430	0.43	0	0.00	0.00	0	0.00	0	0.00	0.43
72	Arun Murugappan Children's Trust (Mr M A Arunachalam holds shares on behalf of the Trust as one of the Trustees)	116430	0.35	0	0.00	0.00	0	0.00	0	0.00	0.35
73	M A Murugappan Holdings Private Ltd.	14600	0.04	0	0.00	0.00	0	0.00	0	0.00	0.04
74	MM Muthiah Research Foundation	38930	0.12	0	0.00	0.00	0	0.00	0	0.00	0.12
75	AR Lakshmi Achi Trust	13556	0.04	0	0.00	0.00	0	0.00	0	0.00	0.04
76	M V Murugappan	218630	0.66	0	0.00	0.00	0	0.00	0	0.00	0.66
77	M V Murugappan	68910	0.21	0	0.00	0.00	0	0.00	0	0.00	0.21
78	M V Murugappan	0	0.00	0	0.00	0.00	0	0.00	0	0.00	0.00
79	M V Valli Murugappan	103281	0.31	0	0.00	0.00	0	0.00	0	0.00	0.31




[Handwritten signature]



(I)	(II)	(III)	(IV)	(V)	AS a percentage (VI)=(IV)/(III)*100	(VII)	(VIII)	(IX)	(X)	(XI)	(XII)
		No. of Shares held	As a % of grand total (A)+(B)+(C)	Pledge Shares		AS a % of grand total (A)+(B)+(C) of sub-clause (I)(a)	Number of warrants held	As a % total number of warrants of the same class	Number of convertible securities held	As a % total number of convertible securities of the same class	
80	M V Subbiah	18090	0.05	0	0.00	0.00	0	0.00	0	0.00	0.05
81	M V Subbiah	4160	0.01	0	0.00	0.00	0	0.00	0	0.00	0.01
82	M V Subbiah	85165	0.26	0	0.00	0.00	0	0.00	0	0.00	0.26
83	M V Subbiah (HUF)	0	0.00	0	0.00	0.00	0	0.00	0	0.00	0.00
84	M V Seetha Subbiah	49968	0.15	0	0.00	0.00	0	0.00	0	0.00	0.15
85	S Vellayan	284935	0.86	0	0.00	0.00	0	0.00	0	0.00	0.86
86	Kanika Subbiah	0	0.00	0	0.00	0.00	0	0.00	0	0.00	0.00
87	Kabir Subbiah	0	0.00	0	0.00	0.00	0	0.00	0	0.00	0.00
88	Karthik Subbiah	0	0.00	0	0.00	0.00	0	0.00	0	0.00	0.00
89	A Veilayan	284935	0.86	0	0.00	0.00	0	0.00	0	0.00	0.86
90	A Veilayan	960	0.00	0	0.00	0.00	0	0.00	0	0.00	0.00
91	Lalitha Vellayan	4560	0.01	0	0.00	0.00	0	0.00	0	0.00	0.01
92	V Arunachalam	876	0.00	0	0.00	0.00	0	0.00	0	0.00	0.00
93	Nagalakshmi Arunachalam	0	0.00	0	0.00	0.00	0	0.00	0	0.00	0.00
94	V Narayanan	3456	0.01	0	0.00	0.00	0	0.00	0	0.00	0.01
95	A Venkatachalam	284935	0.86	0	0.00	0.00	0	0.00	0	0.00	0.86
96	A Venkatachalam	0	0.00	0	0.00	0.00	0	0.00	0	0.00	0.00
97	Meyammal Venkatachalam	5232	0.02	0	0.00	0.00	0	0.00	0	0.00	0.02
98	Arun Venkatachalam	0	0.00	0	0.00	0.00	0	0.00	0	0.00	0.00
99	MV AR Meenakshi	16764	0.05	0	0.00	0.00	0	0.00	0	0.00	0.05
100	M M Murugappan	457610	1.36	0	0.00	0.00	0	0.00	0	0.00	1.36
101	M M Murugappan	13500	0.04	0	0.00	0.00	0	0.00	0	0.00	0.04
102	M M Murugappan	5120	0.02	0	0.00	0.00	0	0.00	0	0.00	0.02
103	M M Murugappan	0	0.00	0	0.00	0.00	0	0.00	0	0.00	0.00
104	Meenakshi Murugappan	6400	0.02	0	0.00	0.00	0	0.00	0	0.00	0.02
105	M M Muthiah	1800	0.01	0	0.00	0.00	0	0.00	0	0.00	0.01
106	Solachi Muthiah	0	0.00	0	0.00	0.00	0	0.00	0	0.00	0.00
107	M M Veerappan	1800	0.01	0	0.00	0.00	0	0.00	0	0.00	0.01
108	M M Seethalakshmi	61916	0.19	0	0.00	0.00	0	0.00	0	0.00	0.19
109	M Seethalakshmi	0	0.00	0	0.00	0.00	0	0.00	0	0.00	0.00
110	M M Venkatachalam	457610	1.36	0	0.00	0.00	0	0.00	0	0.00	1.36

(I)	(II)	(III)	(IV)	(V)	(VI)	(VII)	(VIII)	(IX)	(X)	(XI)	(XII)
		No. of Shares held	As a % of grand total (A)+(B)+(C)	Pledge Shares	AS a percentage $\frac{(VI)-(M)}{(III)} \times 100$	AS a % of grand total (A) + (B) + (C) of sub-clause (i)(a)	Number of warrants held	As a % total number of warrants of the same class	Number of convertible securities held	As a % total number of convertible securities of the same class	
		(III)	(IV)	(M)	(VI)-(M)/(III)*100	(VII)	(VIII)	(IX)	(X)	(XI)	(XII)
111	M M Venkatachalam	0	0.00	0	0.00	0.00	0	0.00	0	0.00	0.00
112	Lakshmi Venkatachalam	4000	0.01	0	0.00	0.00	0	0.00	0	0.00	0.01
113	Lakshmi Venkatachalam	0	0.00	0	0.00	0.00	0	0.00	0	0.00	0.00
114	M V Muthiah	6000	0.02	0	0.00	0.00	0	0.00	0	0.00	0.02
115	M V Subramanian	0	0.00	0	0.00	0.00	0	0.00	0	0.00	0.00
116	M A Aleagappan	41210	0.12	0	0.00	0.00	0	0.00	0	0.00	0.12
117	M A Aleagappan	10000	0.03	0	0.00	0.00	0	0.00	0	0.00	0.03
118	M A Aleagappan	1600	0.00	0	0.00	0.00	0	0.00	0	0.00	0.00
119	M A Murugappan and M A Aleagappan's Grand Children's Trust (Mr Arun Aleagappan holds shares on behalf of the Trust as one of the Trustees).	0	0.00	0	0.00	0.00	0	0.00	0	0.00	0.00
120	A A Aleagammai	57414	0.17	0	0.00	0.00	0	0.00	0	0.00	0.17
121	Arun Aleagappan	325610	0.98	0	0.00	0.00	0	0.00	0	0.00	0.98
122	A Keerika Unnamalai	0	0.00	0	0.00	0.00	0	0.00	0	0.00	0.00
123	Master Pranav Aleagappan	0	0.00	0	0.00	0.00	0	0.00	0	0.00	0.00
124	M A M Arunachalam	361610	1.09	0	0.00	0.00	0	0.00	0	0.00	1.09
125	M A M Arunachalam	0	0.00	0	0.00	0.00	0	0.00	0	0.00	0.00
126	Sigappi Arunachalam	0	0.00	0	0.00	0.00	0	0.00	0	0.00	0.00
127	AM Meyammai	35400	0.11	0	0.00	0.00	0	0.00	0	0.00	0.11
128	AM Meyammai	10000	0.03	0	0.00	0.00	0	0.00	0	0.00	0.03
129	Master Dhruv Murugappan Arunachalam	0	0.00	0	0.00	0.00	0	0.00	0	0.00	0.00
130	Vedhika Meyammai	0	0.00	0	0.00	0.00	0	0.00	0	0.00	0.00
131	Kartik Investments Trust Ltd	26776	0.08	0	0.00	0.00	0	0.00	0	0.00	0.08
132	Murugappa Management Services Limited	1251712	3.77	0	0.00	0.00	0	0.00	0	0.00	3.77
133	Chola Insurance Services Private Limited	800364	2.41	0	0.00	0.00	0	0.00	0	0.00	2.41
134	V S Bhairavi Trust (M V Subbiah & Kanika Subbiah holds shares on behalf of the Trust)	0	0.00	0	0.00	0.00	0	0.00	0	0.00	0.00
135	K S Shambhavi Trust (M V Subbiah & S Vellayan holds shares on behalf of the Trust)	0	0.00	0	0.00	0.00	0	0.00	0	0.00	0.00
136	Ms. Vasantha Vellayan	0	0.00	0	0.00	0.00	0	0.00	0	0.00	0.00
137	Chola Business Services Ltd	856398	2.58	0	0.00	0.00	0	0.00	0	0.00	2.58
138	Cherry Tin Online Private Limited	0	0.00	0	0.00	0.00	0	0.00	0	0.00	0.00
139	Sabero Organics Mexico S.A. de C.V.	0	0.00	0	0.00	0.00	0	0.00	0	0.00	0.00
	TOTAL	24685017	74.28	0	0.00	0.00	0	0.00	0	0.00	74.28



A

(I)(c)(i) Statement showing holding of securities (including shares, warrants, convertible securities) of persons belonging to the category "Public" and holding more than 2% of the total number of shares						
Sr.No.	Name of the shareholder	Number of shares held	Shares as a percentage of total number of shares (i.e., Grant total (A)-(B)+(C) indicated in Statement at para (i)(a) above)	Details of warrants		Total shares (including underlying shares assuming full conversion of warrants and convertible securities) as a % of diluted share capital
				Number of warrants held	As a % total number of warrants of the same class	
				Details of convertible securities		
				Number of convertible securities held	% wrt total number of convertible securities of the same class	
1	PRESCIENT SECURITIES PRIVATE LIMITED	2500002	7.52	0	0.00	7.52
TOTAL :				0	0.00	7.52



STATEMENT SHOWING DETAILS OF DEPOSITORY RECEIPTS (DRS)			
(II)(a)			
Sr.No.	Type of outstanding DR (ADRs, GDRs, SDRs, etc.)	Number of outstanding DRS	Number of shares underlying outstanding DRS
		0	0
TOTAL :		0	0
			Shares underlying outstanding DRS as a percentage of total number of shares {i.e., Grand Total (A)+(B)+(C) indicated in Statement at Para (I)(a) above}



Statement showing Holding of Depository Receipts (DRs), where underlying shares held by "Promoter/Promoter group" are in excess of 1% of the total number shares.				
(ii)(b)	Type of outstanding DR (ADRs,GDRs,SDRs, etc.)	Number of shares underlying outstanding DRs	Shares underlying outstanding DRs as a percentage of total number of shares (i.e., Grand Total (A)+(B)+(C) indicated in Statement at para(i)(a) above)	
Sr.No.	Name of the DR Holder			
	TOTAL :	0		0



COROMANDEL ENGINEERING COMPANY LTD

(III)(a) Statement showing the voting pattern of shareholders, if more than one class of shares/securities is issued by the issuer as on 31.03.2014							
Category Code	Category of Shareholder	Number of Voting Rights held in each class of securities			Total Voting Rights (III+IV+V)	Total Voting Rights i.e. (IV)	
		Class X EQUITY (III)	Class Y (IV)	Class Z (V)		As a percentage of (A+B)	As a percentage of (A+B+C)
(I)	(II)	(III)	(IV)	(V)	(VI)	(VII)	(VIII)
(A)	PROMOTER AND PROMOTER GROUP						
(1)	INDIAN						
(a)	Individuals / Hindu Undivided Family						
(b)	Central Government / State Government(s)						
(c)	Bodies Corporate						
(d)	Financial Institutions / Banks						
(e)	Any Other - Promoter Trust						
	Sub-Total (A)(1)						
(2)	Foreign						
(a)	Individuals (Non-Resident Individuals/Foreign Individuals)						
(b)	Bodies Corporate						
(c)	Institutions						
(d)	Any Other (Specify)						
	Sub-Total (A)(2)						
	Total Shareholding of Promoter and Promoter Group (A) = (A)(1) + (A)(2)						
(B)	Public shareholding						
(1)	Institutions						
(a)	Mutual Funds/UTI						
(b)	Financial Institutions/Banks						
(c)	Central Government / State Government(s)						
(d)	Venture Capital Funds						
(e)	Insurance Companies						
(f)	Foreign Institutional Investors						
(g)	Foreign Venture Capital Investors						
(h)	Any Other (Specify)						
	Sub-Total (B)(1)						
(2)	Non-institutions						
(a)	Bodies Corporate						
(b)	Individuals						
	i. Individual shareholders holding nominal share capital up to Rs.1 lakh.						
	ii. Individual shareholding nominal share capital in excess of Rs.1 lakh						
(c)	Any Other (Specify)						
	i) Non Resident Indians						
	ii) Foreign Nationals						
	iii) TRUST						
	iv) Clearing Members						
	v) Overseas Corporate Bodies						
	vi) Company Buy Back offer						
	Sub-Total (B)(2)						
	Total Public Shareholding B=B(1)+B(2)						
	TOTAL (A+B)						
(C)	Shares held by Custodians and against which Depository Receipts have been issued						
	GRAND TOTAL (A+B+C)						

Not Applicable

