

## **COUNT N DENIER (INDIA) LIMITED**

Address: Ground Floor, Shop No.12, Tardeo AC Market Building, Tardeo Road, Tardeo, Mumbai - 400034

CIN: L93000MH1994PLC080842

Tel no.: 022 23516221; Email id: [countndenier@gmail.com](mailto:countndenier@gmail.com); Web.: [www.countndenier.in](http://www.countndenier.in)

---

**Date: 15<sup>th</sup> April, 2014**

To

**Bombay Stock Exchange Limited**

Department of Corporate Services

Phiroze Jeejeebhoy Towers,

Dalal Street,

Fort, Mumbai – 400 001.

Dear Sir / Madam;

**Subject: Shareholding Pattern as per Clause 35 of the Listing Agreement**

Please find enclosed herewith Shareholding Pattern as per clause 35 of the Listing Agreement as on 31<sup>st</sup> March, 2014.

Kindly note and acknowledge the receipt.

**For Count N Denier (India) Limited**

  
**Kanchan Parab**  
**Compliance Officer**


Name of the Company	COUNT N DENIER (INDIA) LIMITED# EQU1		
ISIN Code	Quarter Ended	31/03/2014	

Partly Paid-up Shares	No. of partly paid-up shares	As a % of total no. of partly paid-up shares	As a % of total no. of shares of the company
Held by promoter/promoter group	NIL	NIL	NIL
Held by public	NIL	NIL	NIL
Total			

Outstanding convertible securities :-	No. of outstanding securities	As a % of total no. of outstanding convertible securities	As a % of total no. of shares of the company, assuming full conversion of the convertible securities
Held by promoter/promoter group	NIL	NIL	NIL
Held by public	NIL	NIL	NIL
Total			

Warrants:-	No. of warrants	As a % of total no. of warrants	As a % of total no. of shares of the company assuming full conversion of the warrants
Held by promoter/promoter group	NIL	NIL	NIL
Held by public	NIL	NIL	NIL
Total			

Total paid-up capital of the company, assuming full conversion of warrants and convertible securities	3000000
---	---------




(1)(a) Statement showing Shareholding Pattern under Clause 3D of the Listing Agreement

Name of the Company: **COUNT N DENIER (INDIA) LIMITED# EQUI**  
 Scrip Code: \_\_\_\_\_  
 Quarter Ended: **31/03/2014**

Category Code	Category	Shareholder	Number of Shareholders	Total number of shares	Number of shares held in dematerialized form	Total Shareholding as a percentage of total number of shares	As a percentage of (A+B)	As a percentage of (A+B+C)	Number of Shares or otherwise encumbered	Number of Shares pledged or otherwise encumbered	As a percentage
(A)	Shareholding of Promoter and Promoter Group										
1	Indian										
(a)	Individuals / Hindu Undivided Family		1	1447400	1447400	48.25	48.25	48.25	0	0	0.00
(b)	Central Government/ State Government(s)		0	0	0	0.00	0.00	0.00	0	0	0.00
(c)	Bodies Corporate		0	0	0	0.00	0.00	0.00	0	0	0.00
(d)	Financial Institutions/Banks		0	0	0	0.00	0.00	0.00	0	0	0.00
(e)	Any Other (Specify)		0	0	0	0.00	0.00	0.00	0	0	0.00
	(a) Directors		0	0	0	0.00	0.00	0.00	0	0	0.00
	(b) Directors Relative		0	0	0	0.00	0.00	0.00	0	0	0.00
	(c) Person Acting in Concert		0	0	0	0.00	0.00	0.00	0	0	0.00
	Sub Total (A)(1)		1	1447400	1447400	48.25	48.25	48.25	0	0	0.00
2	Foreign										
(a)	Individuals(Non-Resident Individuals/ Foreign Individuals)		0	0	0	0.00	0.00	0.00	0	0	0.00
(b)	Bodies Corporate		0	0	0	0.00	0.00	0.00	0	0	0.00
(c)	Institutions		0	0	0	0.00	0.00	0.00	0	0	0.00
(d)	Qualified Foreign Investor		0	0	0	0.00	0.00	0.00	0	0	0.00
(e)	Any Other (Specify)		0	0	0	0.00	0.00	0.00	0	0	0.00
	Sub Total (A)(2)		0	0	0	0.00	0.00	0.00	0	0	0.00
	Total Shareholding of Promoter and Promoter Group (A)(1)+(A)(2)		1	1447400	1447400	48.25	48.25	48.25	0	0	0.00

Handwritten signature/initials: *SP*




Name of the Company		COUNT N DENIER (INDIA) LIMITED# EQUI						
Scrip Code	Quarter Ended	31/03/2014						
Category	Category Shareholder code	Number of Shareholders	Total number of shares	Number of shares held in dematerialized form	Total Shareholding as a percentage of total number of shares	Number of Shares pledged or otherwise encumbered	As a percentage of (A+B)	As a percentage of (A+B+C)
(B)	Public Shareholding							
1	Institutions							
(a)	Mutual Funds / UTI	1	1500	0	0.05	0.05		
(b)	Financial Institutions / Banks	2	47400	0	1.58	1.58		
(c)	Central Government / State Government(s)	0	0	0	0.00	0.00		
(d)	Venture Capital Funds	0	0	0	0.00	0.00		
(e)	Insurance Companies	0	0	0	0.00	0.00		
(f)	Foreign Institutional Investors	0	0	0	0.00	0.00		
(g)	Foreign Venture Capital Investors	0	0	0	0.00	0.00		
(h)	Qualified Foreign Investor	0	0	0	0.00	0.00		
(i)	Any Other (Specify)	0	0	0	0.00	0.00		
	Sub Total (B)(1)	3	48900	0	1.63	1.63		
2	Non-Institutions							
(a)	Bodies Corporate	16	3973600	268500	13.12	13.12		
(b)	Individuals	3485	763700	25700	25.46	25.46		
(1)	Individual Shareholders holding nominal share capital up to Rs. 1 lakh	11	285300	20000	9.51	9.51		
(11)	Individual Shareholders holding nominal share capital in excess of Rs. 1 lakh	0	0	0	0.00	0.00		
(c)	Qualified Foreign Investor	0	0	0	0.00	0.00		
(d)	Any Other (Specify)	1	57400	0	1.91	1.91		
(a)	N.R.I. (Repeat & Non-Repeat)	0	0	0	0.00	0.00		
(b)	Foreign Corporate Bodies	0	0	0	0.00	0.00		
(c)	Trust	1	3700	3700	0.12	0.12		
(d)	Hindu Undivided Family	0	0	0	0.00	0.00		
(f)	Employees	0	0	0	0.00	0.00		
(h)	Clearing Members	0	0	0	0.00	0.00		
	Sub Total (B)(2)	3514	1503700	317900	50.12	50.12		
	Total Public Shareholding (B)= (B)(1)+(B)(2)	3517	1552600	317900	51.75	51.75		
(C)	TOTAL (A)+(B)	3518	3000000	1765300	100.00	100.00		
	Shares held by Custodians and against Depository Receipts have been issued							
1)	Promoter and Promoter Group	0	0	0	0.00	0.00		
2)	Public	0	0	0	0.00	0.00		
	Sub-Total (C)	0	0	0	0.00	0.00		
	GRAND TOTAL (A)+(B)+(C)	3518	3000000	1765300	100.00	100.00		

State of the Company	INDIA	
Share Code	512520	
Shareholder	S/2/2014	

(1) Statement showing holding of securities (including shares, warrants, convertible securities) of persons belonging to the category "Promoter and Promoter Group"

Sr. No.	Name of the Shareholder	Details of Shares held			Escrowed shares (a)			Details of Warrants			Details of convertible securities		Total Shares (including underlying shares resulting from conversion of warrants and convertible securities as a % of the share capital)
		Number of shares held	As a % of Grand Total (A)+(B)+(C)	Number	As a percentage	As a % of grand total (A)+(B)+(C) of sub-class (D)(a)	Number of warrants held	As a % of total number of warrants of the same class	Number of convertible securities held	As a % of total number of convertible securities of the same class			
1	GRAND TRUST PROMOTER	147000	98.24	0	0.00	0.00	0	0.00	0	0.00	0	0.00	147000
	TOTAL	147000	98.24	0	0.00	0.00	0	0.00	0	0.00	0	0.00	147000


(2) The term "Promoter" has the same meaning as assigned to it in regulation 2(67) of the SEBI Regulations, 2002



Name of the Company	GAMMA H HOLDING (INDIA) LIMITED ERNI	
Stock Code	Number Listed	31/05/2014

CRITICAL Statement showing nature of securities (including warrants convertible securities) or persons belonging to the category "Public" and holding more than 1% of the total number of shares

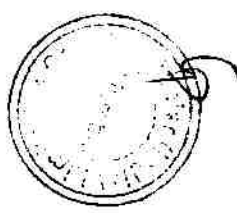
Sr. No.	Name of the Shareholder	Total number of shares	Shares as a % of total number of shares (i.e. Grand Total (A)+(B)(C) indicated in Note-1 (a) at para (D)(a) above)	Details of warrants		Details of convertible securities		Total Shares (including underlying shares remaining full conversion of warrants and convertible securities as a % of diluted share capital)
				Number of warrants held	As a % of total number of warrants of the same class	Number of convertible securities held	As a % of total number of convertible securities of the same class	
1	COMMERCE TRADING PRIVATE LTD	162400	4.75	0	0.00	0	0.00	4.75
2	REVENUE DEVELOPERS PRIVATE LIMITED	125200	4.17	0	0.00	0	0.00	4.17
3	MANUPRAKASH I. PATEL	39400	1.09	0	0.00	0	0.00	1.09
4	S. L. T. PRIVATE LTD	37600	1.04	0	0.00	0	0.00	1.04
5	SWA GROUP SERVICES LIMITED	30000	0.83	0	0.00	0	0.00	0.83
6	MAK OF ANDHRA LIMITED	45300	1.25	0	0.00	0	0.00	1.25
7	WAZIR D. SHAI	41900	1.17	0	0.00	0	0.00	1.17
8	DELITE FINANCE LIMITED	41200	1.15	0	0.00	0	0.00	1.15
9	INDIC BANK HOLDINGS (INDIA) PVT. LT	20000	0.56	0	0.00	0	0.00	0.56
10	TOTAL	336200	10.00	0	0.00	0	0.00	10.00



Name of the Company	COUNT N BEIDER (INDIA) LIMITED ENIT		
ISDP Code	Quarter Ended	31/03/2014	

(D)(C)(11) statement showing holding of securities (including shares, warrants, convertible securities) or persons (together with PFC) belonging to the category "Table" and holding more than 5% of the total number of shares of the company

Sr. No.	Block(s) of the Shareholder(s) and the Persons Acting in Concert (PAC) with them	Number of shares	Shares as a % of total number of shares (i.e. Grand Total (A)+(B)+(C) indicated in Stat-ment at para (D)(a) (above)	Details of Warrants		Details of convertible securities		Total Shares (Including underlying shares assuming full conversion of warrants and convertible securities) as a % of diluted share capital
				Number of Warrants held	As a % total number of warrants of the same class	Number of convertible securities held	% u.p.t. total number of convertible securities of the same class	
1	IDL	0	0.00	0	0.00	0	0.00	0.00
2	TOTAL	0	0.00					0.00



Name of the Company	COBIT N PERER (INDIA) LIMITED ENT		
Share Code		Quarter Ended	31/03/2014

Statement showing details of Locked-In shares

Sl. No.	Name of the Shareholder	Total number of shares	Shares as a % of total number of shares (i.e. Grand Total (D)+(E)+(F) indicated in statement at para (D)(a))	Promoter / Promoter Group / Public
1	CAITAN NUNNI DESHPANDE	1447400	48.25	Promoter/Promoter Group
	TOTAL	1447400	48.25	





Name of the Company	COUNT N DENIER (INDIA) LIMITED# EQU1		
Scrip Code	Quarter Ended	31/03/2014	
(I1)(a)	Statement showing details of Depository Receipts (DRs)		

Br. No.	Type of outstanding DR (ADDRs, GDRs, SDRs, etc.)	Number of outstanding DRs	Total number of shares	Shares underlying outstanding DRs as a % of total number of shares (I.e., GRAND TOTAL (A)+(B)+(C) indicated in statement at para (I)(a) above)
	NIL	NIL	NIL	NIL
	TOTAL			

(I1)(b) Statement showing holding of Depository Receipts (DRs), where underlying shares are in excess of 1% of the total number of shares

Br. No.	Name of the DR Holder	Type of outstanding DR (ADDRs, GDRs, SDRs, etc.)	Number of shares underlying outstanding DRs	Shares underlying outstanding DRs as a % of total number of shares (I.e., GRAND TOTAL (A)+(B)+(C) indicated in statement at para (I)(a) above)
	NIL	NIL	NIL	NIL
	TOTAL			

