



CUBEX TUBINGS LIMITED

(AN ISO 9001:2008 CERTIFIED COMPANY)



Date: 17th April 2014

To
The Bombay Stock Exchange Limited
Phiroze Jeejeebhoy Towers,
Dalal Street, Mumbai – 400 001.

Dear Sir,

Sub: Submission of Shareholding pattern for the Quarter ended on 31st March 2014 –
Clause – 35 of the Listing Agreement.

Scrp Code: 526027

With reference to the captioned subject, we hereby submit the Shareholding pattern of
M/s. **CUBEX TUBINGS LIMITED** for the Quarter ended on 31st March 2014 as per Clause –
35 of the Listing Agreement.

This is for your information and record.

Thanking you,

Yours Truly,

For CUBEX TUBINGS LIMITED

Managing Director.



Enc: a/a

REGD. OFFICE : 1-7-27 TO 34, 2ND FLOOR, SHYAM TOWERS, SD ROAD, SECUNDERABAD - 500 003.
TEL : 040-27817440, 27817436, FAX : 040-27812569

ADMN. OFFICE & FACTORY : SURVEY NOS. 464 & 482, NEAR IDA, PHASE-V, PATANCHERU - 502 320, MEDAK DIST. A.P.
TEL : 08455-285362, 285363, FAX : 08455-241675, email : cubex@rediffmail.com
KOLKATA : 033-22436184, FAX : 28610672, CHENNAI : 044-22483187, FAX : 22484630

Name of the Company :CUBEX TUBINGS LIMITED

Scrip Code:526027		CUBEX TUBINGS LIMITED		EQUITY
Quarter Ended: MAR'2014				
Partly Paid-up Shares:	No.of Partly Paid-up Shares:	As a % of total No. of partly paid-up Shares	As a % of total No. of shares of the company	
Held by promoter/promoter group	0	0	0	
Held by Public	0	0	0	
TOTAL:	0	0	0	
Outstanding Convertible Securites:	No. of outstanding Securities	As a % of total No. of outstanding convertible securities	As a % of total No. of shares of the company, assuming full conversion of the convertible securities	
Held by promoter/promoter group	0	0	0	
Held by Public	0	0	0	
TOTAL:	0	0	0	
Warrants:	No. of Warrants	As a % of total No. of Warrants	As a % of total No. of shares of the company, assuming full conversion of warrants	
Held by promoter/promoter group	0	0	0	
Held by Public	0	0	0	
TOTAL:	0	0	0	
Total paid-up capital of the company, assuming full conversion of warrants and convertible securities		14318975		

For CUBEX TUBINGS LTD.


Director




CTL_Patt_20140331

Table I (a) - Statement Showing Share Holding Pattern

Category code	Category of Shareholder	Number of Shareholders	Total Number of shares	Number of shares held in dematerialised form	Total shareholding as a percentage of total number of shares		Shares pledged or otherwise encumbered	
					As a Percentage of (A+B)1	As a Percentage of (A+B+C)	Number of Shares	As a percentage
(I)	(II)	(III)	(IV)	(V)	(VI)	(VII)	(VIII)	(IX)=(VIII)/(IV)* 100
(A)	Shareholding of Promoter and Promoter Group							
1	Indian							
(a)	Individuals/Hindu Undivided Family	12	562620	473320	3.93	3.93	0	0
(b)	Central Government/State Government(s)	0	0	0	0	0	0	0
(c)	Bodies Corporate	6	5627395	1824292	39.3	39.3	0	0
(d)	Financial Institutions/Banks	0	0	0	0	0	0	0
(e)	Any Others(Specify)	0	0	0	0	0	0	0
(e-i)	Mutual Funds	0	0	0	0	0	0	0
(e-ii)	Trusts	3	10490	0	0.07	0.07	0	0
	Sub Total (A)(1)	21	6200505	2297612	43.3	43.3	0	0
2	Foreign							
(a)	Individuals (Non Resident Individuals/Foreign Individuals)	0	0	0	0	0	0	0
(b)	Bodies Corporate	1	120000	0	0.84	0.84	0	0
(c)	Institutions	0	0	0	0	0	0	0
(d)	Qualified Foreign Investor	0	0	0	0	0	0	0
(e)	Any Others(Specify)	0	0	0	0	0	0	0
(e-i)	Overseas Corporate Bodies	0	0	0	0	0	0	0
(e-ii)		0	0	0	0	0	0	0
	Sub Total (A)(2)	1	120000	0	0.84	0.84	0	0
	Total Shareholding of Promoter and Promoter Group (A)=(A)(1)+(A)(2)	22	6320505	2297612	44.14	44.14	0	0
(B)	Public Shareholding							
1	Institutions							
(a)	Mutual Funds/UTI	3	45600	0	0.32	0.32	0	0
(b)	Financial Institutions/Banks	3	800	0	0.01	0.01	0	0
(c)	Central Government/State Government(s)	1	360	360	0	0	0	0
(d)	Venture Capital Funds	0	0	0	0	0	0	0
(e)	Insurance Companies	0	0	0	0	0	0	0
(f)	Foreign Institutional Investors	0	0	0	0	0	0	0
(g)	Foreign Venture Capital Investors	0	0	0	0	0	0	0
(h)	Qualified Foreign Investor	0	0	0	0	0	0	0
(i)	Any Others(Specify)	0	0	0	0	0	0	0
(i-i)	Foreign Companies	0	0	0	0	0	0	0
(i-ii)		0	0	0	0	0	0	0
	Sub Total (B)(1)	7	46760	360	0.33	0.33	0	0
B2	Non-Institutions							
(a)	Bodies Corporate	135	3488363	304859	24.36	24.36	0	0
(b)	Individuals							
(i)	Individual shareholders holding nominal share capital upto Rs.1 lakh	7103	2672694	2049932	18.67	18.67	0	0
(ii)	Individual shareholders holding nominal share capital in excess of Rs.1 lakh	47	1679622	1667522	11.73	11.73	0	0
(c)	Qualified Foreign Investor	0	0	0	0	0	0	0
(d)	Any Others(Specify)	0	0	0	0	0	0	0
(d-i)	Non Resident Individuals	30	51859	41859	0.36	0.36	0	0
(d-ii)	Overseas Corporate Bodies	5	50200	0	0.35	0.35	0	0
(d-iii)	Trusts	0	0	0	0	0	0	0
(d-iv)	Employees	0	0	0	0	0	0	0
(d-v)	Clearing Members	20	8972	8972	0.06	0.06	0	0
(d-vi)	Foreign Nationals	0	0	0	0	0	0	0
	Sub Total (B)(2)	7340	7951710	4073144	55.53	55.53	0	0
	Total Public Shareholding (B)=(B)(1)+(B)(2)	7347	7998470	4073504	55.86	55.86	0	0
	Total (A)+(B)	7369	14318975	6371116	100	100	0	0
(C)	Shares held by Custodians and against Depository Receipts have been issued							
1	Shareholding of Promoter and Promoter Group	0	0	0	0	0	0	0
2	Public Shareholding	0	0	0	0	0	0	0
	Grand Total (A)+(B)+(C)	7369	14318975	6371116	100	100	0	0

CTL_Patt_201402



For CUBEX TUBINGS LTD.

Director

Notes	

For CUBEX TUBINGS LTD.

ho
Director




(i)(b) Statement showing holding of securities (including shares, warrants, convertible securities) of persons belonging to the category "Promoter and Promoter Group"

Sr No	Name of the Shareholders	Details of Shares held		Encumbered shares(*)			Details of warrants		Details of convertible securities		Total shares (including underlying shares assuming full conversion of warrants and convertible securities) as a % of diluted share capital
		Number of Shares	As a % of grand Total (A)+(B)+(C)	Number	As a Percentage (V)/(VI)*100	As a % of grand total (A)+(B)+(C) of sub-class (VII)	Number of warrants held	As a % total number of warrants of the same class	Number of Convertible securities held	As a % total number of securities of the same class	
(i)	(ii)	(iii)	(iv)	(v)	(vi)	(vii)	(viii)	(ix)	(x)	(xi)	(xii)
1	CUBEX SECURITIES LIMITED	1561777	1.13	0	0	0	0	0	0	0	1.13
2	NADOL TRADING PVT LTD	1300000	9.08	0	0	0	0	0	0	0	9.08
3	MAVY TRADING PVT LTD	825000	5.76	0	0	0	0	0	0	0	5.76
4	NADOL TRADING PVT LTD	825000	5.76	0	0	0	0	0	0	0	5.76
5	MAVY TRADING PVT LTD	800000	5.59	0	0	0	0	0	0	0	5.59
6	PUSHRAJ BHANDARI	282390	1.97	0	0	0	0	0	0	0	1.97
7	MCHINDEVI BHANDARI	138700	0.97	0	0	0	0	0	0	0	0.97
8	HIMTEX TRADING PTE LTD	120000	0.85	0	0	0	0	0	0	0	0.85
9	VIRENDRA BHANDARI	86280	0.6	0	0	0	0	0	0	0	0.6
10	VEENA BHANDARI	32600	0.23	0	0	0	0	0	0	0	0.23
11	MAKESH METAL INDUSTRIES (P) LTD	10000	0.07	0	0	0	0	0	0	0	0.07
12	MRS PATASI BAI	7500	0.05	0	0	0	0	0	0	0	0.05
13	B.S.P TRUST	5000	0.03	0	0	0	0	0	0	0	0.03
14	ANANT BOTHRA	4800	0.03	0	0	0	0	0	0	0	0.03
15	BHANDARI PRIVATE TRUST	4580	0.03	0	0	0	0	0	0	0	0.03
16	VEERENDRA KUMAR	2900	0.02	0	0	0	0	0	0	0	0.02
17	P.R BHANDARI	2300	0.02	0	0	0	0	0	0	0	0.02
18	KIRAN BHANDARI	2000	0.01	0	0	0	0	0	0	0	0.01
19	P.R BHANDARI	1740	0.01	0	0	0	0	0	0	0	0.01
20	KIRAN	1410	0.01	0	0	0	0	0	0	0	0.01
21	B.S.P TRUST	810	0.005	0	0	0	0	0	0	0	0.005
22	Swarnim Metals Private Limited	5618	0.04	0	0	0	0	0	0	0	0.04
	Total:	6328505	44.14	0	0	0	0	0	0	0	44.14

(*) The term "encumbrance" has the same meaning as assigned to it in regulation 28(3) of the SAST Regulations, 2011.

For CUBEX TUBINGS LTD.

Director




(f)(C)(i) Statement showing holding of securities (including shares, warrants, convertible securities) of persons belonging to the category "Public" and holding more than 1% of the total number of shares

Sr No	Name of the Shareholders	Number of Shares held	Shares as a percentage of total number of shares (i.e., Grand Total (A)+(B)+(C) indicated in Statement at para (i)(a) above)	Details of warrants		Details of convertible securities		Total shares (including underlying shares assuming full conversion of warrants and convertible securities) as a % of diluted share capital
				Number of warrants held	As a % total number of warrants of the same class	Number of Convertible securities held	As a % total number of securities of the same class	
1	SWARNIM AVENUES PVT LTD	1500000	10.48	0	0	0	0	10.48
2	ENSPIRE INSTITUTE OF PROF. STUDIES PVT LTO	900000	6.29	0	0	0	0	6.29
3	SWARNIM AVENUES PVT LTD	500000	3.49	0	0	0	0	3.49
4	ENSPIRE INSTITUTE OF PROF. STUDIES PVT LTD	250000	1.75	0	0	0	0	1.75
5	MITA DIPAK SHAH	240000	1.68	0	0	0	0	1.68
6	DIPAK KANAYALAL SHAH	175000	1.22	0	0	0	0	1.22
7	DHEERAJ KUMAR LORIA	149277	1.04	0	0	0	0	1.04
	Total:	3714277	25.95	0	0	0	0	25.95

For CUBEX TUBINGS LTD.

Director



(i) (C) (ii) Statement showing holding of securities (including shares, warrants, convertible securities) of persons (together with PAC) belonging to the category "Public" and holding more than 5% of the total number of shares of the company

Sr No	Name(s) of the Shareholder(s) and Persons Acting in Concert (PAC) with them	Number of Shares held	Shares as a percentage of total number of shares (i.e., Grand Total (A)+(B)+(C) Indicated in Statement at para (i)(a) above)	Details of warrants		Details of convertible securities		Total shares (including underlying shares assuming full conversion of warrants and convertible securities) as a % of diluted share capital
				Number of warrants held	As a % total number of warrants of the same class	Number of Convertible securities held	As a % total number of securities of the same class	
1	SWARNIM AVENUES PVT LTD	1500000	10.48	0	0	0	0	10.48
2	ENSPIRE INSTITUTE OF PROF. STUDIES PVT LTD	900000	6.29	0	0	0	0	6.29
	Total:	2400000	16.77	0	0	0	0	16.77

For CUBEX TUBINGS LTD.



Director



(i)(d) Statement showing details of locked-in shares

Sr No	Name of the Shareholders	Number of Shares	Shares as a percentage of total number of shares (i.e., Grand Total (A)+(B)+(C) indicated in Statement at para (i)(a) above)	Promoter / Promoter Group / Public
1	NADOL TRADING PVT LTD	1300000	9.08	PROMOTER/PROMOTER GROUP
2	MAVV TRADING PVT LTD	825000	5.76	PROMOTER/PROMOTER GROUP
3	NADOL TRADING PVT LTD	825000	5.76	PROMOTER/PROMOTER GROUP
4	MAVV TRADING PVT LTD	800000	5.59	PROMOTER/PROMOTER GROUP
5	SWARNIM AVENUES PVT LTD	500000	3.49	PUBLIC
6	ENSPIRE INSTITUTE OF PROF. STUDIES PVT LTD	250000	1.75	PUBLIC
7	CARE ACADEMY OF RESEARCH & EDU PVT LTD	6665	0.05	PUBLIC
8	PANCHTHIRTH IMPEX PVT LTD	3910	0.03	PUBLIC
	Total:	4510575	31.51	

For CUBEX TUBINGS LTD.


he
Director



(II)(a) Statement showing details of Depository Receipts (DRs)

Sr No	Type of outstanding DR (ADRs, GDRs, SDRs, etc.)	Number of outstanding DRs	Number of Shares underlying outstanding DRs	Shares underlying outstanding DRs as a percentage of total number of shares (i.e., Grand Total (A)+(B)+(C) indicated in Statement at para (I)(a) above)
Total:		0	0	0

For CUBEX TUBINGS LTD.




Director



(ii)(b) Statement showing holding of Depository Receipts (DRs), where underlying shares held by 'promoter/promoter group' are in excess of 1% of the total number of shares

Sr No	Name of the DR Holder	Type of outstanding DR (ADRs, GDRs, SDRs, etc.)	Number of Shares underlying outstanding DRs	Shares underlying outstanding DRs as a percentage of total number of shares (i.e., Grand Total (A)+(B)+(C) indicated in Statement at para (i)(a) above)
			0	0
	Total:		0	0

For CUBEX TUBINGS LTD.


Director

(III) (a) Statement showing the voting pattern of shareholders if more than one class of shares/securities is issued by the issuer. Give description of voting rights for each class of security
 Class X: Equity
 Class Y: Not Applicable
 Class Z: Not Applicable

Category code (I)	Category of Shareholder (II)	Number of Voting Rights held in each class of securities			Total Voting Rights (III+IV+V) (VI)	Total Voting Rights i.e. (VI)	
		Class X (III)	Class Y (IV)	Class Z (V)		As a percentage of (A+B) (VII)	As a percentage of (A+B+C) (VIII)
(A)	Shareholding of Promoter and Promoter Group						
1	Indian						
(e)	Individuals/Hindu Undivided Family	562620	0	0	562620	3.93	3.93
(b)	Central Government/State Government(s)	0	0	0	0	0	0
(c)	Bodies Corporate	5627395	0	0	5627395	39.26	39.26
(d)	Financial Institutions/Banks	0	0	0	0	0	0
(e)	Any Others(Specify)	0	0	0	0	0	0
(e-i)	Mutual Funds	0	0	0	0	0	0
(e-ii)	Trusts	10490	0	0	10490	0.07	0.07
	Sub Total (A)(1)	6200505	0	0	6200505	43.3	43.3
2	Foreign						
(a)	Individuals (Non Resident Individuals/Foreign Individuals)	0	0	0	0	0	0
(b)	Bodies Corporate	120000	0	0	120000	0.84	0.84
(c)	Institutions	0	0	0	0	0	0
(d)	Qualified Foreign Investor	0	0	0	0	0	0
(e)	Any Others(Specify)	0	0	0	0	0	0
(e-i)	Overseas Corporate Bodies	0	0	0	0	0	0
(e-ii)		0	0	0	0	0	0
	Sub Total (A)(2)	120000	0	0	120000	0.84	0.84
	Total Shareholding of Promoter and Promoter Group (A)=(A)(1)+(A)(2)	6320505	0	0	6320505	44.14	44.14
(B)	Public Shareholding						
1	Institutions						
(a)	Mutual Funds/UTI	45600	0	0	45600	0.32	0.32
(b)	Financial Institutions/Banks	800	0	0	800	0.01	0.01
(c)	Central Government/State Government(s)	360	0	0	360	0	0
(d)	Venture Capital Funds	0	0	0	0	0	0
(e)	Insurance Companies	0	0	0	0	0	0
(f)	Foreign Institutional Investors	0	0	0	0	0	0
(g)	Foreign Venture Capital Investors	0	0	0	0	0	0
(h)	Qualified Foreign Investor	0	0	0	0	0	0
(i)	Any Others(Specify)	0	0	0	0	0	0
(i-i)	Foreign Companies	0	0	0	0	0	0
(i-ii)		0	0	0	0	0	0
	Sub Total (B)(1)	46760	0	0	46760	0.33	0.33
B2	Non-Institutions						
(a)	Bodies Corporate	3488363	0	0	3488363	24.36	24.36
(b)	Individuals						
(i)	Individual Shareholders holding nominal share capital upto Rs.1 lakh	2672694	0	0	2672694	18.67	18.67
(ii)	Individual Shareholders holding nominal share capital in excess of Rs.1 lakh	1679622	0	0	1679622	11.73	11.73
(c)	Qualified Foreign Investor	0	0	0	0	0	0
(d)	Any Others(Specify)	0	0	0	0	0	0
(d-i)	Non Resident Individuals	51859	0	0	51859	0.36	0.36
(d-ii)	Overseas Corporate Bodies	50200	0	0	50200	0.35	0.35
(d-iii)	Trusts	0	0	0	0	0	0
(d-iv)	Employees	0	0	0	0	0	0
(d-v)	Clearing Members	8972	0	0	8972	0.06	0.06
(d-vi)	Foreign Nationals	0	0	0	0	0	0
	Sub Total (B)(2)	7951710	0	0	7951710	55.53	55.53
	Total Public Shareholding (B)=(B)(1)+(B)(2)	7998470	0	0	7998470	55.86	55.86
	Total (A)+(B)	14318975	0	0	14318975	100	100
(C)	Shares held by Custodians and against Depository Receipts have been Issued						
1	Shareholding of Promoter and Promoter Group	0	0	0	0	0	0
2	Public Shareholding	0	0	0	0	0	0
	Grand Total (A)+(B)+(C)	14318975	0	0	14318975	100	100

CTL_Patt_20140331



For CUBEX TUBINGS LTD.

Director