



14th April, 2014

National Stock Exchange of India Limited
Exchange Plaza, Fifth Floor
Plot no. C/1, G- Block
Bandra Kula Complex
Bandra (E), Mumbai – 400051

✓ BSE Limited
15th Floor, P J Towers
Dalal Street, Mumbai - 400001

Sub: - Shareholding Pattern under clause 35 of the Listing Agreement


Dear Sir/ Madam,

Please find enclosed Shareholding Pattern of Den Networks Limited for the quarter ended 31st March 2014 in Compliance with clause 35 of the Listing Agreement and in format specified there under.

You are requested to take note of the same.

Thanking You,
Yours faithfully

For DEN Networks Limited



Jatin Mahajan
(Company Secretary)



DEN Networks Limited

236, Okhla Industrial Estate, Phase-III, New Delhi - 110 020
T: +91 11 40522200, F: +91 11 40522203, W: www.dennetworks.com


CIN No. : L92400DL2007PLC165673

(1)(a) STATEMENT SHOWING SHAREHOLDING PATTERN IN CLAUSE-35


NAME OF THE COMPANY: DEN NETWORKS LIMITED		Name of the Scrip: DEN	
SCRIP CODE:	533137		
Class of Security:	EQUITY		
QUARTER ENDED:	31/03/2014		
Partly paid-up shares	No. of partly paid-up shares	As a % of total no. of partly paid-up shares	As a % of total no. of shares of the Company.
Held by promoter/promoter group	0	0	0
Held by Public	0	0	0
Total:	0	0	0
Outstanding convertible securities:	No. of outstanding securities	As a % of total no. of outstanding convertible securities.	As a % of total no. of shares of the Company assuming full conversion of the convertible securities
Held by promoter/promoter group	0	0	0
Held by Public	0	0	0
Total:	0	0	0
Warrants:	No. of warrants	As a % of total no. of warrants	As a % of total no. of shares of the Company, assuming full conversion of warrants
Held by promoter/promoter group	0	0	0
Held by Public	0	0	0
Total:	0	0	0
Total paid-up capital of the Company, assuming full conversion of warrants and convertible securities	17,81,99,806	0	100



CATEGORY CODE	CATEGORY OF SHAREHOLDER	NO OF SHAREHOLDERS	TOTAL NUMBER OF SHARES	NO OF SHARES HELD IN DEMATERIALIZED FORM	TOTAL SHAREHOLDING AS A % OF TOTAL NO OF SHARES		SHARES PLEDGE OR OTHERWISE ENCUMBERED	
					As a PERCENTAGE of (A+B)	(VI)	As a PERCENTAGE of (A+B+C)	(VII)
(I)	(II)	(III)	(IV)	(V)	(VI)	(VII)	(VIII)	(IX)=(VIII)/(IV)*100
(A)	PROMOTER AND PROMOTER GROUP							
(1)	INDIAN							
(a)	Individual /HUF	3	5,08,07,950	5,08,07,950	28.51	28.51	0.00	0.00
(b)	Central Government/State Government(s)	0	0	0	0.00	0.00	0.00	0.00
(c)	Bodies Corporate	3	2,05,52,470	2,05,52,470	11.53	11.53	0.00	0.00
(d)	Financial Institutions / Banks	0	0	0	0.00	0.00	0.00	0.00
(e)	Others	0	0	0	0.00	0.00	0.00	0.00
	Sub-Total A(1) :	6	7,13,60,420	7,13,60,420	40.05	40.05	0.00	0.00
(2)	FOREIGN							
(a)	Individuals (NRIs/Foreign Individuals)	0	0	0	0.00	0.00	0.00	0.00
(b)	Bodies Corporate	0	0	0	0.00	0.00	0.00	0.00
(c)	Institutions	0	0	0	0.00	0.00	0.00	0.00
(d)	Qualified Foreign Investor	0	0	0	0.00	0.00	0.00	0.00
(e)	Others	0	0	0	0.00	0.00	0.00	0.00
	Sub-Total A(2) :	0	0	0	0.00	0.00	0.00	0.00
	Total A=A(1)+A(2)	6	7,13,60,420	7,13,60,420	40.05	40.05	0.00	0.00
(B)	PUBLIC SHAREHOLDING							
(1)	INSTITUTIONS							
(a)	Mutual Funds /UTI	16	33,52,985	33,52,985	1.88	1.88	0.00	0.00
(b)	Financial Institutions /Banks	3	18,94,529	18,94,529	1.06	1.06	0.00	0.00
(c)	Central Government / State Government(s)	0	0	0	0.00	0.00	0.00	0.00
(d)	Venture Capita Funds	0	0	0	0.00	0.00	0.00	0.00
(e)	Insurance Companies	0	0	0	0.00	0.00	0.00	0.00
(f)	Foreign Institutional Investors	61	2,99,00,930	2,99,00,930	16.78	16.78	0.00	0.00
(g)	Foreign Venture Capital Investors	0	0	0	0.00	0.00	0.00	0.00
(h)	Qualified Foreign Investor	1	11,05,883	11,05,883	0.62	0.62	0.00	0.00
(i)	Others	0	0	0	0.00	0.00	0.00	0.00
	Sub-Total B(1) :	81	3,62,54,327	3,62,54,327	20.34	20.34	0.00	0.00
(2)	NON-INSTITUTIONS							
(a)	Bodies Corporate	287	1,78,22,578	1,78,22,578	10.00	10.00	0.00	0.00
(b)	Individuals							
	(f) Individuals Holding nominal share capital upto Rs.1 lakh	5,585	12,70,360	11,77,521	0.71	0.71	0.00	0.00



CATEGORY CODE	CATEGORY OF SHAREHOLDER	NO OF SHAREHOLDERS	TOTAL NUMBER OF SHARES	NO OF SHARES HELD IN DEMATERIALIZED FORM	TOTAL SHAREHOLDING AS A % OF TOTAL NO OF SHARES		SHARES PLEDGE OR OTHERWISE ENCUMBERED	
					AS a PERCENTAGE of (A+B)	AS a PERCENTAGE of (A+B+C)	NUMBER OF SHARES	AS a PERCENTAGE
(I)	(II)	(III)	(IV)	(V)	(VI)	(VII)	(VIII)	(IX)=(VIII)/(IV)*100
	(ii) Individuals holding nominal share capital in excess of Rs.1 lakh	80	94,58,678	93,20,888	5.31	5.31		
(c)	Others							
	FOREIGN BODIES	5	4,08,48,110	4,08,48,110	22.92	22.92		
	NON RESIDENT INDIANS	75	36,990	36,990	0.02	0.02		
	CLEARING MEMBERS	93	11,48,343	11,48,343	0.64	0.64		
(d)	Qualified Foreign Investor	0	0	0	0.00	0.00		
	Sub-Total B(2) :	6,125	7,05,85,059	7,03,54,430	39.61	39.61		
	Total B=B(1)+B(2) :	6,206	10,68,39,386	10,66,08,757	59.95	59.95		
	Total (A+B) :	6,212	17,81,99,806	17,79,69,177	100.00	100.00		
(C)	Shares held by custodians, against which Depository Receipts have been issued							
(1)	Promoter and Promoter Group							
(2)	Public	0	0	0	0.00	0.00		
	GRAND TOTAL (A+B+C) :	6,212	17,81,99,806	17,79,69,177	100.00	100.00	0.00	0.00




(I)(b) Sr.No	Statement showing holding of securities (including shares, warrants, convertible securities) of persons belonging to the category "Promoter and Promoter Group"										Total Shares (including underlying shares assuming full conversion of warrants and convertible securities) as a % of diluted share capital	
	Details of Shares held			Encumbered shares (*)			Details of Warrants			Details of convertible securities		
Name of the Shareholder	No. of Shares held	As a % of grand total (A)+(B)+(C)	Pledge Shares	AS a percentage (VI)=(V)/(III)*100	AS a % of grand total (A) + (B) + (C) of sub-clause (I)(a)	Number of warrants held	As a % total number of warrants of the same class	Number of convertible securities held	As a % total number of convertible securities of the same class	(X)	(XI)	(XII)
(II)	(III)	(IV)	(V)	(VI)=(V)/(III)*100	(VII)	(VIII)	(IX)	(X)	(XI)			
1	SAMEER MANCHANDA	4,66,54,550	26.18	0	0.00	0	0.00	0	0.00	0	0.00	26.18
2	LUCID SYSTEMS PRIVATE LIMITED	1,60,00,000	8.98	0	0.00	0	0.00	0	0.00	0	0.00	8.98
3	VERVE ENGINEERING PRIVATE LIMITED	45,29,670	2.54	0	0.00	0	0.00	0	0.00	0	0.00	2.54
4	KAVITA MANCHANDA	37,57,500	2.11	0	0.00	0	0.00	0	0.00	0	0.00	2.11
5	SANJEEV MANCHANDA	3,95,900	0.22	0	0.00	0	0.00	0	0.00	0	0.00	0.22
6	ACCESS EQUITY PVT LTD	22,800	0.01	0	0.00	0	0.00	0	0.00	0	0.00	0.01
	TOTAL :	7,13,60,420	40.05	0	0.00	0	0.00	0	0.00	0	0.00	40.05



(i)(c)(i) Statement showing holding of securities (including shares, warrants, convertible securities) of persons belonging to the category "Public" and holding more than 1% of the total number of shares									
Sr.No.	Name of the shareholder	Number of shares held	Shares as a percentage of total number of shares (i.e., Grant total (A)+(B)+(C) indicated in Statement at para (i)(a) above}	Details of warrants			Details of convertible securities		Total shares (including underlying shares assuming full conversion of warrants and convertible securities) as a % of diluted share capital)
				Number of warrants held	As a % total number of warrants of the same class	Number of convertible securities held	% w.r.t total number of convertible securities of the same class		
1	BROAD STREET INVESTMENTS (SINGAPORE) PTE. LTD	2,88,25,713	16.18	0	0.00	0	0.00	16.18	
2	STANDARD CHARTERED IL AND FS ASIA INFRASTRUCTURE G	58,40,009	3.28	0	0.00	0	0.00	3.28	
3	COLLEGE RETIREMENT EQUITIES FUND - STOCK ACCOUNT	41,90,747	2.35	0	0.00	0	0.00	2.35	
4	MBD BRIDGE STREET 2013 INVESTMENTS (SINGAPORE) PTE	28,82,671	1.62	0	0.00	0	0.00	1.62	
5	INDUS CAPITAL ADVISORS (UK) LLP A/C INDUS INDIA FUND (MAURITIUS) LIMITED	28,02,075	1.57	0	0.00	0	0.00	1.57	
6	TARA INDIA HOLDINGS A LTD	27,48,253	1.54	0	0.00	0	0.00	1.54	
7	EMERGING INDIA FOCUS FUNDS	24,49,651	1.37	0	0.00	0	0.00	1.37	
8	IL AND FS TRUST COMPANY LIMITED	23,26,051	1.31	0	0.00	0	0.00	1.31	
9	ROUTE ONE INVESTMENT COMPANY, L.P. A/C ROUTE ONE FUND I, L.P.	21,40,775	1.20	0	0.00	0	0.00	1.20	
10	COLLEGE RETIREMENT EQUITIES FUND - GLOBAL EQUITIES ACCOUNT	20,06,779	1.13	0	0.00	0	0.00	1.13	
11	ROUTE ONE INVESTMENT COMPANY, L.P. A/C ROUTE ONE OFFSHORE MASTER FUND L.P.	19,51,104	1.09	0	0.00	0	0.00	1.09	
12	LIFE INSURANCE CORPORATION OF INDIA	18,85,299	1.06	0	0.00	0	0.00	1.06	
	TOTAL :	6,00,49,527	33.70	0	0.00	0	0.00	33.70	




Statement showing holding of securities (including shares, warrants, convertible securities) of persons (together with PAC) belonging to the category "Public" and holding more than 5% of the total number of shares of the company								
Sr.No.	Name(s) of the shareholder(s) and the Persons Acting in Concert (PAC) with them	Number of shares held	Shares as a percentage of total number of shares {i.e., Grant total (A)+(B)+(C) indicated in Statement at para (i)(a) above}	Details of warrants		Total shares (including underlying shares assuming full conversion of warrants and convertible securities) as a % of diluted share capital)		
				Number of warrants held	As a % total number of warrants of the same class		Number of convertible securities held	% w.r.t total number of convertible securities of the same class
1	BROAD STREET INVESTMENTS (SINGAPORE) PTE. LTD	2,88,26,713	16.18	0	0.00	0	0.00	16.18
TOTAL :		2,88,26,713	16.18	0	0.00	0	0.00	16.18



STATEMENT SHOWING DETAILS OF LOCKED-IN SHARES"				
(i)(d)	Name of the shareholder	Number of locked-in shares	Locked-in shares as a (%) percentage of total number of shares (i.e, Grand Total (A)+(B)+(C) Indicated in Statement at para (i)(a) above}	Promoter/Promoter Group/Public
1	BROAD STREET INVESTMENTS (SINGAPORE)PTE. LTD	2,88,26,713	16.18	PUBLIC
2	MBD BRIDGE STREET 2013 INVESTMENTS (SINGAPORE) PTE	28,82,671	1.62	PUBLIC
	TOTAL :	3,17,09,384	17.79	



STATEMENT SHOWING DETAILS OF DEPOSITORY RECEIPTS (DRS)			
(ii)(a)	Type of outstanding DR (ADRs, GDRs, SDRs, etc.)	Number of outstanding DRs	Number of shares underlying outstanding DRS
		0	
	TOTAL :	0	0
			Shares underlying outstanding DRS as a percentage of total number of shares {i.e., Grand Total (A)+(B)+(C) indicated in Statement at Para(i)(a) above}



Statement showing Holding of Depository Receipts (DRs), where underlying shares held by "Promoter/Promoter group" are in excess of 1% of the total number shares.				
(II)(b)				
Sr.No.	Name of the DR Holder	Type of outstanding DR (ADRs, GDRs, SDRs, etc.)	Number of shares underlying outstanding DRs	Shares underlying outstanding DRs as a percentage of total number of shares (i.e., Grand Total (A)+(B)+(C) indicated in Statement at para(I)(a) above)
			0	0
TOTAL :			0	0

