

From Corporate Office: 510, A Wing, Kohinoor City C-1  
Kiroi Road, Off L.B.S. Marg, Kurla (W)  
Mumbai - 400 070, India  
T: +91 22 6708 2600 / 2500  
F: +91 22 6708 2599



09<sup>th</sup> April, 2014

Bombay Stock Exchange  
Phiroze Jeejeebhoy Towers,  
Dalal Street,  
Mumbai - 400 001.

**Scrip code: 509152**

**Sub : Revised Clause 35 of the Listing Agreement**

Dear Sir,

Please find enclosed herewith Shareholding pattern of our Company for the quarter ended 31<sup>st</sup> March, 2014 pursuant to Clause 35 of the Listing Agreement.

Kindly acknowledge receipt.

Thanking you,

Yours truly,  
for GRP Ltd.

**Ganesh A. Ghangurde**  
President & Chief Financial Officer & Company Secretary

Encl : a/a

GRP Ltd. - Formerly known as Gujarat Reclaim & Rubber Products Ltd.

Registered Office:

Plot No. 8, G.I.D.C., Ankleshwar - 393 002, Dist. Bharuch, Gujarat, India

T: +91 2646 250471 / 251204 / 650433 F: +91 2646 251622

[www.grpweb.com](http://www.grpweb.com)

## Introductory sub-table (I)(a)


Name of the Company: GRP LIMITED			
Scrip Code: 509152, Name of the scrip : GRPLTD, class of security: EQUITY			
Quarter ended: MARCH-2014			
Partly paid-up shares:-	No. of partly paid-up shares	As a % of total no. of partly paid-up shares	As a % of total no. of shares of the company
Held by promoter/promoter group	0	0	0
Held by public	0	0	0
<b>Total</b>	<b>0</b>	<b>0</b>	<b>0</b>
Outstanding convertible securities:-	No. of outstanding securities	As a % of total no. of outstanding convertible securities	As a % of total no. of shares of the company, assuming full conversion of the convertible securities
Held by promoter/promoter group	0	0	0
Held by public	0	0	0
<b>Total</b>	<b>0</b>	<b>0</b>	<b>0</b>
Warrants:-	No. of warrants	As a % of total no. of warrants	As a % of total no. of shares of the company, assuming full conversion of warrants
Held by promoter/promoter group	0	#DIV/0!	0
Held by public	0	#DIV/0!	0
<b>Total</b>	<b>0</b>	<b>#DIV/0!</b>	<b>0</b>
Total paid-up capital of the company, assuming full conversion of warrants and convertible securities		1333333	

MS




Statement Showing Shareholding Pattern								
Category code	Category of Shareholder	Number of Shareholders	Table (I)(a)		Total shareholding as a percentage of total number of shares		Shares Pledged or otherwise encumbered	
			Total number of shares	Number of shares held in dematerialized form	As a percentage of (A+B) <sup>1</sup>	As a percentage of (A+B+C)	Number of shares	As a percentage
(I)	(II)	(III)	(IV)	(V)	(VI)	(VII)	(VIII)	(IX) = (VIII)/(IV)*100
<b>(A)</b>	<b>Shareholding of Promoter and Promoter Group<sup>2</sup></b>							
<b>1</b>	<b>Indian</b>							
(a)	Individuals/ Hindu Undivided Family	29	516669	514333	38.75	38.75	0.00	0.00
(b)	Central Government/ State Government(s)	0	0	0	0.00	0.00	0.00	0.00
(c)	Bodies Corporate	3	115797	115797	8.68	8.68	0.00	0.00
(d)	Financial Institutions/ Banks	0	0	0	0.00	0.00	0.00	0.00
(e)	Any Others(Specify)	0	0	0	0.00	0.00	0.00	0.00
(e-i)		0	0	0	0.00	0.00	0.00	0.00
(e-ii)		0	0	0	0.00	0.00	0.00	0.00
	<b>Sub Total(A)(1)</b>	<b>32</b>	<b>632466</b>	<b>630130</b>	<b>47.43</b>	<b>47.43</b>	<b>0.00</b>	<b>0.00</b>
<b>2</b>	<b>Foreign</b>							
a	Individuals (Non-Residents Individuals/ Foreign Individuals)	0.00	0.00	0.00	0.00	0.00	0.00	0.00
b	Bodies Corporate	0.00	0.00	0.00	0.00	0.00	0.00	0.00
c	Institutions	0.00	0.00	0.00	0.00	0.00	0.00	0.00
d	Qualified Foreign Investor	0.00	0.00	0.00	0.00	0.00	0.00	0.00
e	Any Others(Specify)	0.00	0.00	0.00	0.00	0.00	0.00	0.00
e-i		0.00	0.00	0.00	0.00	0.00	0.00	0.00
e-ii								
	<b>Sub Total(A)(2)</b>	<b>0.00</b>	<b>0.00</b>	<b>0.00</b>	<b>0.00</b>	<b>0.00</b>	<b>0.00</b>	<b>0.00</b>
	<b>Total Shareholding of Promoter and Promoter Group (A)= (A)(1)+(A)(2)</b>	<b>32</b>	<b>632466</b>	<b>630130</b>	<b>47.43</b>	<b>47.43</b>	<b>0</b>	<b>0.00</b>
<b>(B)</b>	<b>Public shareholding</b>							
<b>1</b>	<b>Institutions</b>							
(a)	Mutual Funds/ UTI	1	50	0	0.00	0.00	0.00	0.00
(b)	Financial Institutions / Banks	0	0	0	0.00	0.00	0.00	0.00
(c)	Central Government/ State Government(s)	0	0	0	0.00	0.00	0.00	0.00
(d)	Venture Capital Funds	0	0	0	0.00	0.00	0.00	0.00
(e)	Insurance Companies	0	0	0	0.00	0.00	0.00	0.00
(f)	Foreign Institutional Investors	0	0	0	0.00	0.00	0.00	0.00
(g)	Foreign Venture Capital Investors	0	0	0	0.00	0.00	0.00	0.00
(h)	Qualified Foreign Investor	0	0	0	0.00	0.00	0.00	0.00
(i)	Any Other (specify)	0	0	0	0.00	0.00	0.00	0.00
(i-ii)		0	0	0	0.00	0.00	0.00	0.00
(i-ii)								
	<b>Sub-Total (B)(1)</b>	<b>1</b>	<b>50</b>	<b>0</b>	<b>0.00</b>	<b>0.00</b>	<b>0.00</b>	<b>0.00</b>
<b>B 2</b>	<b>Non-institutions</b>							
(a)	Bodies Corporate	74	53665	51348	4.02	4.02	0.00	0.00
(b)	Individuals				0.00	0.00	0.00	0.00
I	i. Individual shareholders holding nominal share capital up to Rs 1 lakh	2054	378432	316423	28.38	28.38	0.00	0.00
II	ii. Individual shareholders holding nominal share capital in excess of Rs. 1 lakh.	10	254754	237255	19.11	19.11	0.00	0.00
(c)	Qualified Foreign Investor				0.00	0.00	0.00	0.00
(d)	Any Other (specify)				0.00	0.00	0.00	0.00
(d-i)	Clearing Members	18	979	979	0.07	0.07	0.00	0.00
(d-ii)	NRI/OCB's	61	12987	12987	0.97	0.97	0.00	0.00
	<b>Sub-Total (B)(2)</b>	<b>2217</b>	<b>700817</b>	<b>618992</b>	<b>52.56</b>	<b>52.56</b>	<b>0.00</b>	<b>0.00</b>
<b>(B)</b>	<b>Total Public Shareholding (B)= (B)(1)+(B)(2)</b>	<b>2218</b>	<b>700867</b>	<b>618992</b>	<b>52.57</b>	<b>52.57</b>	<b>0.00</b>	<b>0.00</b>
	<b>TOTAL (A)+(B)</b>	<b>2250</b>	<b>1333333</b>	<b>1249122</b>	<b>100.00</b>	<b>100.00</b>	<b>0.00</b>	<b>0.00</b>
<b>(C)</b>	<b>Shares held by Custodians and against which Depository Receipts have been issued</b>							
<b>1</b>	<b>Promoter and Promoter Group</b>	0	0	0	0	0.00	0.00	0.00
<b>2</b>	<b>Public</b>	0	0	0	0	0.00	0.00	0.00
	<b>Sub-Total (C)</b>	<b>0</b>	<b>0</b>	<b>0</b>	<b>0</b>	<b>0</b>	<b>0</b>	<b>0</b>
	<b>GRAND TOTAL (A)+(B)+(C)</b>	<b>2250</b>	<b>1333333</b>	<b>1249122</b>	<b>100.00</b>	<b>100.00</b>	<b>0</b>	<b>0.00</b>

MS



Sr.No	Notes
1	N.A.
2	
3	
4	
5	
6	
7	
8	
9	


MS



## (D)(b) Statement showing holding of securities (including shares, warrants, convertible securities) of persons belonging to the category "Promoter and Promoter Group"

Sr. No.	Name of the shareholder	Details of Shares held		Encumbered shares (*)			Details of warrants		Details of convertible securities		Total shares (including underlying shares assuming full conversion of warrants and convertible securities) as a % of diluted share capital
		Number of shares held	As a % of grand total (A) +(B) +( C)	No.	As a percentage	As a % of grand total (A)+(B)+(C) of sub-clause (I)(a)	Number of warrants held	As a % total number of warrants of the same class	Number of convertible securities held	As a % total number of convertible securities of the same class	
(i)	(ii)	(iii)	(iv)	(v)	(vi)=(v)/(iii)*100	(vii)	(viii)	(ix)	(x)	(xi)	(xii)
1	Aditya Nikhil Desai	6000	0.45	0	0.00	0.00	0	0	0	0	0.45
2	Chandrika A Kumbhani	4903	0.37	0	0.00	0.00	0	0	0	0	0.37
3	Devayani C Tolia	4903	0.37	0	0.00	0.00	0	0	0	0	0.37
4	Enarjee Consultancy and Trading Company LLP	88464	6.63	0	0.00	0.00	0	0	0	0	6.63
5	Harish Vadilal Gandhi HUF	7733	0.58	0	0.00	0.00	0	0	0	0	0.58
6	Harsh Rajendra Gandhi	57535	4.32	0	0.00	0.00	0	0	0	0	4.32
7	Harsh Rajendra Gandhi HUF	22000	1.65	0	0.00	0.00	0	0	0	0	1.65
8	Hemal Harsh Gandhi	13178	0.99	0	0.00	0.00	0	0	0	0	0.99
9	Jagdish M Desai	4859	0.36	0	0.00	0.00	0	0	0	0	0.36
10	Jagdish M Desai HUF	15000	1.13	0	0.00	0.00	0	0	0	0	1.13
11	Jayvanti M Desai	3000	0.23	0	0.00	0.00	0	0	0	0	0.23
12	M/s Ghatkopar Estate & Fin Corp	13333	1.00	0	0.00	0.00	0	0	0	0	1.00
13	M/s The Indust Dvpt. & Investment	14000	1.05	0	0.00	0.00	0	0	0	0	1.05
14	Mahesh V Gandhi HUF	16636	1.25	0	0.00	0.00	0	0	0	0	1.25
15	Mamta Rajesh Salot	3000	0.23	0	0.00	0.00	0	0	0	0	0.23
16	Khyati Mahesh Gandhi	3000	0.23	0	0.00	0.00	0	0	0	0	0.23
17	Miloni Mahesh Gandhi	13200	0.99	0	0.00	0.00	0	0	0	0	0.99
18	Mahesh Vadilal Gandhi	65881	4.94	0	0.00	0.00	0	0	0	0	4.94
19	Mrudula J Shah	4903	0.37	0	0.00	0.00	0	0	0	0	0.37
20	Nayna Rajendra Gandhi	44105	3.31	0	0.00	0.00	0	0	0	0	3.31
21	Nehal Rajendra Gandhi	5000	0.38	0	0.00	0.00	0	0	0	0	0.38
22	Nikhil M Desai HUF	14907	1.12	0	0.00	0.00	0	0	0	0	1.12
23	Nikhil M Desai	16995	1.27	0	0.00	0.00	0	0	0	0	1.27
24	Rajendra V Gandhi	22315	1.67	0	0.00	0.00	0	0	0	0	1.67
25	Rajendra V Gandhi HUF	46740	3.51	0	0.00	0.00	0	0	0	0	3.51
26	Rashmi Mahesh Gandhi	50209	3.77	0	0.00	0.00	0	0	0	0	3.77
27	Rekha A Kothari	4903	0.37	0	0.00	0.00	0	0	0	0	0.37
28	Rekha Nikhil Desai	10000	0.75	0	0.00	0.00	0	0	0	0	0.75
29	Harish Vadilal Gandhi	32558	2.44	0	0.00	0.00	0	0	0	0	2.44
30	Amishi R Gandhi	3000	0.23	0	0.00	0.00	0	0	0	0	0.23
31	Vaishali Rajendra Gandhi	15300	1.15	0	0.00	0.00	0	0	0	0	1.15
32	Varsha Hitesh Shah	4906	0.37	0	0.00	0.00	0	0	0	0	0.37
TOTAL		632466	47.43	0	0.00	0.00	0	0	0	0	47.43

(\*) The term "encumbrance" has the same meaning as assigned to it in regulation 28(3) of the SAST Regulations, 2011



(I)(c)(i) Statement showing holding of securities (including shares, warrants, convertible securities) of persons belonging to the category "Public" and holding more than 1% of the total number of shares

Sr. No.	Name of the shareholder	Number of shares held	Shares as a percentage of total number of shares {i.e., Grand Total (A)+(B)+(C) indicated in Statement at para (I)(a) above}	Details of warrants		Details of convertible		Total shares (including underlying shares assuming full conversion of warrants and convertible securities) as a % of diluted share capital
				Number of warrants held	As a % total number of warrants of the same class	Number of convertible securities held	% w.r.t total number of convertible securities of the same class	
1	Anil Kumar Goel	20600	1.55	0	0	0	0	1.55
2	Mammen Philip	37816	2.84	0	0	0	0	2.84
3	Divya Atul Desai	35875	2.69	0	0	0	0	2.69
4	Meera Philip	81666	6.12	0	0	0	0	6.12
5	Onkar singh	20001	1.50	0	0	0	0	1.50
<b>TOTAL</b>		<b>195958</b>	<b>14.70</b>	<b>0</b>	<b>0</b>	<b>0</b>	<b>0</b>	<b>14.70</b>





