


Introductory sub-table (I)(a)

Name of the Company : GOODRICKE GROUP LIMITED			
Scrip Code : BSE : 500166			
Name of the scrip : GOODRICKE			
Class of security : EQUITY			
Quarter ended : 31.03.2014			
Partly paid-up shares:-			
	No. of partly paid-up shares	As a % of total no. of partly paid-up shares	As a % of total no. of shares of the company
Held by promoter/promoter group	NIL	0	0.00
Held by public	NIL	0	0.00
Total - D	NIL	0.00	0.00
Outstanding convertible securities:-			
	No. of outstanding securities	As a % of total no. of outstanding convertible securities	As a % of total no. of shares of the company, assuming full conversion of the convertible securities
Held by promoter/promoter group	NIL	0.00	0.00
Held by public	NIL	0.00	0.00
Total - E	NIL	0.00	0.00
Warrants:-			
	No. of warrants	As a % of total no. of warrants	As a % of total no. of shares of the company, assuming full conversion of warrants
Held by promoter/promoter group	0	0.00	0.00
Held by public	0	0.00	0.00
Total - F	0	0.00	0.00
Total paid-up capital of the company, assuming full conversion of warrants and convertible securities		Rs.216000000/- (21600000 shares of Rs.10/- each)	

CB MANAGEMENT SERVICES (P) LTD.


 Registrars

Statement Showing Shareholding Pattern

Category code	Category of Shareholder	Number of Shareholders	Table (I)(a)		Total shareholding as a percentage of total number of shares		Shares Pledged or otherwise encumbered	
			Total number of shares	Number of shares held in dematerialized form	As a percentage of (A+B) ¹	As a percentage of (A+B+C)	Number of shares	As a percentage
			(IV)	(V)	(VI)	(VII)	(VIII)	(IX) = (VIII)/(IV)*100
(A)	Shareholding of Promoter and Promoter Group²						N.A	N.A
1	Indian							
(a)	Individuals/ Hindu Undivided Family				0.00	0.00		
(b)	Central Government/ State Government(s)				0.00	0.00		
(c)	Bodies Corporate				0.00	0.00		
(d)	Financial Institutions/ Banks				0.00	0.00		
(e)	Any Others(Specify)				0.00	0.00		
(e-i)					0.00	0.00		
(e-ii)					0.00	0.00		
	Sub Total(A)(1)	0	0	0	0.00	0.00	0	0.00
2	Foreign							
a	Individuals (Non-Residents Individuals/ Foreign Individuals)				0.00	0.00		
b	Bodies Corporate	2	15984000	15984000	74.00	74.00		
c	Institutions				0.00	0.00		
d	Qualified Foreign Investor							
e	Any Others(Specify)				0.00	0.00		
(e-i)					0.00	0.00		
(e-ii)					0.00	0.00		
	Sub Total(A)(2)	2	15984000	15984000	74.00	74.00	0	0.00
	Total Shareholding of Promoter and Promoter Group (A) = (A)(1)+(A)(2)	2	15984000	15984000	74.00	74.00	0	0.00
(B)	Public shareholding						N.A	N.A
1	Institutions							
(a)	Mutual Funds/ UTI	11	502271	499600	2.33	2.33		
(b)	Financial Institutions/ Banks	10	1179	120	0.00	0.00		
(c)	Central Government/ State Government(s)				0.00	0.00		
(d)	Venture Capital Funds				0.00	0.00		
(e)	Insurance Companies				0.00	0.00		
(f)	Foreign Institutional Investors	1	2500	2500	0.01	0.01		
(g)	Foreign Venture Capital Investors				0.00	0.00		
(h)	Qualified Foreign Investor							
(i)	Any Other (specify)				0.00	0.00		
(i-i)	Foreign Bank	1	50	0	0.00	0.00		
(i-ii)					0.00	0.00		
	Sub-Total (B)(1)	23	506000	502220	2.34	2.34	0	0.00

CB MANAGEMENT SERVICES (P) LTD.

Registrars

B 2	Non-institutions						N.A	N.A
(a)	Bodies Corporate	276	1346210	1340250	6.23	6.23		
(b)	Individuals							
I	Individuals -i. Individual shareholders holding nominal share capital up to Rs 1 lakh	13384	2744216	2302234	12.71	12.71		
II	ii. Individual shareholders holding nominal share capital in excess of Rs. 1 lakh.	36	929033	929033	4.30	4.30		
(c)	Qualified Foreign Investor							
(d)	Any Other (specify)							
(d-i)	NRI	87	49856	48606	0.23	0.23		
(d-ii)	Office of the custodian special Court							
(d-iii)	Clearing Member	65	40685	40685	0.19	0.19		
(d-iv)	Trust				0.00	0.00		
	Sub-Total (B)(2)	13848	5110000	4660808	23.66	23.66	0	0.00
(B)	Total Public Shareholding (B)- (B)(1)+(B)(2)	13871	5616000	5163028	26.00	26.00	0	0.00
	TOTAL (A)+(B)	13873	21600000	21147028	100.00	100.00	0	0.00
(C)	Shares held by Custodians and against which Depository Receipts have been issued							
1	Promoter and Promoter Group	0	0	0	0.00	0.00	0	0.00
2	Public	0	0	0	0.00	0.00	0	0.00
	Sub-Total (C)	0	0	0	0.00	0.00	0	0.00
	GRAND TOTAL (A)+(B)+(C)	13873	21600000	21147028	100.00	100.00	0	0.00

CB MANAGEMENT SERVICES (P) LTD.

Registrars

SL. No.	Notes

CB MANAGEMENT SERVICES (P) LTD.


Registrars

(I)(c)(ii) Statement showing holding of securities (including shares, warrants, convertible securities) of persons (together with PAC) belonging to the category "Public" and holding more than 5% of the total number of shares of the company

Sr. No.	Name(s) of the shareholder(s) and the Persons Acting in Concert (PAC) with them	Number of shares	Shares as a percentage of total number of shares (i.e., Grand Total (A)+(B)+(C) indicated in Statement at para (I)(a) above)	Details of warrants		Details of convertible securities		Total shares (including underlying shares assuming full conversion of warrants and convertible securities) as a % of diluted share capital
				Number of warrants	As a % total number of warrants of the same class	Number of convertible securities held	% w.r.t total number of convertible securities of the same class	
	N.A.	0	0.00	0	0.00	0	0.00	0.00
TOTAL		0	0.00	0	0.00	0	0.00	0.00


CG MANAGEMENT SERVICES (P) LTD.


Registrars

(I)(d) Statement showing details of locked-in shares

Sr. No.	Name of the shareholder	Number of locked-in shares	Locked-in shares as a percentage of total number of shares (i.e., Grand Total (A)+(B)+(C) indicated in Statement at para (I)(a) above)	Promoter/Promoter Group/Public
	N.A	0	0.00	
9				
TOTAL		0	0	


CS MANAGEMENT SERVICES (P) LTD.


Registrars

(II)(a) Statement showing details of Depository Receipts (DRs)

Sr. No.	Type of outstanding DR (ADRs, GDRs, SDRs, etc.)	Number of outstanding DRs	Number of shares underlying outstanding DRs	Shares underlying outstanding DRs as a percentage of total number of shares (i.e., Grand Total (A)+(B)+(C) indicated in Statement at para (I)(a) above)
1	N.A	N.A		0.00
2				
3				
4				
5				
6				
7				
8				
9				
TOTAL		0	0	0.00


CG MANAGEMENT SERVICES (P) LTD.


Registrars

(II)(b) Statement showing holding of Depository Receipts (DRs), where underlying shares held by "promoter/promoter group" are in excess of 1% of the total number of shares

Sr. No.	Name of the DR Holder	Type of outstanding DR (ADRs, GDRs, SDRs, etc.)	Number of shares underlying outstanding DRs	Shares underlying outstanding DRs as a percentage of total number of shares (i.e., Grand Total (A)+(B)+(C) indicated in Statement at para (I)(a) above)
1	N.A	N.A		0.00
2				
3				
4				
5				
6				
7				
8				
9				
TOTAL			0	0.00

CB MANAGEMENT SERVICES (P) LTD.


Registrars