


Introductory sub-table (I)(a)			
<b>Name of the Company: GUJARAT APOLLO INDUSTRIES LIMITED</b>			
<b>Scrip Code, Name of the scrip, class of security: BSE : 522217 NSE : GUJAPOLLO; Name of the scrip : -----; class of security : EQUITY</b>			
<b>Quarter ended: 31st March, 2014</b>			
<b>Partly paid-up shares:-</b>	<b>No. of partly paid-up shares</b>	<b>As a % of total no. of partly paid-up shares</b>	<b>As a % of total no. of shares of the company</b>
Held by promoter/promoter group	0	0	0
Held by public	0	0	0
<b>Total - D</b>	<b>0</b>	<b>0</b>	<b>0</b>
<b>Outstanding convertible securities:-</b>	<b>No. of outstanding securities</b>	<b>As a % of total no. of outstanding convertible securities</b>	<b>As a % of total no. of shares of the company, assuming full conversion of the convertible securities</b>
Held by promoter/promoter group	0	0	0
Held by public	0	0	0
<b>Total - E</b>	<b>0</b>	<b>0</b>	<b>0</b>
<b>Warrants:-</b>	<b>No. of warrants</b>	<b>As a % of total no. of warrants</b>	<b>As a % of total no. of shares of the company, assuming full conversion of warrants</b>
Held by promoter/promoter group	0	0	0
Held by public	0	0	0
<b>Total - F</b>	<b>0</b>	<b>0</b>	<b>0</b>

FOR GUJARAT APOLLO INDUSTRIES LIMITED  
  
 COMPANY SECRETARY

<b>Total paid-up capital of the company, assuming full conversion of warrants and convertible securities (Grand Total (A+B+C)+ D+E+F)</b>	<b>15940621</b>	<b>0</b>	<b>0</b>
---	-----------------	----------	----------

FOR, GUARANT APOLLO INDUSTRIES LIMITED



COMPANY SECRETARY

**Statement Showing Shareholding Pattern**


Category code	Category of Shareholder	Number of Shareholders	Total number of shares	Table (I)(a)		Total shareholding as a percentage of total number of shares	As a percentage of (A+B) <sup>1</sup>	As a percentage of (A+B+C)	Number of Shares Pledged or otherwise encumbered	As a percentage (DX)/(VII)/(IV)*100
				Number of shares held in dematerialized form	Number of shares held in physical form					
(I)	(II)	(III)	(IV)	(V)	(VI)	(VII)	(VIII)	(IX)	(X)	
(A)	Shareholding of Promoter and Promoter Group <sup>2</sup>									
1	Indian									
(a)	Individuals/ Hindu Undivided Family	38	6778973	6778973	0.00	42.53	0.00	0	0.00	
(b)	Central Government/ State Government(s)				0.00	0.00	0.00	0	0.00	
(c)	Bodies Corporate	1	921401	921401	5.78	0.00	5.78	0	0.00	
(d)	Financial Institutions/ Banks				0.00	0.00	0.00		0.00	
(e)	Any Others (Specify)				0.00	0.00	0.00		0.00	
(e-1)					0.00	0.00	0.00		0.00	
(e-2)					0.00	0.00	0.00		0.00	
(e-3)					0.00	0.00	0.00		0.00	
(e-4)					0.00	0.00	0.00		0.00	
(e-5)					0.00	0.00	0.00		0.00	
(e-6)					0.00	0.00	0.00		0.00	
(e-7)					0.00	0.00	0.00		0.00	
(e-8)					0.00	0.00	0.00		0.00	
	Sub-Total(A)(I)	39	7700374	7700374	48.31	48.31	48.31	0	0.00	
2	Foreign									
a	Individuals (Non-Residents Individuals/ Foreign Individuals)	5	769918	769918	4.83	0.00	4.83	0	0.00	
b	Bodies Corporate				0.00	0.00	0.00		0.00	
c	Institutions				0.00	0.00	0.00		0.00	
d	Any Others (Specify)				0.00	0.00	0.00		0.00	
d-1					0.00	0.00	0.00		0.00	
d-2					0.00	0.00	0.00		0.00	
d-3					0.00	0.00	0.00		0.00	
d-4					0.00	0.00	0.00		0.00	
	Sub-Total(A)(2)	5	769918	769918	4.83	0.00	4.83	0	0.00	
	Total Shareholding of Promoter and Promoter	44	8470292	8470292	53.14	53.14	53.14	0	0.00	
(B)	Public shareholding									
1	Institutions									
(a)	Mutual Funds/ UTI				0.00	0.00	0.00		0.00	
(b)	Financial Institutions/ Banks	3	6011	6011	0.04	0.04	0.04	4100	0.24	
(c)	Central Government/ State Government(s)				0.00	0.00	0.00		0.00	
(d)	Venture Capital Funds				0.00	0.00	0.00		0.00	
(e)	Insurance Companies				0.00	0.00	0.00		0.00	
(f)	Foreign Institutional Investors				0.00	0.00	0.00		0.00	
(g)	Foreign Venture Capital Investors				0.00	0.00	0.00		0.00	
(h)	Any Other (Specify)				0.00	0.00	0.00		0.00	
(h-1)					0.00	0.00	0.00		0.00	
(h-2)					0.00	0.00	0.00		0.00	
	Sub-Total (B)(1)	3	6011	6011	0.04	0.04	0.04		0.00	
B 2	Non-Institutions									
(a)	Bodies Corporate	217	1737453	1736478	10.90	10.90	10.90	4100	0.24	
(b)	Individuals				0.00	0.00	0.00		0.00	
I	Individuals - I: Individual shareholders holding nominal share capital up to Rs.1 lakh	9520	3291189	2953586	20.65	20.65	20.65	14981	0.46	
II	Individual shareholders holding nominal share capital in excess of Rs. 1 lakh.	55	2060512	2069362	12.93	12.93	12.93	102473	4.97	
(g)	Any Other (Specify)				0.00	0.00	0.00		0.00	
(c-1)	Clearing Member	109	111473	111473	0.70	0.70	0.70		0.00	
(c-2)	Non Resident Indian (REPAT)	171	149555	149555	0.94	0.94	0.94		0.00	
(c-3)	Non Resident Indian (NON REPAT)	39	109694	109694	0.69	0.69	0.69		0.00	
(c-4)	Trusts	1	4442	4442	0.03	0.03	0.03		0.00	
(c-5)	Sub-Total (B)(2)	10112	7464318	7144490	46.83	46.83	46.83	121554	1.063	
(B)	Total Public Shareholding (B) = (B)(1)+(B)(2)	10115	7470329	7120501	46.86	46.86	46.86	121554	1.43	
	TOTAL (A+B)	10159	15940621	15907793	100.00	100.00	100.00	121554	0.76	
(C)	Shares held by Custodians and agent <sup>3</sup> which Depository Receipts have been issued									
1	Promoter and Promoter Group				0.00	0.00	0.00		0.00	
2	Public				0.00	0.00	0.00		0.00	
	Sub-Total (C)	0	0	0	0.00	0.00	0.00	0	0.00	
	GRAND TOTAL (A)+(B)+(C)	10159	15940621	15907793	100.00	100.00	100.00	121554	0.76	

FOR GUANAPOLLO INDUSTRIES LIMITED

COMPANY SECRETARY

Sr.No	Notes
1	NIL
2	
3	
4	
5	
6	
7	
8	
9	

FOR, GUJARAT APOLLO INDUSTRIES LIMITED

  
COMPANY SECRETARY

Sr. No.	Name of the shareholder	Total shares held		Encumbered shares (*)			Details of Warrants		Details of Convertible Securities		Total shares (including underlying shares assuming full conversion of warrants and convertible securities) as a % of diluted share Capital
		Number of shares	As a % of grand total (A)+(B)+(C)	Number	As a percentage	As a % of grand total (A)+(B)+(C) of sub-clause (I)(a)	Number of warrants held	As a % total number of warrants of the same class	Number of convertible securities held	As a % total number of convertible securities of the same class	
(I)(b)	Statement showing holding of Securities (including shares, warrants, convertible securities) of persons belonging to the category "Promoter and Promoter Group"	(II)	(IV)	(V)	(VI)=(V)/(III)*100	(VII)	(VIII)	(IX)	(X)	(XI)	(XII)
1	Ahand A Patel	1189000	7.46	NIL	N/A	N.A.					
2	Nayna Asit Patel	27100	0.17	NIL	N/A	N.A.					
3	Ajit Patel	5000	0.03	NIL	N/A	N.A.					
4	Maulikkumar Manilal Patel	421705	2.65	NIL	N/A	N.A.					
5	Manilal Virchanddas Patel	202639	1.27	NIL	N/A	N.A.					
6	Manjulaben Rashmibhai Patel	200000	1.25	NIL	N/A	N.A.					
7	Rashmikant Haribhai Patel	170000	1.07	NIL	N/A	N.A.					
8	Janardan Jayantilal Raval	69000	0.43	NIL	N/A	N.A.					
9	Ajit Anilkumar Patel HUF	2150528	13.49	NIL	N/A	N.A.					
10	Ajlikumar Tribhovandas Patel	162724	1.02	NIL	N/A	N.A.					
11	Pravin Purshottamdas Patel	62500	0.39	NIL	N/A	N.A.					
12	Dhruv Ashokbhai Patel	58994	0.37	NIL	N/A	N.A.					
13	Rashmikant Haribhai Patel	163000	1.02	NIL	N/A	N.A.					
14	Shardaben Anilkumar Patel	56776	0.36	NIL	N/A	N.A.					
15	Pranul Pravin Patel	11050	0.07	NIL	N/A	N.A.					
16	Sidhaben Janardan Raval	20700	0.13	NIL	N/A	N.A.					
17	Aju Asit Patel	94525	0.59	NIL	N/A	N.A.					
18	Ajun Asit Patel	94078	0.59	NIL	N/A	N.A.					
19	Anilkumar Janardanbhai Raval	31500	0.20	NIL	N/A	N.A.					
20	Pravin Purshottamdas Patel	6255	0.04	NIL	N/A	N.A.					
21	Ajitkumar Tribhovandas Patel HUF	225000	1.41	NIL	N/A	N.A.					
22	Avindbhai Tribhovandas Patel HUF	14657	0.09	NIL	N/A	N.A.					
23	Ajlikumar Tribhovandas Patel	294761	1.85	NIL	N/A	N.A.					

FOR GUARANTY AGGLO INDUSTRIES LIMITED  
  
 COMPANY SECRETARY

Sr. No.	Name of the shareholder	Total shares held		Encumbered shares (*)			Details of Warrants		Details of Convertible Securities		Total shares (including underlying shares assuming full conversion of warrants and convertible securities) as a % of diluted share Capital
		Number of shares	As a % of grand total (A)+(B)+(C)	Number	As a percentage	As a % of grand total (A)+(B)+(C) of sub-clause (I)(a)	Number of warrants held	As a % total of number of warrants of the same class	Number of convertible securities held	As a % total of number of convertible securities of the same class	
(i)	(ii)	(iii)	(iv)	(v)	(vi)=(v)/(iii)*100	(vii)	(viii)	(ix)	(x)	(xi)	(xii)
24	Kapilaben Ashokbhai Patel	10980	0.07	NIL	N.A	N.A.					
25	Raj Asit Patel	105000	0.66	NIL	N.A	N.A.					
26	Ayan Anand Patel	35200	0.22	NIL	N.A	N.A.					
27	Manankumar Manibhai Patel	444933	2.79	NIL	N.A	N.A.					
28	Apollo Infratech Private Ltd	921401	5.78	NIL	N.A	N.A.					
29	Mitul Ajitkumar Patel	120000	0.75	NIL	N.A	N.A.					
30	Mitul A. Patel	100000	0.63	NIL	N.A	N.A.					
31	Swati Ajitkumar Patel	100000	0.63	NIL	N.A	N.A.					
32	Maniben Manilal Patel	25650	0.16	NIL	N.A	N.A.					
33	Kailashben Manibhai Patel	24525	0.15	NIL	N.A	N.A.					
34	Spinali Anand Patel	4900	0.03	NIL	N.A	N.A.					
35	Amav Anand Patel	600	0.00	NIL	N.A	N.A.					
36	Ashokkumar Tribhovandas Patel	75693	0.47	NIL	N.A	N.A.					
<b>FOREIGN INDIVIDUAL PROMOTORS AND SHAREHOLDERS</b>											
1	Spnabhai H.Patel	538002	3.38	NIL	N.A	N.A.					
2	Maganbhai H Patel	231916	1.45	NIL	N.A	N.A.					
<b>TOTAL</b>		<b>8470292</b>	<b>53.14</b>	<b>0</b>	<b>0.00</b>	<b>0.00</b>					<b>0.00</b>


(\*) The term "encumbrance" has the same meaning as assigned to it in regulation 28(3) of the SAST Regulations, 2011.

FOR, GUARANT APOLLO INDUSTRIES LIMITED



COMPANY SECRETARY

(D)(c)(i) Statement showing holding of securities (including shares, warrants, convertible securities) of persons belonging to the category "Public" and holding more than 1% of the total number of shares								
Sr. No.	Name of the shareholder	Number of shares	Shares as a percentage of total number of shares {i.e., Grand Total (A)+(B)+(C) indicated in Statement at para (D)(a) above}	Details of warrants		Details of convertible securities		Total shares (including underlying shares assuming full conversion of warrants and convertible securities) as a % of diluted share capital
				Number of warrants held	As a % total number of warrants of the same class	Number of convertible securities held	% w.r.t total number of convertible securities of the same class	
1	Sunrise Stock Broking Pvt Ltd	399856	2.51					
2	Gujarat Apollo Industries Limited-Buy-Back Account	337906	2.12					
3	Kiritkumar Natvarlal Raval	179750	1.13					
4	Roadtech Equipments Pvt. Ltd.	534000	3.35					
5	Bisha More	208608	1.31					
	<b>TOTAL</b>	<b>1660120</b>	<b>10.41</b>					

FOR, GUJARAT APOLLO INDUSTRIES LIMITED  
  
 COMPANY SECRETARY











