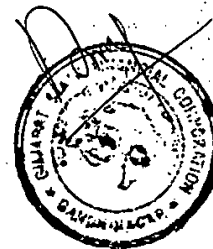



GUJARAT STATE FINANCIAL CORPORATION
STATEMENT SHOWING SHAREHOLDING PATTERN

Name of the Company		Gujarat State Financial Corporation	
Scrip Code, name of the scrip, class of security		532160 GSTFNCO Equity shares	
Quarter ended		31 ST MARCH, 2014	
<u>Partly paid-up Shares :-</u>	<u>No. of partly paid-up shares</u>	<u>As a % of total no. of partly paid-up shares</u>	<u>As a % of total no. of shares of the Company</u>
<u>Held by Promoter/promoters Group</u>	NIL	NIL	NIL
<u>Held by public</u>	NIL	NIL	NIL
<u>Total</u>			
<u>Outstanding convertible securities:-</u>	<u>NO. of outstanding securities</u>	<u>As a % of total No. of outstanding convertible securities</u>	<u>As a % of total no. of shares of the Company, assuming full conversion of the convertible securities</u>
<u>Held by promoter/promoter group</u>	NIL	NIL	NIL
<u>Held by public</u>	NIL	NIL	NIL
<u>Total</u>			
<u>Warrants :-</u>	<u>No. of warrants</u>	<u>As a % of total no. of Warrants</u>	<u>As a % of total no. of shares of the company assuming full conversion of warrants</u>
<u>Held by promoter/promoter group</u>	NIL	NIL	NIL
<u>Held by public</u>	NIL	NIL	NIL
<u>Total</u>	NIL	NIL	NIL
<u>Total paid-up capital of the company assuming full conversion of warrants and convertible securities</u>	NIL	NIL	NIL



Category Code	Category of shareholder	Number of shareholders	Total number of shares	Number of shares held in dematerialized form	Total shareholding as a percentage of total number of shares		Shares pledged or otherwise encumbered	
					As a percentage of (A+B) ¹	As a percentage of (A+B+C)	Number of shares	As a percentage
(I)	(II)	(III)	(IV)	(V)	(VI)	(VII)	VIII)	(IX)=(VII)/(IV)* 100
(A)	Shareholding of Promoter and Promoter Group ²							
(I)	Indian							
(a)	Individuals/Hindu Undivided Family	NIL	NIL	NIL	NIL	NIL	N.A.	N.A.
(b)	Central Government/ State Government(s)	1	49090400	NIL	55.08	55.08	NIL	NIL
©	Bodies Corporate	NIL	NIL	NIL	NIL	NIL	N.A.	N.A.
(d)	Financial Institutions/Banks	36	25720000	NIL	28.876	83.95	NIL	NIL
(e)	Any other (specify)	NIL	NIL	NIL	NIL	NIL	N.A.	N.A.
	Sub-Total (A)(I)	37	74810400	NIL	83.95	83.95	NIL	NIL
(2)	Foreign	NIL	NIL	NIL	NIL	NIL	N.A.	N.A.
(a)	Individuals (Non-Resident Individuals/Foreign Individuals)	NIL	NIL	NIL	NIL	NIL	N.A.	N.A.
(b)	Bodies Corporate	NIL	NIL	NIL	NIL	NIL	N.A.	N.A.
(c)	Institutions	NIL	NIL	NIL	NIL	NIL	N.A.	N.A.
(d)	Any other (Specify)	NIL	NIL	NIL	NIL	NIL	N.A.	N.A.
	Sub-Total (A)(2)	NIL	NIL	NIL	NIL	NIL	N.A.	N.A.



	Total Shareholding of Promoter and Promoter Group: (A)=(A)(1)+(A)(2)	37	74810400	NIL	83.95	83.95	NIL	NIL
(B)	Public Shareholding						NA	NA
(I)	Institutions						NA	NA
(a)	Mutual Funds/UTI	NIL	NIL	NIL	NIL	NIL	-	-
(b)	Financial Institutions/Banks	11	52,01,800	23,30,600	5.84	89.79	NA	NA
(c)	Central Government/State Government(s)	NIL	NIL	NIL	NIL	NIL		
(d)	Venture Capital Funds	NIL	NIL	NIL	NIL	NIL	NA	NA
(e)	Insurance Companies	NIL	NIL	NIL	NIL	NIL	NA	NA
(f)	Foreign Institutional Investors	NIL	NIL	NIL	NIL	NIL	NA	NA
(g)	Foreign Venture Capital Investors	NIL	NIL	NIL	NIL	NIL	NA	NA
(h)	Any other (specify)	NIL	NIL	NIL	NIL	NIL	NA	NA
	Sub-total (B)(1)	11	52,01,800	23,30,600	5.84	89.79	NA	NA
(2)	Non-institutions						NA	NA
(a)	Bodies Corporate	364	33,38,430	21,80,730	3.75	93.54	NA	NA
(b)	Individuals- i. Individual shareholders holding nominal share capital up to Rs. 1 lac.	7228	35,24,538	24,69,378	3.96	97.50	NIL	NIL
	ii. Individuals shareholders holding nominal share capital in excess of Rs. 1 lac	53	20,47,802	20,05,702	2.30	99.80	NIL	NIL



(c)	Any other (specify)							
	(i) HUFs	81	1,77,955	1,77,955	0.19	99.99	NIL	NIL
	(ii) Non-Resident Individuals	23	13,075	8,075	0.01	100.00		
	Sub-total (B)(2)	7,749	91,01,800	68,41,840	10.21	100.00	NIL	NIL
	Total Public Shareholding (B)=(B)(1)+(B)(2)	7,760	1,43,03,600	91,72,440	16.05	100.00		
	Total (A)+(B)	7,797	8,91,14,000	91,72,440	100	100.00	NIL	NIL
(C)	Shares held by Custodians and against which Depository Receipts have been issued	NIL	NIL	NIL	NA			
(1)	Promoter and Promoter Group	NIL	NIL	NIL	-	-	-	-
(2)	Public	NIL	NIL	NIL	-	-	-	-
	Grand Total (A)+(B)+(C)	7,797	8,91,14,000	91,72,440	100	100	NIL	NIL


NA - Not Applicable

"(I) (b) Statement showing shareholding of persons belonging to the category "Promoter and Promoter Group"

Sr. No.	Name of the shareholder	Total shares held		Shares pledged or otherwise encumbered		
		Number	As a % of grand total (A)+(B)(C)	Number	As percentage a	As a % of grand total (A)+(B)+(C) of sub-clause (I)(a)
1.	Government of Gujarat	4,90,90,400	55.08	NIL	NIL	NIL
2.	Small Industries Development Bank of India	2,53,20,000	28.42	NIL	NIL	NIL
3.	Union Bank of India	9,750				
4.	Indian Overseas Bank	5,000				
5.	United Bank of India	5,000				
6.	Central Bank of India	14,750				
7.	UCO Bank	14,750		NIL	NIL	NIL
8.	Dea Bank	14,750				
9.	Bank of Baroda	14,750				
10.	The Gujarat Inds.Co.op Bank	900	0.45			
11.	Canara Bank	2,500				



12.	The A'bad District Cent.Co.Op Bank	100				
13.	The Rajkot District Cent.Co.Op Bank Ltd.	500				
14.	The A'bad Peoples Co.Op Bank Ltd.	500				
15.	State Bank of India	25,000				
16.	Punjab National Bank	12,250				
17.	Life Insurance Corporation of India	50,000				
18.	Bank of India	14,750				
19.	The New India Assurance Co.Ltd.	5,000				
20.	Bank of India	10,000				
21.	The Rajkot District Central Co.op Bank	500				
22.	Bank of Baroda	26,400				
23.	The B'bay Mercantile Co.op Bank	10,000				
24.	Union Bank of India	5,000				
25.	United Bank of India	5,000				
26.	Canara Bank	2,500				
27.	The Gujarat Industrial Co.op Bank	10,000				
28.	The Gujarat State Co.op Bank Ltd.	100				
29.	Cosmos Co.op Bank Ltd.	100				
30.	UCO Bank	12,600				
31.	The Mehsana Dist.Cent.Co.op Bank	1,000				
32.	Sardar Bhi,advala Pardi Peoples	500				
33.	Dena Bank	13,200				
34.	The New India Assurance Co.Ltd.	5,000				
35.	The Sabarkantha Dist.Cent.Co.	100				
36.	State Bank of India	63,750				
37.	Life Insurance Corporation of India	44,000				
	TOTAL	7,48,10,400	83.95	NIL	NIL	NIL



(l)(c)(i) Statement showing shareholding of persons belonging to the category "Public" and holding more than 1% of the total number of shares


Sr.No.	Name of the shareholder	Number of shares	Shares as a percentage of total number of shares (i.e. Grand Total (A)+(B)+(C) indicated in statement at para (l) (a) above)
1.	Central Bank of India	10,00,000	1.12%
2.	Gujarat Maritime Board	9,35,600	1.05%
3.	Gujarat State Fertilizer & Chemicals Ltd.	9,35,600	1.05%
4.	Gujarat Mineral Development Corpn. Ltd.	9,35,600	1.05%
5.	Gujarat State Investment Ltd.	9,35,600	1.05%
	TOTAL	47,42,400	5.32%

(1) (c) (ii) Statement showing shareholding of securities (including shares warrants, convertible securities) of persons (together with PAC) belonging to the category "Public" and holding more than 5% of the total number of shares in the company:

Srl. No.	Name of the shareholder and the Persons Acting in Concert (PAC) with them	Number of shares	Shares as a percentage of total number of shares (i.e., Grand Total (A) + (B) + (C) indicated in Statement at para (1)(a) above	Details of warrants		Details of Convertible Securities held		Total shares (including underlying shares assuming full conversion of warrants and convertible securities) as a % of diluted share capital
				No. of Warrants	As a % of total no. of warrants	No. of Convertible securities held	% w.r.t total convertible securities of the same class	
	TOTAL	NIL	NIL	NIL	NIL	NIL	NIL	NIL

(l)(d) Statement showing details of locked in shares

Sr. No.	Name of the shareholder	Number of locked in shares	Locked shares as a percentage of total number of shares (i.e. Grand Total (A)+(B)+(C) indicated in Statement at para (1)(a) above)
1.			
2.	NIL	NIL	N.A.
	Total	NIL	N.A.



(II)(a) Statement showing details of Depository Receipts (DRs)

Sr.No.	Type of outstanding DRs (ADRs,GDRs,SDRs etc.)	Number of outstanding DRs	Number of shares underlying outstanding DRs	Shares underlying outstanding Drs as a percentage of total number of share (i.e. Grand Total (A)+(B)+(C) indicated in Statement at para (I)(A) above)
1.				
2.				
	Total	NIL	NIL	NIL


(II)(b) Statement showing holding of Depository Receipt (DRs), where underlying shares held by 'promoter/promoter Group' are in excess of 1% of the total number of shares

Sr.No.	Name of the DR Holder Type of outstanding DR (ADRs) GDRs, SDRs, etc)	No. of shares underlying outstanding DRs	Shares underlying outstanding DRs as a percentage of total number of shares (i.e. Grand Total (A) + (B) + (C) indicated in Statement at para (I) (a) above)
1.	NIL	NIL	NIL
2.	NIL	NIL	NIL
Total:	NIL	NIL	NIL

(III) (a) Statement showing the voting pattern of shareholders, if more than one class of share/securities is issued by the issuer.
(Give description of voting rights for each class of security)

CLASS X :
CLASS Y :
CLASS Z :

Category	Category of Shareholder	Number of Voting Rights held in each class of securities			Total Voting Rights (III+IV+V)	Total Voting rights i.e. (VI)	
		Class X	Class Y	Class Z		As a percentage of (A+B) (VII)	As a percentage of (A+B+C) (VIII)
(I)	(II)	(III)	(IV)	(V)	(VI)	(VII)	(VIII)
(A)	Promoter and Promoter Group						
(1)	Indian						
(a)	Individuals/Hindu Undivided Family						
(b)	Central Government/State Government(s)	N O T	A P P L I C	A B L E			
(c)	Bodies Corporate						
(d)	Financial Institutions/Banks						
(e)	Any other (Specify)						
	Sub Total (A) (1)						
(2)	Foreign						
(a)	Individuals (Non Resident Individuals/Foreign Individuals)						
(b)	Bodies Corporate						
(c)	Institutions						



(d)	Any other (Specify)						
	Sub-Total (A) (2)	NIL	NIL	NIL	NIL	NIL	NIL
	Total Shareholding of Promoter and Promoter Group = (A)(1) + (A)(2)	NIL	NIL	NIL	NIL	NIL	NIL
(B)	Public Shareholding						
(1)	Institutions						
(a)	Mutual Funds/UTI						
(b)	Financial Institutions/Banks						
Category	Category of Shareholder	Number of Voting Rights held in each class of securities			Total Voting Rights (III+IV+V)	Total Voting rights i.e. (VI)	
		Class X	Class Y	Class Z		As a percentage of (A+B) (VII)	As a percentage of (A+B+C) (VIII)
(I)	(II)	(III)	(IV)	(V)	(VI)		
(C)	Central Government/ State Government(S)						
(d)	Venture Capital Funds						
(e)	Insurance Companies						
(f)	Foreign Institutional Investors						
(g)	Foreign Venture Capital Investors						
(h)	Any other (specify)						
	Sub-Total (B) (1)						
(2)	Non-Institutions						
(a)	Bodies Corporate						
(b)	Individuals - i. Individual shareholders holding nominal share capital up to Rs. 1 Lakh. ii. Individual shareholders holding nominal share capital in excess of Rs. 1 lakh.	NOT	APPLIC	ABLE			
(c)	Any other (Specify)						
	Sub-Total (B) (2)						
	Total Public Shareholding (B) = (B)(1) + (B)(2)						
	TOTAL (A) + (B)	NIL	NIL	NIL	NIL	NIL	NIL
(C)	Shares held by Custodians and against which Depository Receipts have been issued						
	GRAND TOTAL (A) + (B) + (C)	NIL	NIL	NIL	NIL	NIL	NIL

