


**Introductory Sub table (I)(a)**

**Name of the Company: HARRISONS MALAYALAM LIMITED**  
**Scrip Code, Name of the scrip, class of security: 500467**  
**Quarter ended: 31st March, 2014**

<b>Partly paid-up shares</b>	<b>No. of partly paid up shares</b>	<b>As a % of total no. of partly paid-up shares</b>	<b>As a % of total no. of shares of the Company</b>
Held by promoter/ promoter group	Nil	Nil	Nil
Held by public	4785	100%	0.025%
<b>Total</b>	<b>4785</b>	<b>100%</b>	<b>0.025%</b>
<b>Outstanding convertible securities</b>	<b>No. of outstanding securities</b>	<b>As a % of total no. of outstanding convertible securities</b>	<b>As a % of total no. of shares of the company, assuming full conversion of the convertible securities</b>
Held by Promoter/ Promoter Group	N.A.	Nil	Nil
Held by public	N.A.	Nil	Nil
<b>Total</b>	<b>N.A.</b>	<b>Nil</b>	<b>Nil</b>



Warrants	No. of warrants	As a % of total no. of warrants	As a % of total no. of shares of the Company, assuming full conversion of warrants
Held by Promoter/ Promoter Group	N.A.	N.A.	N.A.
Held by Public	N.A.	N.A.	N.A.
<b>TOTAL</b>	N.A.	N.A.	N.A.
<p>Total paid-up capital of the Company, assuming full conversion of warrants and convertible securities</p> <p>Total paid up capital of the Company stands at Rs. 184554050 divided into 18455405 shares of Rs. 10/- each. The Company has not issued any convertible warrants / securities.</p>			




## (i)(a) Statement showing Shareholding Pattern

## HARRISONS MALAYALAM LIMITED

Code: 500467

Quarter ended: 31st March, 2014

Category Code	Category of Shareholder	No. of shareholders	Total No. of shares	No. of shares held in dematerialized form	Total shareholding as a % of total number of shares		Shares pledged or otherwise encumbered	
					As a % of (A+B) VI	As a % of (A+B+C) VII	No. of shares VIII	As a % VIII / IV IX
I	II	III	IV	V	VI	VII	VIII	IX
(A)	Shareholding of Promoter and Promoter Group							
(1)	Indian							
(a)	Individuals/Hindu undivided family	3	90000	90000	0.49	0.49	NA	NA
(b)	Central Government / State Government(s)	0	0	0	0	0	NA	NA
(c)	Bodies Corporate	11	5291575	5291575	28.67	28.67	NA	NA
(d)	Financial Institutions / Banks	0	0	0	0	0	NA	NA
(e)	Any other (specify) Trusts	6	262080	262080	1.42	1.42	NA	NA
	Sub-Total (A)(1)	20	5643655	5643655	30.58	30.58	NA	NA








(d)	Any Other (specify)																	
	Clearing Member	59	27932		27932		0.15	0.15										
	Market Maker	25	6639		6639		0.04	0.04										
	NRI (Repatriate)	140	87373		83118		0.47	0.47										
	NRI (Non-Repatriate)	76	36703		36703		0.20	0.20										
	HUF	138	79773		79773		0.43	0.43										
	Sub-total (B)(2)	32741	9127437		7889256		49.46	49.46										
	Total Public shareholding (B)=(B)(1)+(B)(2)	32766	9171750		7932469		49.70	49.70										
	<b>TOTAL (A)+(B)</b>	<b>32787</b>	<b>18455405</b>		<b>13576124</b>		<b>100</b>	<b>100</b>										
(C)	Shares held by Custodians against which depository receipts have been issued.	0	0		0		0	0										
(1)	Promoter and Promoter Group	0	0		0		0	0										
(2)	Public	0	0		0		0	0										
	<b>GRAND TOTAL (A)+(B)+(C)</b>	<b>32787</b>	<b>18455405</b>		<b>13576124</b>		<b>100</b>	<b>100</b>										



(I)(b) Statement showing holding of securities (including shares, warrants, convertible securities) of persons belonging to the category "Promoter and Promoter Group"

Sl. No.	Name of the Shareholder	Details of shares held			Encumbered Shares			Details of warrants			Details of convertible securities		Total shares (including underlying shares) assuming full conversion of warrants and convertible securities as a % of diluted share capital
		No. of shares held	As a % of grand total (A)+(B)+(C)	Number	As a % (V)=(VI)/(III)*100	As a % of grand total (A)+(B)+(C) of sub-class (VIa)	No. of warrants held	As a % total no. of warrants of the same class	No. of convertible securities held	As a % total no. of convertible securities of the same class			
(i)	(ii)	(iii)	(iv)	(v)	(vi)=(vi)/(iii)*100	(vii)	(viii)	(ix)	(x)	(xi)	(xii)		
	<b>Indians</b>												
	<b>Individuals / HUF</b>												
1	Rama Prasad Goenka	10000	0.05	N.A.	N.A.	N.A.	N.A.	N.A.	N.A.	N.A.	N.A.		
2	Sanjiv Goenka	35000	0.19	N.A.	N.A.	N.A.	N.A.	N.A.	N.A.	N.A.	N.A.		
3	Hansh Vardhan Goenka	45000	0.24	N.A.	N.A.	N.A.	N.A.	N.A.	N.A.	N.A.	N.A.		
	<b>TOTAL</b>	<b>90000</b>	<b>0.49</b>										
	<b>Bodies corporate</b>												
4	Universal Industrial Fund Ltd.	507983	2.74										
5	Adapti Investments Ltd.	200	0.00										
6	Saregama India Ltd.	100	0.00										
7	Zensar Technologies Ltd.	100	0.00										
8	Instant Holdings Ltd.	1420200	7.70										
9	Swallow Associates Ltd.	698670	3.79										
10	Summit Securities Ltd.	728160	3.94										
11	HML Trust No.I	43680	0.24										
12	HML Trust No.II	43680	0.24										
13	HML Trust No.III	43680	0.24										
14	HML Trust No.IV	43680	0.24										
15	HML Trust No.V	43680	0.24										
16	HML Trust No.VI	43680	0.24										
17	Puffin Investments Ltd.	320230	1.73										
18	Swallow Associates Ltd.	492052	2.57										
19	Carnival Investments Ltd.	1121230	6.07										
20	Peregine Enterprises Ltd.	2850	0.01										
	<b>TOTAL</b>	<b>5553655</b>	<b>30.09</b>										
	<b>Foreign Body Corporate</b>												
21	Malayalam Plantations Holdings	3640000	19.72	N.A.	N.A.	N.A.	N.A.	N.A.	N.A.	N.A.	N.A.		



(i)(c)(i) Statement showing holding of securities (including shares, warrants, convertible securities) of persons belonging to the category "Public" and holding more than 1% of the total number of shares

Sl. No.	Name of Shareholder	No. of Shares held	Shares as a % of total No. of shares (i.e. Grand Total (A)+(B)+(C) ) Indicated in statement at para (1)(a) above	Details of warrants		Details of convertible securities		Total shares (including underlying shares assuming full conversion of warrants and convertible securities) as a % of diluted share capital
				No. of warrants held	As a % total no. of warrants of the same class	No. of convertible securities held	% w.r.t. total no of convertible securities of the same class	
1	Harsha Hitesh Javeri	352000	1.91	NIL	NIL	NIL	NIL	NIL
2	Hitesh Ramji Javeri	570000	3.09	NIL	NIL	NIL	NIL	NIL

(i)(c)(ii) Statement showing holding of securities (including shares, warrants, convertible securities) of persons (together with PAC) belonging to the category "Public" and holding more than 5% of the total no. of shares of the Company

Sl. No.	Name(s) of the shareholder(s) and the Persons Acting In Concert (PAC) with them	No. of Shares held	Shares as a % of total No. of shares (i.e. Grand Total (A)+(B)+(C) ) Indicated in statement at para (1)(a) above	Details of warrants		Details of convertible securities		Total shares (including underlying shares assuming full conversion of warrants and convertible securities) as a % of diluted share capital
				No. of warrants held	As a % total no. of warrants of the same class	No. of convertible securities held	% w.r.t. total no of convertible securities of the same class	
	NIL	NIL	NIL	NIL	NIL	NIL	NIL	NIL





**(II)(a) Statement showing details of Depository Receipts (DRs)**

Sl. No.	Type of outstanding DR (ADRs, GDRs, SDRs, etc.)	Number of outstanding DRs	No. of shares underlying outstanding DRs	Shares underlying outstanding DRs as a % of total number of shares (i.e. Grand Total (A)+(B)+(C) Indicated in statement at para (1)(a) above)
NIL	NIL	NIL	NIL	NIL

**(II)(b) Statement showing Holding of Depository Receipts (DRs), where underlying shares are in excess of 1% of the total number of shares**

Sl. No.	Name of the DR Holder Type of outstanding DR (ADRs, GDRs, SDRs, etc.)	No. of shares underlying outstanding DRs	Shares underlying outstanding DRs as a % of total number of shares (i.e. Grand Total(A)+(B)+(C) Indicated in statement at para (1) (a) above)
NIL	NIL	NIL	NIL



HARRISONS MALAYALAM LIMITED

Code: 500467

Quarter ended: 31st March, 2014

Category Code	Category of Shareholder	No of voting rights held in each class of securities			Total voting Rights	Total voting Rights ie (VI)	
		Class X III	Class Y IV	Class Z V		As a % of (A+B) VII	As a % of (A+B+C) (VIII)
(A)	Shareholding of Promoter and Promoter Group						
(1)	Indian						
(a)	Individuals/Hindu undivided family	90000			90000	0.49	0.49
(b)	Central Government / State Government(s)	0			0	0	0
(c)	Bodies Corporate	5553655			5553655	30.09	30.09
(d)	Financial Institutions / Banks						
(e)	Any other (specify)	0			0	0	0
	Sub-Total (A)(1)	5643655			5643655	30.58	30.58
(2)	Foreign						
(a)	Individuals (Non-Resident Individuals / Foreign Individuals)						
(b)	Bodies Corporate	3640000			3640000	19.72	19.72
(c)	Institutions						
(d)	Any Other (specify)						
	Sub Total (A)(2)	3640000			3640000	19.72	19.72
	Total shareholding of Promoter & Promoter Group (A)=(A)(1)+(A)(2)	9283655			9283655	50.30	50.30



(B)	(1)	Public shareholding				
			(a)	(b)	(c)	(d)
	(1)	<b>Institutions</b>				
	(a)	Mutual Funds /UTI	7020	7020	0.04	0.04
	(b)	Financial Institutions/Banks	2483	2483	0.01	0.01
	(c)	Central Govt./State Govt(s)				
	(d)	Venture Capital Funds				
	(e)	Insurance Companies	33570	33570	0.18	0.18
	(f)	Foreign Institutional Investors	1000	1000	0.01	0.01
	(g)	Foreign Venture Capital Investors				
	(h)	Any Other (specify) Trust	240	240	0	0
		<b>Sub-Total (B)(1)</b>	<b>44313</b>	<b>44313</b>	<b>0.24</b>	<b>0.24</b>
	(2)	<b>Non Institutions</b>				
	(a)	Bodies Corporate	996458	996458	5.40	5.40
	(b)	Individuals				
		i) Individual shareholders holding nominal share capital up to Rs. 1 lac	6182606	6182606	33.50	33.5
		ii) Individual shareholders holding nominal share capital in excess of Rs.1 lakh	1709953	1709953	9.27	9.27
	(c)	Any Other (specify)				
		Clearing Member	27932	27932	0.15	0.15
		Market Maker	6639	6639	0.04	0.04
		NRI (Repatriate)	87373	87373	0.47	0.47
		NRI (Non-Repatriate)	36703	36703	0.20	0.20
		HUF	79773	79773	0.43	0.43
		<b>Sub-total (B)(2)</b>	<b>9127437</b>	<b>9127437</b>	<b>49.46</b>	<b>49.46</b>
		<b>Total Public shareholding (B)=(B)(1)+(B)(2)</b>	<b>9171750</b>	<b>9171750</b>	<b>49.70</b>	<b>49.70</b>
		<b>TOTAL (A)+(B)</b>	<b>18455405</b>	<b>18455405</b>	<b>100</b>	<b>100</b>
(C)		Shares held by Custodians against which depository receipts have been issued.	0	0	0	0
		<b>GRAND TOTAL (A)+(B)+(C)</b>	<b>18455405</b>	<b>18455405</b>	<b>100</b>	<b>100</b>

