


Name of the Company : HATHWAY BHAWANI CABLETEL & DATACOM LIMITED  
 Scrip Code, Name of the scrip, class of security :

Quarter ended : 31/03/2014

Partly paid-up shares :-	No. of partly paid-up shares	As a % of total no. of partly paid-up shares	As a % of total no. of shares of the company
Held by promoter/ promoter group		0.00	0.00
Held by public		0.00	0.00
<b>Total</b>	<b>0</b>	<b>0.00</b>	<b>0.00</b>
Outstanding convertible securities	No. of outstanding securities	As a % of total no. of outstanding convertible securities	As a % of total no. of shares of the company, assuming full conversion of the convertible securities
Held by promoter/ promoter group		0.00	0.00
Held by public		0.00	0.00
<b>Total</b>	<b>0</b>	<b>0.00</b>	<b>0.00</b>
Warrants	No. of Warrants	As a % of total no. of Warrants	As a % of total no. of shares of the company, assuming full conversion of warrants
Held by promoter/ promoter group	0	0.00	0.00
Held by public	0	0.00	0.00
<b>Total</b>	<b>0</b>	<b>0.00</b>	<b>0.00</b>
Total paid-up capital of the company, assuming full conversion of warrants convertible securities	8000000		100.00
<b>Total (A+B+C)+ D+E+F)</b>			

For Hathway Bhawan Cabletel & Datacom Ltd.

  
 Authorized Signatory

**Statement Showing Shareholding Pattern**

Table (I)(a)

Category Code	Category of Shareholder	Number of Shareholders	Total Number Of Shares	Number of Shares held in Dematerialised form	As a Percentage of Total Shareholding as a percentage of total number of shares		Number of Shares encumbered	As a percentage (IX)-(VIII)/(V) *100
					(A+B)	(A+B+C)		
(I)	(II)	(III)	(IV)	(V)	(VI)	(VII)	(VIII)	(IX)

**(A) Shareholding of Promoter and Promoter Group<sup>2</sup>**

**1. INDIAN**

(a)	INDIVIDUAL / HUF	9	1007356	929621	12.5920	12.5920	0	0.00
(b)	CENTRAL / STATE GOVERNMENT(S)	0	0	0	0.0000	0.0000	0	0.00
(c)	BODIES CORPORATE	0	0	0	0.0000	0.0000	0	0.00
(d)	FINANCIAL INSTITUTIONS / BANKS	0	0	0	0.0000	0.0000	0	0.00
(e)	ANY OTHERS (Specify)	0	0	0	0.0000	0.0000	0	0.00
(f)	DIRECTORS / RELATIVES	0	0	0	0.0000	0.0000	0	0.00
(g)	GROUP COMPANIES	2	4080000	4080000	51.0000	51.0000	0	0.00
<b>SUB TOTAL (AN1) :</b>		<b>11</b>	<b>5087356</b>	<b>5009621</b>	<b>63.5920</b>	<b>63.5920</b>	<b>0</b>	<b>0.00</b>

**2. FOREIGN**

(a)	INDIVIDUAL	0	0	0	0.0000	0.0000	0	0.00
(b)	BODIES CORPORATE	0	0	0	0.0000	0.0000	0	0.00
(c)	INSTITUTIONS	0	0	0	0.0000	0.0000	0	0.00
(d)	QUALIFIED FOREIGN INVESTOR	0	0	0	0.0000	0.0000	0	0.00
(e)	ANY OTHERS (Specify)	0	0	0	0.0000	0.0000	0	0.00
<b>SUB TOTAL (AN2) :</b>		<b>0</b>	<b>0</b>	<b>0</b>	<b>0.0000</b>	<b>0.0000</b>	<b>0</b>	<b>0.00</b>

<b>Total holding for promoters (A)-(AN1) + (AN2)</b>		<b>11</b>	<b>5087356</b>	<b>5009621</b>	<b>63.5920</b>	<b>63.5920</b>	<b>0</b>	<b>0.00</b>
------------------------------------------------------	--	-----------	----------------	----------------	----------------	----------------	----------	-------------

**(B) Public shareholding**


<b>1. INSTITUTIONS</b>								
(a)	MUTUAL FUNDS / UTI	0	0	0	0.0000	0.0000	0	0.00
(b)	FINANCIAL INSTITUTIONS / BANKS	0	0	0	0.0000	0.0000	0	0.00
(c)	CENTRAL / STATE GOVERNMENT(S)	0	0	0	0.0000	0.0000	0	0.00
(d)	VENTURE CAPITAL FUNDS	0	0	0	0.0000	0.0000	0	0.00
(e)	INSURANCE COMPANIES	0	0	0	0.0000	0.0000	0	0.00
(f)	FIS	0	0	0	0.0000	0.0000	0	0.00
(g)	FOREIGN VENTURE CAPITAL INVESTORS	0	0	0	0.0000	0.0000	0	0.00

Per Hathway Bhawani Capital & Catcom Ltd.

*Wm*  
Managing Director

**Statement Showing Shareholding Pattern**

Category of Shareholder Code	Category of Shareholders	Number of Shareholders	Total Number Of Shares	Number of Shares held in Dematerialised form	Total Shareholding as a percentage of total number of shares		Shares Pledged or otherwise encumbered	As a percentage (IX)=(VIII)/(IV)*100
					As a Percentage of (A+B) (A+B)	As a Percentage of (A+B+C) (A+B+C)		
(I)	(II)	(III)	(IV)	(V)	(VI)	(VII)	(VIII)	(IX)
(b)	QUALIFIED FOREIGN INVESTOR	0	0	0	0.0000	0.0000	0	0.00
(i)	ANY OTHERS (Specify)	0	0	0	0.0000	0.0000	0	0.00
<b>SUB TOTAL (B)(I) :</b>		<b>0</b>	<b>0</b>	<b>0</b>	<b>0.0000</b>	<b>0.0000</b>	<b>0</b>	<b>0.00</b>
<b>B 2. Non-institutions</b>								
(a)	BODIES CORPORATE	67	244207	229107	3.0526	3.0526	0	0.00
(b)	INDIVIDUAL (CAPITAL UP TO Rs. 1 Lakh)	1711	1403686	1380750	17.5461	17.5461	0	0.00
(H)	(CAPITAL GREATER THAN Rs. 1 Lakh)	35	1260541	1240541	15.7568	15.7568	0	0.00
(c)	QUALIFIED FOREIGN INVESTOR	0	0	0	0.0000	0.0000	0	0.00
(d)	ANY OTHERS (Specify)	0	0	0	0.0000	0.0000	0	0.00
(i)	TRUSTS	0	0	0	0.0000	0.0000	0	0.00
(ii)	CLEARING MEMBER	1	1000	1000	0.0125	0.0125	0	0.00
(iii)	DIRECTORS / RELATIVES	0	0	0	0.0000	0.0000	0	0.00
(iv)	EMPLOYEE	0	0	0	0.0000	0.0000	0	0.00
(v)	NON RESIDENT INDIANS (NRI)	4	3210	3210	0.0401	0.0401	0	0.00
(vi)	OVERSEAS BODIES CORPORATES	0	0	0	0.0000	0.0000	0	0.00
(vii)	UNCLAIMED SUSPENSE ACCOUNT	0	0	0	0.0000	0.0000	0	0.00
<b>SUB TOTAL (B)(2) :</b>		<b>1818</b>	<b>2912644</b>	<b>2854688</b>	<b>36.4081</b>	<b>36.4081</b>	<b>0</b>	<b>0.00</b>
<b>Total Public Shareholding (B)=(B)(1) + (B)(2)</b>		<b>1818</b>	<b>2912644</b>	<b>2854688</b>	<b>36.4081</b>	<b>36.4081</b>	<b>0</b>	<b>0.00</b>
<b>Total (A) + (B) :</b>		<b>1829</b>	<b>8000000</b>	<b>7864229</b>	<b>100.0000</b>	<b>100.0000</b>	<b>0</b>	<b>0.00</b>
<b>(C) Shares held by Custodians and against which Depository Receipts have been issued</b>								
(i)	Promoter and Promoter Group	0	0	0	0.0000	0.0000	0	0.00
(ii)	Public	0	0	0	0.0000	0.0000	0	0.00
<b>SUB TOTAL (C)(1) :</b>		<b>0</b>	<b>0</b>	<b>0</b>	<b>0.0000</b>	<b>0.0000</b>	<b>0</b>	<b>0.00</b>

**For Hathway Bhawal**  
  
**Managing Director**  
**Hathway Bhawal Capital & Datacom Ltd.**

Grand Total (A) + (B) + (C) 1829 8000000 7864229 100 100,0000 0 0.00

NOTES:  
1) NAME NUMBER OF SHARES HELD & PERCENTAGE OF ENTITIES / PERSONS HOLDING MORE THAN 1% OF THE TOTAL SHARES OF THE COMPANY IS AS PER ANNEXURE

(I)(b) Statement showing holding of securities (including shares, warrants, convertible securities) of persons belonging to the category "Promoter and Promoter Group"

Sl No	Name of the Shareholder	Total shares held		Encumbered shares (*)		Details of warrants		Details of convertible securities		Total shares (including underlying shares assuming full conversion of warrants and convertible securities) as a % of diluted share capital	
		Number of shares (A)+(B)+(C)	As a % of grand total (A)+(B)+(C)	Number	As a percentage (A)+(B)+(C) of sub-class (IXa)	Number of warrants held (IXa)	As a % of total number of warrants of the same class	Number of convertible securities held	As a % of total number of convertible securities of the same class		
(I)	(II)	(III)	(IV)	(V)	(VI)=(V)/(III)* 100	(VII)	(VIII)	(IX)	(X)	(XI)	(XII)
1	HATHWAY MEDIA VISION PRIVATE LIMITED	2160000	27.0000	0	0.00	0	0	0	0	0	0
2	HATHWAY CABLE AND DATA COM LIMITED	1920000	24.0000	0	0.00	0	0	0	0	0	0
3	KULDEEP PURI	504339	6.3042	0	0.00	0	0	0	0	0	0
4	KULBUSHAN SURAJ PURI	313282	3.9160	0	0.00	0	0	0	0	0	0
5	KULBUSHAN PURI	112000	1.4000	0	0.00	0	0	0	0	0	0
6	MRS KAVITA PURI	40000	0.5000	0	0.00	0	0	0	0	0	0
7	KAPIL PURI	28335	0.3542	0	0.00	0	0	0	0	0	0
8	MAKA SANJIV CHAINANI	5000	0.0625	0	0.00	0	0	0	0	0	0
9	KAVITA PURI	2600	0.0325	0	0.00	0	0	0	0	0	0
10	KETAN CHOKSHI	1000	0.0125	0	0.00	0	0	0	0	0	0
11	MR KAPIL PURI	800	0.0100	0	0.00	0	0	0	0	0	0
TOTAL:		5087356	63.8920	0	0.00	0	0	0	0	0	0

PRINTED ON: 02/04/2014

PAGE NO: 1

For Hathway Bhawan and Capital & Finance Ltd.  
  
 Managing Director

(H)(C)(i) Statement showing holding of securities (including shares, warrants, convertible securities) of persons belonging to the category "Public" and holding more than 1% of the total number of shares.

Sr.No	Name of the shareholder	Number of shares	Shares as a percentage of total number of shares (i.e. Grand Total (A) +(B)+(C) indicated in Statement at para (i) (a) above)	Details of warrants		Details of convertible securities		Total shares (including underlying shares assuming full conversion of warrants and convertible securities) as a % of diluted share capital
				Number of warrants held	As a % total number of warrants of the same class	Number of securities held	% w.r.t. total number of convertible securities of the same class	
1	MINAL BHARAT PATEL	135004	1.6876	0	0	0	0	0
2	BHARAT BHUSHAN KAPUR	100000	1.2500	0	0	0	0	0
3	ASHOK MITTAL	88288	1.1036	0	0	0	0	0
4	RELIGARE FINVEST LTD	82990	1.0369	0	0	0	0	0
<b>TOTAL:</b>		<b>406242</b>	<b>5.0780</b>	<b>0</b>	<b>0</b>	<b>0</b>	<b>0</b>	<b>0</b>


Printed Date : 02/04/2014

PAGE NO : 1

(I)(c)(ii) Statement showing holding of securities (including shares, warrants, convertible securities) of persons (together with PAC) belonging to the category "Public" and holding more than 5% of the total number of shares of the company.

SR.NO	Name	Number of shares	Details of warrants		Details of convertible securities		Total shares (including underlying shares assuming full conversion of warrants and convertible securities) as a % of diluted share capital
			Number of warrants held	As a % total number of warrants of the same class	Number of securities held	% w.r.t. total number of convertible securities of the same class	
1		0	0	0	0	0	0
<b>TOTAL:</b>		<b>0</b>	<b>0</b>	<b>0</b>	<b>0</b>	<b>0</b>	<b>0</b>

Printed Date : 02/04/2014

For Railway Share...  
  
 Managing Director

(IXc)

Statement showing details of locked-in shares

AS ON : 31/03/2014

Sr No	Name of the shareholder	Number of locked-in shares	Locked-in shares as a percentage of total number of shares {i.e. Grand Total (A)+(B)+ (C) indicated in Statement at para (IXa) above}	Promoter / Promoter Group / Public
1				
<b>TOTAL:</b>				


(IXe)

Statement showing details of Depository Receipts (DRs)

Sr.No.	Type of Outstanding DR (ADRs,GDRs,SDRs etc.)	No of Outstanding DRs.	No of Shares underlying outstanding DRs.	Shares underlying outstanding DRs as a Percentage of total number of shares (i.e Grand Total (A)+(B) + (C) Indicated in statement at para(i) (a) above)
1	GDRs			
<b>TOTAL:</b>				

(II) (b) Statement showing holding of Depository Receipts (DRs), where underlying shares held by 'promoter / promoter group' are in excess of 1% of the total number of shares:

Sr.No.	Name of the DR Holder	Type of Outstanding DR (ADRs,GDRs,SDRs etc.)	No of Shares underlying outstanding DRs.	Shares underlying outstanding DRs as a Percentage of total number of shares (i.e Grand Total (A)+(B)+(C) Indicated in statement at Para (i) (a) above)
1				
<b>TOTAL:</b>				

**For Hathway Bhawan Cabletel & Datacom Ltd.**  
  
**Managing Director**