

**Format for Disclosures under Regulation 29(1) of SEBI (Substantial Acquisition of Shares and Takeovers) Regulations, 2011**

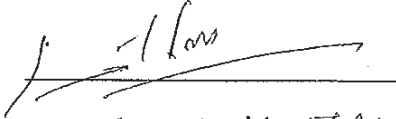
Name of the Target Company (TC)	Hexa Tradex Limited		
Name(s) of the acquirer and Persons Acting in Concert (PAC) with the acquirer	(i) Danta Enterprises Private Limited; (ii) OPJ Trading Private Limited; (iii) Virtuous Tradecorp Private Limited; and (iv) Sahyog Tradcorp Private Limited and PAC (As per Annexure- A)		
Whether the acquirer belongs to Promoter/Promoter group	Yes, the acquirers are a part of the promoter group		
Name(s) of the Stock Exchange(s) where the shares of TC are Listed	1. Bombay Stock Exchange Limited (BSE) 2. The National Stock Exchange of India Limited (NSE)		
Details of the acquisition as follows	<b>Number</b>	<b>% w.r.t. total share/voting capital wherever applicable</b>	<b>% w.r.t. total diluted share/voting capital of the TC (*)</b>
<b>Before the acquisition under consideration, holding of :</b>			
a) Shares carrying voting rights	2,54,13,997 Annexure-A	46.00 Annexure-A	46.00 Annexure-A
b) Voting rights (VR) otherwise than by equity shares	Nil	Nil	N.A
c) Warrants/convertible securities/any other instrument that entitles the acquirer to receive shares carrying voting rights in the TC (specify holding in each category)	Nil	Nil	N.A
<b>d) Total (a+b+c)</b>	<b>2,54,13,997</b>	<b>46.00</b>	<b>46.00</b>
<b>Details of acquisition</b>			
a) Shares carrying voting rights acquired	79,20,100 Annexure-A	14.34 Annexure-A	14.34 Annexure-A
b) VRs acquired otherwise than by equity shares	Nil	Nil	Nil
c) Warrants/convertible securities/any other instrument that entitles the acquirer to receive shares carrying voting rights in the TC (specify holding in each category) acquired	Nil	Nil	Nil
<b>d) Total (a+b+c)</b>	<b>79,20,100</b>	<b>14.34</b>	<b>14.34</b>

<b>After the acquisition, holding of:</b>			
a) Shares carrying voting rights	2,54,13,997 Annexure-A	46.00 Annexure-A	46.00 Annexure-A
b) VRs otherwise than by equity shares	Nil	Nil	Nil
c) Warrants/convertible securities/any other instrument that entitles the acquirer to receive shares carrying voting rights in the TC (specify holding in each category) after acquisition	Nil	Nil	Nil
<b>d) Total (a+b+c)</b>	<b>2,54,13,997</b>	<b>46.00</b>	<b>46.00</b>
Mode of acquisition (e.g. open market / public issue / rights issue /preferential allotment / inter-se transfer, etc.)	Inter se transfer between 'Qualifying Persons ' through off-market		
Salient features of the securities acquired including time till redemption, ratio at which it can be converted into equity shares etc.	N.A		
Date of acquisition of/ date of receipt of intimation of allotment of shares /VR/ warrants/convertible securities/any other instrument that entitles the acquirer to receive shares in the TC.	28.03.2014		
Equity share capital / total voting capital of the TC before the said acquisition	Rs.11,04,89,408 (55244704 equity shares of Rs.2/- each)		
Equity share capital/ total voting capital of the TC after the said acquisition	Rs.11,04,89,408 (55244704 equity shares of Rs.2/- each)		
Total diluted share/voting capital of the TC after the said acquisition	Rs.11,04,89,408 (55244704 equity shares of Rs.2/- each)		

**Note:**


(\*) Diluted share/voting capital means the total number of shares in the TC assuming full conversion of the outstanding convertible securities/warrants into equity shares of the TC.

For Danta Enterprises Private Limited




Name: SUNIL K JAIN  
Designation: DIRECTOR

For Sahyog Tradcorp Private Limited




Name: K N Patel  
Designation: Director

For OPJ Trading Private Limited



Name: Rajesh Bhatia  
Designation: Director

For Virtuous Tradecorp Private Limited



Name: ANKUR AGRAWAL  
Designation: DIRECTOR

**Annexure - A under Regulation 29 (1)**

S.No.	Name of the Shareholder	Before Acquisition			Details of acquisition			Post Acquisition		
		Number	% w.r.t. total share/voting capital wherever applicable	% w.r.t. total diluted share/voting capital of the TC (*)	Number	% w.r.t. total share/voting capital wherever applicable	% w.r.t. total diluted share/voting capital of the TC (*)	Number	% w.r.t. total share/voting capital wherever applicable	% w.r.t. total diluted share/voting capital of the TC (*)
	<b>Acquirer</b>									
1	Danta Enterprises Private Limited	0	0.00	0.00	1980025	3.58	3.58	1980025	3.58	3.58
2	OPJ Trading Private Limited	0	0.00	0.00	2303826	4.18	4.18	2303826	4.18	4.18
3	Sahyog Tradecorp Private Limited	0	0.00	0.00	1980025	3.58	3.58	1980025	3.58	3.58
4	Virtuous Tradecorp Private Limited	0	0.00	0.00	1656224	3.00	3.00	1656224	3.00	3.00
	<b>Total</b>	<b>0</b>	<b>0.00</b>	<b>0.00</b>	<b>79,20,100</b>	<b>14.34</b>	<b>14.34</b>	<b>79,20,100</b>	<b>14.34</b>	<b>14.34</b>
	<b>Person Acting in concert (PAC)</b>									
1	ABHYUDAY JINDAL	3000	0.01	0.01	0	0.00	0.00	3000	0.01	0.01
2	ANBECO INVESTMENTS LIMITED	2600897	4.71	4.71	0	0.00	0.00	2600897	4.71	4.71
3	ARTI JINDAL	12000	0.02	0.02	0	0.00	0.00	12000	0.02	0.02
4	BEAUFIELD HOLDINGS LIMITED	381100	0.69	0.69	0	0.00	0.00	381100	0.69	0.69
5	DEEPIKA JINDAL	3000	0.01	0.01	0	0.00	0.00	3000	0.01	0.01
6	ESTRELA INVESTMENT COMPANY LIMITED	378500	0.68	0.68	0	0.00	0.00	378500	0.68	0.68
7	JSW HOLDINGS LIMITED	100	0.00	0.00	0	0.00	0.00	100	0.00	0.00
8	HESTON SECURITIES LIMITED	372600	0.67	0.67	0	0.00	0.00	372600	0.67	0.67
9	INDRESH BATRA	154000	0.28	0.28	0	0.00	0.00	154000	0.28	0.28
10	JARGO INVESTMENTS LIMITED	369000	0.67	0.67	0	0.00	0.00	369000	0.67	0.67
11	MENDEZA HOLDINGS LIMITED	366500	0.66	0.66	0	0.00	0.00	366500	0.66	0.66
12	NACHO INVESTMENTS LIMITED	365000	0.66	0.66	0	0.00	0.00	365000	0.66	0.66
13	NALWA SONS INVESTMENTS LIMITED	10710000	19.38	19.38	0	0.00	0.00	10710000	19.38	19.38
14	NAVEEN JINDAL	43740	0.08	0.08	0	0.00	0.00	43740	0.08	0.08
15	NAVEEN JINDAL(HUF)	1320	0.00	0.00	0	0.00	0.00	1320	0.00	0.00
16	PARTH JINDAL	3000	0.01	0.01	0	0.00	0.00	3000	0.01	0.01
17	PENTEL HOLDING LIMITED	362400	0.66	0.66	0	0.00	0.00	362400	0.66	0.66
18	PRITHVI RAJ JINDAL	19740	0.04	0.04	0	0.00	0.00	19740	0.04	0.04
19	P. R. JINDAL HUF.	4320	0.01	0.01	0	0.00	0.00	4320	0.01	0.01
20	RATAN JINDAL	15240	0.03	0.03	0	0.00	0.00	15240	0.03	0.03
21	RATAN JINDAL(HUF)	16320	0.03	0.03	0	0.00	0.00	16320	0.03	0.03
22	S. K. JINDAL AND SONS HUF.	4320	0.01	0.01	0	0.00	0.00	4320	0.01	0.01
23	SAJJAN JINDAL	15240	0.03	0.03	0	0.00	0.00	15240	0.03	0.03
24	SANGITA JINDAL	10800	0.02	0.02	0	0.00	0.00	10800	0.02	0.02
25	SARMENTO HOLDINGS LIMITED	363000	0.66	0.66	0	0.00	0.00	363000	0.66	0.66
26	SAVITRI DEVI JINDAL	20760	0.04	0.04	0	0.00	0.00	20760	0.04	0.04
27	SMINU JINDAL	3000	0.01	0.01	0	0.00	0.00	3000	0.01	0.01
28	TANVI JINDAL	6000	0.01	0.01	0	0.00	0.00	6000	0.01	0.01
29	TARINI JINDAL	6000	0.01	0.01	0	0.00	0.00	6000	0.01	0.01

